



ZACK WHEELER
2023 NATIONAL LEAGUE
GOLD GLOVE AWARD
WINNER

BRYCE HARPER
2023 NATIONAL LEAGUE
SILVER SLUGGER AWARD
WINNER

Phillies

2024 MEDIA GUIDE



The 2024 Philadelphia Phillies Media Guide was published in March 2024. Newspapers, websites, magazines, radio and television stations needing additional information should contact the Phillies Communications Department at: Citizens Bank Park, One Citizens Bank Way, Philadelphia, PA 19148; (215) 463-6000.

CREDITS

Executive Editor: Kevin Gregg

Editor: Christine Negley

Associate Editors: Chris Ware, Elyssa Kaplan, Dillon Siddiqi, Santino Primerano

Cover Design: Melissa Maani

Photography: Miles Kennedy, Mitchell Leff, Chanda Jones, Heather Barry, Geneva Heffernan, Tom Briglia,

Ashley Craven, Sarah Boekholder, Derik Hamilton, Denis Kennedy, Phil Flynn, Steve Nesius,

Rusty Kennedy, Rosemary Rahn, Al Tielemans, MLB Photos, Getty Images

Statistics provided by MLB Stats Reporting Platform, STATSPASS and Elias Sports Bureau

Special thanks to Larry Shenk, Jay McLaughlin, Jake Primack, Maurizio Ortiz

Copyright © 2024 The Phillies



TABLE OF CONTENTS

PERSONNEL

Baseball Personnel	17-25
Club Ambassadors	32-33
Executives	8-16
Front Office Personnel	4-7
Major League Staff	27-28
Medical Personnel	29-31
Ownership	8
Special Advisor	26

2024 PHILLIES

2024 40-Man Roster & Non-Roster Invitees	50-52
Coaching Staff	38-49
Manager Rob Thomson	36-37
Player Biographies	53-210

2023 REVIEW

Day By Day	224-225
Detailed Fielding	220
Detailed Hitting	218
Final Statistics	216
Highs & Lows	221
Major League Standings	213
Miscellaneous Club Statistics	218
Pinch Hitting	217
Runners in Scoring Position	217
Spring Training Statistics	214-215
Starters by Batting Order	222
Starters by Fielding Position	223
Team Hitting	219
Team Notes	212
Team Pitching	219
Transactions	222-223
Wild Card Standings	213

HISTORY

All-Time Coaches Roster	238
All-Time Win/Loss Records	276
All-Time Roster	230-237
Attendance Records	275
Best Season Records	277
Best/Worst Homestands & Road Trips	278
Best/Worst Monthly Records	280
Club Streaks	282
Draft Selections	274
Important Dates	241
Interleague Play	276
Last Time It Happened	244
Long Games	281
Managers	237
Miscellaneous Club Records	282
Opening Day	242-243
Phillies All-Time Postseason Leaders	273
Phillies Team History	228-229
Postseason History	256-272
Regulars by Position	246-250
Retired Numbers	251-255
Season Starts	277
Service Time	245
Sweep Information	279
Tie Games	241
Trades	244
Uniform Numbers	242
Year-By-Year Finish	238-240

AWARDS

All-MLB Team	288
All-Star Selections & Information	284-285
All-Vet Team	288
Award Winners	286-287
BBWAA Awards	292
Bill Giles and Larry Rojas Awards	289
Centennial Team	288
Dallas Green Award	290
Fielding Bible Award	288
Gold Glove Award Winners	288
John Vukovich Award	290
National Baseball Hall of Famers	292
Paul Owens Award	289

AWARDS (cont.)

Richie Ashburn & David Montgomery Award	290
Roberto Clemente Award	288
Silver Slugger Award Winners	287
Wall of Fame	291

HITTING

Big Innings	325
Career Batting Top 10	294
Double Figures	296
First Major League Hit a Home Run	301
Grand Slams	305
Hitting Streaks	330
Home Runs	297-299
Home Runs – Game	300-301
Home Runs – Season	302-304
Individual Batting Records	326-327
Inside-the-Park Home Runs	306
Phillies Batting Champions	296
Phillies Hitting for the Cycle	296
Pinch Hitting	308-310
Pinch-Hitting Records	329
Runs Batted In	307
Runs, Hits – Game	324
Season Batting Top 10	295
Season Leaders	311-313
Season Leaders by Position	316
Stolen Bases	322-323
Team Batting Records	328-329
Walk-Off Home Runs	306
Yearly Batting Leaders	314-321

PITCHING

Career Pitching Top 10	332
Individual Pitching Records	345-346
Miscellaneous Pitching Records	335-336
No-Hitters/One-Hitters	334
Non-Pitchers Who Pitched	341
Scoreless Streaks	338
Season Leaders	337-338
Season Pitching Top 10	333
Shutouts	335
Team Pitching Records	347
Winning & Losing Streaks	344
Yearly Pitching Leaders	339-344

DEFENSE

All-Time Fielding Team	350
Career Games by Position	354
Club Fielding Records	353
Consecutive Errorless Games by Position	354
Fielding Records by Position	353
League Leaders – Defense	350
Outfield Assists	352
Triple Plays	351

SCOUTING & PLAYER DEVELOPMENT

2023 Minor League Notes	373
2023 Minor League Review	374-387
Minor League Affiliates	372
Minor League Players	388-442
Player Development Staff	360-371
Scouting Staff	356-359

GENERAL INFORMATION

2024 Media Information	450-451
Citizens Bank Park Directory	454
Citizens Bank Park Facts	456-460
Citizens Bank Park Ground Rules	461
Citizens Bank Park Seating Diagram	455
How to Figure	462
Phillie Phanatic	460
Phillies Broadcasters	444-448
Phillies in the Community	452-453
Phillies Television & Radio Networks	449
Public Address Announcer	448
Qualifying Marks	461
Rain Rules & Rules of Interest	462
Spring Training Information	463-464



NATIONAL BASEBALL HALL OF FAME AND MUSEUM

25 Main Street, Cooperstown, New York 13326

Phone: (607) 547-7200

Public Relations: (607) 547-0215

E-mail address: info@baseballhall.org

Website: baseballhall.org

Summer Hours: Memorial Day Weekend - Labor Day Weekend: 9 a.m. to 7 p.m.

Regular Hours: 9 a.m. to 5 p.m.

Holiday Closings: Thanksgiving Day, Christmas Day, and New Year's Day.

DIRECTORY: Jane Forbes Clark (Chairman), Josh Rawitch (President), Lisa Bendino-Anderson (Vice President, Museum Affairs), Shilpa Ketharaju (Vice President Finance and Administration), Sean Gahagan (Vice President, Retail Merchandising & Licensing), Ken Meifert (Vice President, Sponsorship & Development), Ryan Selzner (Vice President, People and Culture)
PR CONTACTS: Jon Shestakofsky (Vice President, Communications & Education) and Craig Muder (Comm. Director)

HALL OF FAME WEEKEND 2024: July 19-22

Class of 2024: Adrián Beltré, Todd Helton, Jim Leyland and Joe Mauer

Awards Presentation: Sat., July 20 **Induction:** Sun., July 21, 1:30 p.m. ET, Clark Sports Center

PHILLIES IN THE HALL OF FAME

A total of 41 players, managers and executives in the Hall of Fame, including 2023 electee Scott Rolen, spent some of their professional careers with the Philadelphia Phillies. Twelve of those 41 spent the majority of their careers in a Phillies uniform, including Grover Cleveland Alexander, Richie Ashburn, Dave Bancroft, Steve Carlton, Ed Delahanty, Billy Hamilton, Chuck Klein, Robin Roberts, Mike Schmidt, Sam Thompson, Harry Wright and Rolen. For a complete list of Phillies in the Hall of Fame, visit the "Hall of Famers" team pages at www.baseballhall.org.

NOTABLE PHILLIES ARTIFACTS IN COOPERSTOWN

- Shoes worn by Phillies' pitcher Michael Lorenzen when he pitched a no-hitter on Aug. 9, 2023.
- Batting helmet worn by NLCS MVP Bryce Harper during 2022 postseason games including the Wild Card, Division, Championship and World Series.
- Jersey worn by All-Star pitcher Aaron Nola on Sept. 29, 2018.
- Game-used ball and a cap worn by Cole Hamels on July 25, 2015 when he threw a no-hitter in his final start for the Phillies.
- Cap worn by Cole Hamels, a game-used baseball and manager Ryne Sandberg's lineup card from when four pitchers combined to throw a no-hitter on Sept. 1, 2014.
- Cap worn by Wilson Valdez on May 26, 2011, during his 19th-inning relief win after playing the first 18 innings at second base, becoming the first player to start a game and earn the win since Babe Ruth in 1921.
- Game ball and a jersey worn by Roy Halladay during his NLDS no-hitter on Oct. 6, 2010.
- Cap worn by Roy Halladay when he threw the 20th perfect game in major league history on May 29, 2010 against the Marlins and a game ball.
- Bat used by Chase Utley in the 2009 World Series when he tied Hall of Famer Reggie Jackson's mark for home runs in a single World Series.
- Jersey worn by 2008 World Series MVP Cole Hamels during the deciding Game 5.
- Bat used by Ryan Howard to hit two home runs during Game Four of the 2008 World Series.
- Helmet used by Carlos Ruiz from his home run and his game-winning hit in Game 3 of the 2008 World Series.
- Spikes worn by Jimmy Rollins on the final day of the 2007 season, in which he became the fourth player in MLB history to hit 20 doubles, triples and home runs with 20 steals.
- Phillies Phanatic costume donated in 2002 to mark the 25th anniversary of the mascot.
- Cap, jersey and pants worn by Mike Schmidt to hit his 500th home run on April 18, 1987.
- Ball thrown by Steve Carlton to record career strikeout No. 3,521 on June 7, 1983.



Helmet worn by Bryce Harper during 2022 postseason.

A LOOK AHEAD TO 2025

Ballots for the 2025 Hall of Fame/BBWAA election will be distributed following the 2024 season with results from the voting scheduled to be announced in January 2025. A partial list of first-year candidates for election includes Félix Hernández, CC Sabathia, Ichiro Suzuki and Troy Tulowitzki. Historical information on past BBWAA elections and the election process can be accessed at www.baseballhall.org or by contacting the Hall of Fame Communications department.

CONNECT TO COOPERSTOWN

- For news from Cooperstown, visit at www.baseballhall.org. Stay up-to-date on all the activity at the Hall of Fame's official site, on Twitter @baseballhall and through social networking on Facebook, Instagram and TikTok.
- If you would like to receive interesting stories and timely news items direct from the Hall of Fame and get the inside track on the latest happenings in Cooperstown, sign up for *Inside Pitch*. There's no cost to receive our weekly electronic newsletter in your e-mail box at home or work and it's easy to enroll: Just log on to www.baseballhall.org/InsidePitch.
- If you have an interest in receiving *Around The Horn*, the Hall's monthly media newsletter, please send an e-mail to info@baseballhall.org. Be sure to include your name, name of organization and e-mail address. Or visit www.baseballhall.org/media-info.

RESEARCH ASSISTANCE

The Hall of Fame is pleased to provide assistance in baseball research and members of the media are encouraged to utilize this valuable baseball resource whenever necessary by calling the Public Relations department at (607) 547-0215, or the Library Reference desk at (607) 547-0330.

PERSONNEL



FRONT OFFICE PERSONNEL

EXECUTIVE MANAGEMENT

Managing Partner and Chief Executive Officer	John Middleton
President, Baseball Operations	David Dombrowski
Executive Vice President	David Buck
Vice Chairman	Stan Middleman
Chairman Emeritus	Bill Giles
Senior Vice President & Chief Financial Officer	John Nickolas
Senior Vice President, Ticket Operations & Projects	John Weber
Senior Vice President, Partnership Sales & Corporate Marketing	Jacqueline Cuddeback
Manager, Executive Office	Adele MacDonald
Manager, Ownership	Christa Murphy
Coordinator, Executive Office	Amy Harris
Special Advisor	Mike Schmidt

Legal and Human Resources

Vice President & General Counsel	Leslie Safran
Deputy General Counsel	Frankie Garland
Associate Counsel	Elina Doolabh
Director, Human Resources	Jon Madden
Manager, Human Resources & Benefits	Janelle Kahn
Manager, Human Resources - Florida Operations	Karina Cano
Coordinator, Human Resources	Ryan Kologie
Coordinator, Human Resources & Benefits	Daniele DeFrank

Administration

Vice President, Administration	Kathy Killian
Manager, Office Food Services	Donna Walton
Coordinator, Office Food Services	Sharon von Fischer

Technology Services

Vice President, Chief Technology Officer	Sean Walker
Senior Director, Technology Services	Matt Bryan
Director, Information Technology	Bob Tonnon
Director, Technology Systems Architect	Kevin Donohue
Director, Video Engineering	Martin Otremsky
Director, Enterprise Applications	Michael Cunningham
Principal, Technology Systems Architect	Kevin Stephens
Technical Project Manager	Tricia Rubino
Manager, Technology Operations	Kristine Robicheaux
Manager, Technology Services	Trey Hurst
CRM Administrator	Jay McLaughlin
Broadcast Technology Engineer	Rich Rivera
Broadcast Technology Coordinator	Valerie Bendas
Technology Services Analyst	Chris Vivero
Technology Services Analyst	Sabrina Veitz
Business Systems Analyst	Gregg Beck
Business Systems Analyst - Enterprise Applications	Dana Bader
Project Analyst	Catherine Brown
CRM Coordinator	Joe Bartlett

BASEBALL OPERATIONS

Vice President, General Manager	Sam Fuld
Assistant General Manager	Anirudh Kilambi
Assistant General Manager	Ned Rice
Assistant General Manager	Jorge Velandia
Senior Advisor	Pat Gillick
Senior Advisor to the General Manager	Larry Bowa
Senior Advisor to the General Manager	Charlie Manuel
Special Assistant to the General Manager	Howie Kendrick
Director, Baseball Operations	Corinne Landrey
Director, Mental Performance, Life Skills, and Education	Ceci Craft
Director, Mental Health	Deanna Nobleza

Director, Staff Recruitment &

Talent Development	Steve Moser
Director, Team Travel	Jameson Hall
Manager, Player Procurement	Chris Cashman
Manager, Team Travel	Michael Roche
Manager, Baseball Operations	Trey Baur
Mental Health Counselor	Antonio Cordero
Coordinator, Baseball Operations	Frankie Scimeca
Lead Quantitative Analyst, Baseball Operations	Emmett Kiernan
Analyst, Baseball Operations	Patrick Brennan
Spanish Language Interpreter	Diego D'Aniello

Scouting

Assistant General Manager, Amateur Scouting	Brian Barber
Director, Amateur Scouting Administration	Rob Holiday
Director, Professional Scouting	Mike Ondo
Senior Advisor, International Scouting	Sal Agostinelli
Director, International Scouting	Derrick Chung
Assistant Director, International Scouting - Research & Information	Josh Lipman

Assistant Director, Amateur Scouting	Connor Betze
Special Assistant to Player Development & International Scouting	Juan Samuel

National Scouting Coordinator	Darrell Connor
National Scouting Coordinator	David Crowson
Coordinator, Latin America	Jesús Méndez
Coordinator, Latin America	Carlos Salas
Coordinator, International Scouting	Maurizio Ortiz
Video Coordinator, Amateur Scouting	Alex Rosen
International Video Scouting Assistant	Kelvin Paulino

Player Development

Assistant General Manager, Player Development	Preston Mattingly
Director, Minor League Operations	Lee McDaniel
Director, Minor League Training Facilities and Equipment	Joe Cynar

Director, International Operations	Ray Robles
Director, Hitting Development	Luke Murton
Assistant Director, Player Development	Dana Parks
Assistant Director, Player Development	Edwin Soto
Special Assistant to Director of Player Development	Matt Martin

Senior Manager, Minor League Administration	Dianne Gonzalez
--	-----------------

Manager, Life Skills & Education	Kiah Villaman
Minor League Field Coordinator	Kevin Bradshaw
Minor League Hitting Coordinator	Jake Elmore
Minor League Pitching Coordinator	Travis Hergert
Minor League Infield Coordinator	Adam Everett
Minor League Outfield Coordinator	Andy Abad
Minor League Catching Coordinator	Joe Mangiameli
DR Coordinator	Manny Amador
Nutrition Coordinator	Steph MacNeill
Functional Rehab Coordinator	Brittany Gooch
Minor League Rehab Coordinator	Justin Tallard
Minor League Rehab Pitching Coordinator	Aaron Barrett
Minor League Strength and Conditioning Coordinator	Patrick Trainor

Minor League Medical Coordinator	Justin Ahrens
Minor League Performance Dietitian	Akilah Phillips
Minor League Performance Dietitian	Alex Moses
Minor League Performance Dietitian	Patrick Goodwin
Minor League Physical Therapist, DR	Carley McQuain
Latin American Strength and Conditioning Coordinator	José Salas
Mental Performance Scouting & Rehab Coordinator	Traci Statler

FRONT OFFICE PERSONNEL

Minor League Mental Performance

Coordinator	Todd Dilbeck
Mental Performance Coach	Frances Cardenas
Mental Performance Coach	Brea Hapken
Mental Performance Coach	Giannina Cipolloni
Minor League Administrator	Jose Hidalgo

Administrator,
International Operations..... Francisco Hernandez
Coordinator, Minor League Equipment..... Josh Glzman
Coordinator, Clubhouse Services,

Carpenter Complex..... Vincent Pezzino
Coordinator, Clearwater Clubhouse

Food & Beverage	Matt Catalano
Assistant, Player Development	Jake Primack
Lead Teacher, Life Skills	Paola Mora
Lead Teacher, Education	Isabela Karay
Receptionist	Ellen Petuck

Research & Development

Senior Director, Research and Development	Alex Nakahara
Director, Predictive Modeling	Patrick McFarlane
Director, Software Engineering	Tegan Ashby
Assistant Director, Foundational Research	Ryan Plunkett
Assistant Director, Foundational Research	Dan Aucoin
Principal Engineer	Zo Obradovic
Principal Quantitative Analyst	Chris Fonnesebeck
Staff Software Engineer	Sam Drapeau
Staff Software Engineer	Ryan Quisenberry
Senior Software Engineer	Chris Schlitt
Senior Software Engineer	Brian Palma
Senior Software Engineer	Matt Sobocinski
Senior Software Engineer	Matt Dering
Senior Software Engineer	Mike Hirsch
Lead Quantitative Analyst	Saul Forman
Lead Quantitative Analyst	Isaac Kleisle-Murphy
Lead Quantitative Analyst	Brett Durborow
Lead Quantitative Analyst	Daniel Friedman
Lead Quantitative Analyst	Sam Bornstein
Lead Quantitative Analyst	Brett Mele
Software Engineer II	Rebekah Callari-Kaczmarczyk
Software Engineer II	Quinn Lashinsky
Software Engineer II	Sophie Keith
Quantitative Analyst	Jack Remmert
Quantitative Analyst	Sam Sitarski
Quantitative Analyst	David Slusser
Performance Analyst, Foundational Research	Sarah Barron
Software Engineer	Long Nguyen
Software Engineer	Alek Kawczynski
Software Engineer	Jake Davidson
Software Engineer	Casey Bates

Baseball Development

Director, Baseball Development	Ben Werthan
Manager, Major League Hitting Strategy	Josh Studnitzer
Manager, Major League Video & Technology	Chris Whiting
Lead Pitching Development Analyst	Mark Lowy
Special Assignment Analyst	Phil Gosselin
Hitting Development Analyst	Kyle Lussier
Pitching Development Analyst	Rylan Domingues
Major League Video & Technology Analyst	Noah Hilton
Coordinator, Minor League Video & Technology	Thomas Knauss
Coordinator, Minor League Video & Technology	Candra Pepper
Coordinator, Baseball Development Systems	Jenny Goldsher
Assistant, Major League Strategy	Riley Wilson

Integrative Baseball Performance

Director, Integrative Baseball Performance & Strategic Initiatives	Rob Segedin
Lead Biomechanist	Anthony Brady
Lead Quantitative Analyst	Kyle Lindley
Software Engineer II	Miles Okamoto
Quantitative Analyst	Kyle Lennon
Coordinator, Strategic Initiatives	Michael Taylor

Medical Services

Director, Medical Services	Dr. Steven Cohen
Lead Primary Care Physician	Dr. Jeremy Close
Head Athletic Trainer	Paul Buchheit
Director, Strength & Conditioning and Nutrition	Morgan Gregory
Assistant Athletic Trainer	Joe Rauch
Assistant Athletic Trainer	Christian Bermudez
Major League Physical Therapist	Alex Plum
Major League Massage Therapist	Ryo Tamanaha
Assistant Major League Strength & Conditioning Coach	Furey Leva
Medical Operations Liaison	Peter Walukiewicz
Team Chef	Keith Rudolf

Clubhouse Operations

Director, Clubhouse Services	Phil Sheridan
Manager, Equipment & Umpire Services	Dan O'Rourke
Manager, Visiting Clubhouse	Kevin Steinhour
Home Clubhouse Assistant	Sean Bowers

Latin American Academies

Manager, DR Operations	Keyla Oviedo
Facilities Operations Assistant	Jose Morales
Maintenance Assistant	Primitivo Obispo
DR Coordinator, Life Skills & Education	Enfrin Benitez
Lead Teacher, Education & Life Skills	Alejandro Alfonso
Lead Teacher, EFL	Franklin Perez
DR Mental Performance Coach	Manuel Antuna
Assistant, Video & Technology	Sintia Baez
Video & Technology Associate	Sam Klein
Assistant, Equipment Operations	Joel Ortega
Assistant, Clubhouse Operations	Jose Garcia
Driver & Clubhouse Assistant	Fernando De Los Santos
Administrative Assistant	Jorge Cuello
Maintenance Assistant	Alfredo Angomas
Receptionist	Roanny Santana

BUSINESS AFFAIRS

Vice President, Business Affairs	Howard Smith
Director, Concession Development	Bruce Leith
Director, Retail Marketing	Kristin Zeller
Manager, Retail Merchandising	John Hollinger
Representative, Phillies Authentics	Nolan DiRienzi
Ballpark Enterprises	
Director, Special Events	Leila Graham-Willis
Special Events Representative	Carly Histing
Ballpark Operations	
Manager, Ballpark Operations	Frank Bowers
Ballpark Operations Assistant	James Rodriguez
Ballpark Operations Assistant	Steve Simmons
Landscaping Operations	
Manager, Landscaping	Michael Talley
Coordinator, Landscaping	Joseph Amodio
Landscaper	Mike Russo
Landscaper	Angela Curley
Landscaper	Monay Angell
Landscaper	Will Angell
Landscaper	Alexis Arroyo Ramos

FRONT OFFICE PERSONNEL

BUSINESS AFFAIRS (cont.)

Event Operations

Manager, Event Operations/Staffing..... Andy Mosiondz
 Coordinator, Event Operations Colleen Gall

Field Operations

Director, Field Operations Jeremy Wilt
 Assistant Director, Field Operations Barry Rees
 Manager, Field Operations David Yearout
 Manager, Field Operations Caleb Robinson
 Manager, Field Operations Nicholas Kovacs
 Manager, Grounds-Urban Youth Academy..... Max Hunt
 Groundskeeper Jeff Wright

Security Operations

Vice President, Operations & Security.... Salvatore DeAngelis
 Director, Facility Operations Ed Speer
 Director, Security Operations Kevin Hackenbrack
 Manager, Operations/Security Laura Romond
 Supervisor, Operations/Security Kelly Davis
 Receptionist, Executive Offices Kelly Addario DiGiacomo
 Coordinator, Ballpark Operations Val Miller
 Supervisor, Ballpark Security David Balseiro
 Supervisor, Ballpark Security Joe Ryan
 Supervisor, Ballpark Security Jonathon Sample
 Supervisor, Ballpark Security Robert Santos
 Ballpark Security Officer Mary Blackman
 Ballpark Security Officer Jahe Burton
 Ballpark Security Officer Ted Czyzewski
 Ballpark Security Officer Robert DiGregorio
 Ballpark Security Officer Rebecca Eelman
 Ballpark Security Officer Tom FitzPatrick
 Ballpark Security Officer Sean Jones
 Ballpark Security Officer Tim Long
 Ballpark Security Officer Brandon Marker
 Ballpark Security Officer Veronica Martin
 Ballpark Security Officer Amare Okafor
 Ballpark Security Officer JT Steele
 Ballpark Security Officer Aaron Thompson
 Ballpark Security Officer Brody Toliver
 Ballpark Security Officer Bret Wiesner
 Ballpark Security Officer Greg Wisniewski

COMMUNICATIONS

Vice President, Communications and
 Senior Advisor to the Managing Partner Bonnie Clark
 Director, Player Relations & Phillies Charities.... Sophie Riegel
 Director, Photography/Team Photographer... Miles Kennedy
 Director, Business Communications Deb Rinaldi
 Manager, Graphic Design Melissa Maani
 Coordinator, Communications Lauren Testa
 Coordinator, Communications &
 Phillies Charities..... Brittani Shields

Baseball Communications

Vice President, Baseball Communications Kevin Gregg
 Director, Publications Christine Negley
 Director, Baseball Communications Chris Ware
 Coordinator, Baseball Communications Elyssa Kaplan
 Baseball Communications Assistant Dillon Siddiqi

BUSINESS ANALYTICS, FINANCE AND FLORIDA OPERATIONS

Senior Vice President &
 Chief Financial Officer John Nickolas

Business Analytics

Director, Business Analytics Josh Barbieri
 Director, Business Analytics-Strategy Blake Summerfield
 Business Analyst Angela Ditri
 Business Analyst Rory Kelleher
 Data Engineer Joe Dementri

Finance

Vice President, Finance and Controller.... Shannon Snellman

Payroll

Director, Payroll Bryan Humphreys
 Manager, Payroll Denise Caines
 Manager, Payroll and Executive Assistant Iris Kellum
 Senior Accountant Michael Costanzo
 Payroll Accountant Cristy Romero
 Coordinator, Payroll & HR J.P. Dunne

Accounting

Assistant Controller Lisa Joshua
 Manager, Accounts Payable Edwin Esquerdo
 Manager, Accounting Richard Cucinotta
 Manager, Accounting Mark Pyne
 Senior Accountant Bobby Della Polla
 Accountant Kim Curtin
 Staff Accountant Erica Wagner

Florida Operations

Director, Florida Operations John Timberlake
 General Manager, Clearwater Threshers Jason Adams
 General Manager, BayCare Ballpark Doug Kemp
 Senior Manager, Corporate Partnerships ... Dan McDonough
 Assistant General Manager,

Clearwater Threshers Dan Madden
 Accounting Manager, Florida Operations Chris Hurry
 Manager, Clubhouse and Equipment Justin Glover
 Manager, Community Engagement & Media... Robert Stretch
 Manager, Facility Services Scott Kelyman
 Manager, Food and Beverage Justin Gunsaulus
 Manager, Maintenance Sean McCarthy
 Manager, Merchandise Shan Isett
 Manager, Promotions and

Game Entertainment Dominic Repper
 Manager, Security Operations Tim Scott
 Manager, Social Media & Fan Engagement Tori Heck
 Manager, Ticket Operations Pat Prevelige
 Assistant Manager, Clubhouse Services..... Zach Petchonka
 Assistant Manager, Food & Beverage Mike O'Soro
 Assistant Manager, Group Sales Victoria Phipps
 Assistant Manager, Merchandise Cara Christison
 Assistant Manager, Security Operations James Vondras
 Assistant Manager, Ticket Operations..... Shaylyn Edwards
 Corporate Sales Associate Cory Sipe
 Staff Accountant, Florida Operations Nash Walker
 Coordinator, Ballpark Operations Will Priest
 Coordinator, Concessions Alyssa Winans
 Coordinator, Graphic Design Jill Brush
 Coordinator, Security Operations Ceci Marceau
 Coordinator, Warehouse Steve Piatek
 Office Assistant & Receptionist Leslie Henley
 Assistant, Ballpark Operations Austin Joyce
 Suites Chef Jim Blades

FRONT OFFICE PERSONNEL

Head Groundskeeper, Florida Operations.....Ray Sayre
 Assistant Head Groundskeeper,
 Florida Operations.....Isaac McClain
 Grounds Crew Supervisor,
 Florida Operations.....Paul Tumavitch
 Grounds Crew, Florida Operations.....Cody Deegan
 Grounds Crew, Florida Operations.....Joseph Dorn
 Grounds Crew, Florida Operations.....Mikey Klingner
 Grounds Crew, Florida Operations.....Clayton Krogel
 Grounds Crew, Florida Operations.....Lance Weber

MARKETING - EVENTS, PROMOTIONS, OUTREACH

Vice President, Marketing Programs & Events.....Kurt Funk
Events

Senior Director, Marketing Events &
 Special Projects.....James Trout
 Director, Entertainment.....Teresa Harris
 Director, Marketing Services & Events.....Sarah Hartsell
 Coordinator, Marketing and Events.....Anthony Figazzotto
 Entertainment Representative.....Jessica Morgan

Promotions

Director, Promotions.....Scott Brandreth
 Director, Promotional Operations.....Eric Pesce
 Promotional Operations Representative.....Dominic Moyer

Phanatic

Phillie Phanatic, Entertainment
 Representative.....Tom Burgoyne
 Manager, Phanatic Events.....Andrea Guest
 Phanatic Representative.....Troy Sattin

Community Initiatives

Director, Community Initiatives.....Mary Ann Moyer
 Manager, Community Engagement.....Kenny Johnson
 Manager, Community Initiatives.....Jacqueline Sapiro

Community and Charity Events

Director, Community and Charity Events...Michele DeVicaris
 Manager, Community Outreach.....Kelly Yurgin
 Coordinator, Community and Charity Events.....TJ Farrell

Youth Baseball & Softball

Director, Youth Baseball &
 Softball Development.....Jon Joaquin
 Coordinator, Youth Baseball &
 Softball Development.....Monica Clark
 Youth Baseball & Softball
 Development Representative.....Justin Chasmar

Outreach Ambassadors

Club Ambassador.....Gary Matthews
 Club Ambassador.....Mickey Morandini
 Club Ambassador.....Dickie Noles
 Club Ambassador.....Scott Palmer
 Club Ambassador.....Milt Thompson

Broadcasting & Video Services

Director, Broadcasting & Video Services.....Mark DiNardo
 Director, Video Production.....Sean Rainey
 Manager, Broadcasting.....Rob Brooks
 Manager, Electronic Display Systems.....David Akers
 Video Content Manager.....Michael Licisyn
 Video Production Manager.....David Cattai
 Video Producer.....Emily Rutzen
 Motion Graphics Designer.....Sydney Worek
 Video Production Coordinator.....Dee Kelchner
 Coordinator, Video Graphics.....Arianna Krizek

MARKETING & NEW MEDIA

Vice President, Marketing & New Media.....Michael Harris
 Director, Relationship Marketing.....John Brazer
 Director, Brand Marketing.....Carolyn Saveri
 Manager, Marketing Initiatives.....Missy Perez
 Manager, Social Media.....Pete Mackin
 Coordinator, Social Media.....Juliana Nikac
 Digital Content Video Producer.....Jace Kaleikau
 Advertising Specialist.....Fiona Cardamone
 Graphic Designer.....Sophia Mairowitz

PARTNERSHIP SALES & CORPORATE MARKETING

Senior Vice President, Partnership Sales &
 Corporate Marketing.....Jacqueline Cuddeback
 Senior Director, Business Development
 and Suite Sales.....Kevin Beale
 Manager, Client Services & Alumni Relations...Debbie Nocito
 Manager, Business Operations.....Justina Campana
 Manager, Sponsorship & Suite Sales.....Jen Dornbusch
 Coordinator, Sponsorship & Suite Sales.....Troy Martino

Advertising Sales

Director, Corporate Sales.....Scott Nickle
 Manager, Advertising Sales.....Tom Sullivan
 Manager, Partnership Sales.....Jocelyn Good
 Manager, Partnership Sales.....Matt Primavera

Client Solutions

Director, Partnership Strategy &
 Client Solutions.....Ashley Buttrick
 Manager, Client Solutions.....Bianca Freeman
 Coordinator, Client Solutions.....Ryan Dorrycott
 Coordinator, Client Solutions.....Krissy Buccilla

SALES, TICKETS, AND PROJECTS

Senior Vice President,
 Ticket Operations & Projects.....John Weber
 Senior Director, Sales.....Derek Schuster
 Senior Director, Group Sales.....Vanessa Mapson
 Director, Ticket Technology &
 Development.....Christopher Pohl
 Director, Season Ticket Services.....Mike Holdren
 Director, Premium Sales & Services.....Matt Kessler
 Director, Ticket Operations.....Ken Duffy
 Director, Group Sales.....Robb Kazenski
 Manager, Ticket Services.....Ryan Simon
 Manager, Ticket Operations & Services.....Andrew Heston
 Manager, Group Suites &
 Hospitality Services.....Joanne Hudson
 Manager, Group Sales.....Tony Burns
 Manager, Season & Group Sales.....Shawn Blubaugh
 Coordinator, Ticket Account Processing.....Andrea Hobbs
 Coordinator, Ticket Operations.....Jalen Green
 Coordinator, Group Sales.....Valerie Nava
 Ticket Operations Representative.....Delvy Francisco
 Season & Group Sales Representative.....Shannon Profy
 Season & Group Sales Representative.....Caroline Coyne
 Season & Group Sales

Representative.....Tyrese Marquis-Belfield
 Season & Group Sales Representative.....Sean McClatchy
 Season & Group Sales Representative.....Natalie Fritz
 Season & Group Sales Representative.....Amirah Sharper
 Season & Group Sales Representative.....Carl Stewart
 Season & Group Sales Representative.....Malcolm Davis
 Season & Group Sales Representative.....Ryan Homza
 Season & Group Sales Representative.....Nick Luciano
 Project Manager, Ballpark Renovations.....Andrew Roach

EXECUTIVES



JOHN MIDDLETON Managing Partner and Chief Executive Officer

John S. Middleton has been a limited partner of the Phillies ownership group since 1994. The Middleton family holds a 48 percent stake in the franchise. Middleton has been the team's control person and its managing partner since November 2016. In those roles, he is responsible for the overall operation of the club and its compliance with the MLB rules. In 2021, Middleton became one of the eight owners to serve as members of Major League Baseball's Executive Council. He also chairs the MLB Ownership Committee.

Middleton's primary focus for the organization is to set the franchise on course to contend for world championships and to preserve the club's reputation as a world-class organization both on and off the field. Middleton reinforced this goal by extending the contract of President of Baseball Operations David Dombrowski for an additional three years, through the 2027 season, after his success leading the club to its eighth pennant in franchise history in 2022.

John and his wife Leigh have been honored with the prestigious Philadelphia Award and have received additional recognition for their efforts to end chronic homelessness in Philadelphia through their work with Project HOME, on whose board of directors Leigh has long served. The Middletons also support education and workforce development through programmatic initiatives undertaken by the City of Philadelphia, the School District of Philadelphia, Drexel University, Philadelphia Youth Network and Philadelphia Academies. In 2022, John was honored as Humanitarian of the Year by Magee Rehabilitation Hospital and Honoree of the Year by Valley Youth House.

Middleton's leadership in the civic and philanthropic life of the city and region has been recognized by numerous publications.

Born in Havertown, Pa., and raised in Haverford Township, Pa., Middleton graduated magna cum laude from Amherst College in 1977 with a B.S. degree in economics and from the Harvard Business School in 1979 where he earned his MBA. He has served as a member of Amherst's board of trustees and a member of the board of trustees for Penn Medicine.



OWNERSHIP

The Phillies is a limited partnership formed in 1981. The Middleton, Buck and Middleman families own 97.5% of the interests in the team, and Pat Gillick and the Montgomery family own the remaining interests. No partner owns a majority of the team.

EXECUTIVES


DAVID DOMBROWSKI
President of Baseball Operations

David Dombrowski was hired as the Phillies' first-ever president of baseball operations on Dec. 11, 2020. Philadelphia marks his fifth organization in charge of a baseball operations department, following stints with the Montreal Expos (1988-91), Florida Marlins (1991-2001), Detroit Tigers (2001-15) and Boston Red Sox (2015-19). Throughout his distinguished career, David has built two World Series-winning teams in Florida (1997) and Boston (2018), and his clubs have won five pennants and seven division titles. In 2022, when the Phillies captured their eighth National League pennant, David became the first head of baseball operations to lead four franchises to the World Series.

In his first three years (2021-23) at the helm, the Phillies have posted three consecutive winning seasons for the first time since 2006-11 – increasing its win total each time (82, 87 & 90) – and their .533 winning percentage (259-227) ranks fifth-best in the NL in that span.

Prior to joining the Phillies, David had spent most of 2020 working with Music City Baseball, a group dedicated to bringing a Major League Baseball team to Nashville, Tenn. He began as a consultant and a member of the board of directors until being named president on Nov. 1, positions that he abdicated upon being hired by the Phillies.

Before Nashville, David's previous affiliation with a major league club resulted in a World Series win. He joined the Boston Red Sox as president of baseball operations on Aug. 18, 2015, a position he held until September of 2019. From his hire date through the end of the 2018 season – when the Red Sox won the World Series – his club amassed the best record in all of Major League Baseball (320-210, .604). During his three full seasons in Boston (2016-19), the team won the American League East division title all three years, the first time in franchise history it had won AL East consecutive titles since the current alignment was established in 1969. The club's third consecutive division championship in 2018 came as the result of a single-season franchise-record 108 wins, eclipsing the previous record of 105 set in 1912, the first year at Fenway Park. Eleven more victories in the postseason gave Boston 119 for the year – the winningest season in club history.

Preceding David's time in Boston, he served as president, CEO & general manager of the Tigers from Nov. 5, 2001 until Aug. 4, 2015. During his tenure in Detroit, which spanned 14 seasons, his teams reached the postseason five times: first as the American League Wild Card winner in 2006, which snapped an 18-year playoff drought for the organization, and again with a franchise-record four consecutive AL Central Division titles from 2011-14. Detroit captured the AL pennant twice in that time frame, in 2006 and in 2012, with the former marking the team's first trip to the World Series since 1984.

The Phillies mark his first time in charge of a National League club since David spent 10 years as GM for the Marlins. His tenure there began in September 1991, when was hired as the franchise's first-ever executive vice president and general manager. While at the helm in South Florida, David constructed the Marlins team that won the World Series title in 1997, just their fifth year of existence. Starting from their inaugural season in 1993 through 1997, the Marlins increased their winning percentage year over year, becoming the first-ever expansion team to do so. In 1998, the Marlins were honored by *USA Today* as Organization of the Year.

Before landing with the Marlins, David served the Expos for parts of five years (December 1986-September 1991) in a variety of front office roles, including director of the club's minor league system, assistant GM, vice president of player personnel and GM. He was 32 years old at the time of his appointment to GM prior to the 1990 season, the youngest chief baseball official in the major leagues at the time. Following the 1990 season, he was recognized as the UPI Major League Executive of the Year, and *Baseball America* acknowledged the Expos as Organization of the Year in both 1988 and 1990.

It was with the Chicago White Sox that David received his first baseball experience in 1978 under the tutelage of longtime baseball executive Roland Hemond. David spent four seasons working in the minor league and scouting department and in the player development department of the White Sox before being named assistant GM under Hemond in November 1981. He eventually was named vice president of baseball operations in December 1985.

In addition to his extensive accomplishments relating to on-field baseball performance, David has also been involved in areas off the field around the game. In April 2013, former Commissioner Allan H. (Bud) Selig named him chairman of the Commissioner's On-Field Diversity Task Force, which addresses the talent pipeline that impacts the representation and development of diverse players and on-field personnel in Major League Baseball, particularly African Americans. While with the Tigers, also in 2013, he accepted the Commissioner's Award for Philanthropic Excellence on behalf of the club for their Anti-Bullying community program.

Throughout his career, David has received numerous awards for his achievements in baseball, including *Baseball America's* Executive of the Year award in both 2006 and 2018. At MLB's annual General Managers Meetings, he has been recognized several times with the John Schuerholz Longevity Achievement Award for his years of service as a general manager and president of baseball operations, most recently this past November for reaching 35 years in those roles. David was a co-recipient of *The Sporting News's* Executive of the Year Award with Milwaukee Brewers GM Doug Melvin in 2011 and received the Andrew "Rube" Foster Award the same year presented by the Negro Leagues Baseball Museum as AL Executive of the Year. In addition, he was named Sports Executive of the Year at the 10th annual March of Dimes National Athletic Awards dinner in February 1998. In January 2012, David was inducted into the Lou Boudreau Hall of Fame by the Pitch & Hit Club of Chicago.

A native of Chicago, David is a graduate of Richards High School in Oak Lawn, Ill. He attended Cornell University – where he played football – for one year, but later transferred to Western Michigan University, where he earned a degree in business administration in 1979. His alma mater recognized him with its Distinguished Alumni Award in 1998. David and his wife Karie have dual residences in Philadelphia and Nashville. The couple has two children, a daughter, Darbi, who is a recent graduate of the University of Oklahoma, and a son, Landon, a recent graduate of Wake Forest University who now works as a scout for the Seattle Mariners.

**HEAD OF PHILLIES
BASEBALL OPERATIONS**

Herb Pennock	1943-48
Roy Hamey	1954-58
John Quinn	1959-72
Paul Owens	1972-83
Woody Woodward	1988
Lee Thomas	1988-97
Ed Wade	1998-2005
Pat Gillick	2006-08
Ruben Amaro Jr.	2009-15
Matt Klentak	2015-20
David Dombrowski	2020-present

DAVID DOMBROWSKI'S PLAYER ACQUISITIONS

12/29/20	Acquired José Alvarado from the Tampa Bay Rays in a three-way trade that sent Garrett Cleavinger to the Los Angeles Dodgers	8/18/22	Claimed Bradley Zimmer off waivers from the Toronto Blue Jays
1/9/21	Acquired Sam Coonrod from the San Francisco Giants for Carson Ragsdale	8/31/22	Acquired Vinny Nittoli from the Toronto Blue Jays for Karl Ellison
1/18/21	Acquired C.J. Chatham from the Boston Red Sox for a player to be named later (Victor Santos)	9/14/22	Claimed Tayler Scott off waivers from the San Diego Padres
1/18/21	Signed free agent Archie Bradley	11/9/22	Claimed Luiz Ortiz and Andrew Vasquez off waivers from the San Francisco Giants
1/29/21	Signed free agent J.T. Realmuto	12/2/22	Claimed Jake Cave off waivers from the Baltimore Orioles
2/3/21	Signed free agent Matt Moore	12/7/22	Selected Noah Song from the Boston Red Sox in the Rule 5 Draft
2/8/21	Signed free agent Chase Anderson	12/8/22	Signed free agent Trea Turner
2/10/21	Signed free agent Didi Gregorius	12/9/22	Signed free agent Matt Strahm
2/10/21	Signed free agent Brandon Kintzler	12/16/22	Signed free agent Taijuan Walker
2/10/21	Signed free agent Matt Joyce		
2/15/21	Signed free agent Travis Jankowski	1/4/23	Acquired Erich Uelman from the Chicago Cubs for cash considerations
2/17/21	Signed free agent Brad Miller	1/4/23	Signed free agent Craig Kimbrel
7/30/21	Acquired Kyle Gibson, Ian Kennedy and Hans Crouse from the Texas Rangers for Spencer Howard, Kevin Gowdy and Josh Gessner	1/7/23	Acquired Gregory Soto and Kody Clemens from the Detroit Tigers for Nick Maton, Donny Sands, and Matt Vierling
7/30/21	Acquired Freddy Galvis from the Baltimore Orioles for Tyler Burch	1/8/23	Acquired Yunior Marte from the San Francisco Giants for Erik Miller
11/5/21	Claimed Ryan Sherriff off waivers from the Tampa Bay Rays	1/30/23	Signed free agent Josh Harrison
11/19/21	Acquired Nick Nelson and Donny Sands from the New York Yankees for T.J. Rumfield and Joel Valdez	3/20/23	Acquired Jordan Qsar from the Tampa Bay Rays for cash considerations
11/19/21	Acquired Garrett Stubbs from the Houston Astros for Logan Cerny	3/23/23	Acquired Esteban Quiroz from the Chicago Cubs for cash considerations
11/19/21	Claimed Kent Emanuel off waivers from the Houston Astros	3/29/23	Acquired Cristian Pache from the Oakland Athletics for Billy Sullivan
11/24/21	Claimed Scott Moss off waivers from the Cleveland Guardians	5/20/23	Claimed Dylan Covey off waivers from the Los Angeles Dodgers
11/29/21	Claimed Yoan López off waivers from the Atlanta Braves	5/26/23	Claimed Cal Stevenson off waivers from the San Francisco Giants
12/1/21	Signed free agent Corey Knebel	8/1/23	Acquired Michael Lorenzen from the Detroit Tigers for Hao-Yu Lee
12/1/21	Signed free agent Johan Camargo	8/1/23	Acquired Rodolfo Castro from the Pittsburgh Pirates for Bailey Falter
3/15/22	Signed free agent Brad Hand	11/6/23	Claimed Josh Fleming off waivers from the Tampa Bay Rays
3/15/22	Signed free agent Jeury Familia	11/6/23	Acquired Michael Mercado from the Tampa Bay Rays for Adam Leverett and cash considerations
3/16/22	Signed free agent Odúbel Herrera	11/14/23	Acquired Hendry Mendez and Robert Moore from the Milwaukee Brewers for Oliver Dunn
3/20/22	Signed free agent Kyle Schwarber	11/19/23	Signed free agent Aaron Nola
3/22/22	Signed free agent Nick Castellanos	1/23/24	Signed free agent Kolby Allard
3/30/22	Acquired James Norwood from the San Diego Padres for Kervin Pichardo and cash	2/5/24	Claimed Diego Castillo off waivers from the New York Yankees
6/27/22	Claimed Óscar Mercado off waivers from the Cleveland Guardians	2/6/24	Acquired Michael Rucker from the Chicago Cubs for cash considerations
7/5/22	Claimed Sam Clay off waivers from the Washington Nationals	2/7/24	Claimed Max Castillo off waivers from the Boston Red Sox
7/30/22	Acquired Edmundo Sosa from the St. Louis Cardinals for JoJo Romero	2/13/24	Claimed Kaleb Ort off waivers from the Miami Marlins
8/2/22	Claimed Andrew Vasquez off waivers from the Toronto Blue Jays	2/14/24	Signed free agent Spencer Turnbull
8/2/22	Acquired Brandon Marsh from the Los Angeles Angels for Logan O'Hoppe	2/19/24	Signed free agent Whit Merrifield
8/2/22	Acquired David Robertson from the Chicago Cubs for Ben Brown		
8/2/22	Acquired Noah Syndergaard from the Los Angeles Angels for Mickey Moniak and Jadiel Sánchez		

EXECUTIVES



DAVID BUCK
Executive Vice President

David Buck is in his 39th year with the club and his eighth as executive vice president, a position to which he was elevated on July 1, 2017. In this role, he oversees all business operations of the Phillies and supervises the general administration of the club.


Since assuming the role of executive vice president, David has spearheaded efforts to enhance the fan experience at Citizens Bank Park. In 2018, the addition of The Yard, Boardwalk Eats and a new home for Bull's BBQ provided an interactive experience and overall food enhancements that received significant accolades from the media and fans. For the 2019 season, David led the transformation of the ballpark's third base gate entrance, now called Pass and Stow. This 25,000-square-foot area of family entertainment space provides for an even greater fan experience at Citizens Bank Park. David also played an instrumental role in the creation of additional freestanding space with the construction of a new building located on Darien Street. On the site of the former Maggio building, this Ballpark Services building houses the club's Technology and Landscaping departments, as well as the Sports Complex Special Services District.

Prior to his promotion, David spent the previous 10 years as senior vice president, marketing and advertising sales, a role in which he oversaw the Phillies marketing department, encompassing advertising sales, events, outreach, broadcasting, video services, advertising, merchandising and promotions. David also served as vice president of advertising sales for eight years. He oversaw the transition from Veterans Stadium to Citizens Bank Park from a sponsorship perspective and led the team that secured the 25-year naming rights partnership with Citizens Bank. More recently, David was part of the team that secured a 25-year TV deal with Comcast in January 2014.

David was born in Abington, Pa., attended Springfield High School in Montgomery County, and graduated from Lafayette College in 1986 with a bachelor's degree in history. He stays connected to Lafayette by hosting students each offseason in an externship program.

Currently, David serves on the boards of the Police Athletic League (PAL) and the Committee of 70, a non-partisan group that has long been a champion for a better political process, better government, and engaged and informed citizens. He is a former board member of the Please Touch Museum, a children's museum located in Philadelphia, and The Schuylkill Center for Environmental Education, one of the first urban environmental education centers in the country.

David and his wife Nancy live in Broad Axe, Pa., with their three children, Andrew, Katie and Jake.



EXECUTIVES



JACQUELINE CUDEBACK

Senior Vice President, Partnership Sales and Corporate Marketing

Jackie Cuddeback joined the Phillies as a vice president, partnership sales and corporate marketing in 2018 to lead the advertising sales and client services team. In 2022, she added overseeing suite sales to her responsibilities when she was promoted to her current position as the first female senior vice president in the organization's history.

Jackie is a strategic sports management executive skilled at leveraging industry trends to create custom solutions for clients. Before joining the Phillies, she spent 19 years in media at Time Inc., in a number of key leadership posts, including vice president for the food/beverage/spirits and entertainment verticals. In that role, she developed and pitched multi-million-dollar programs for

clients using Time Inc.'s entire portfolio of assets. Prior to that, she was associate publisher of *People Magazine* and *People.com*, leading client solutions, including marketing, branded content, creative services, events and research for *People's* expansive revenue portfolio.

Born and raised in Philadelphia, Jackie attended Germantown Friends School and graduated in 1996 from the University of Vermont, where she played Division I lacrosse and received a Bachelor of Arts degree. She currently serves on the boards of the Boys & Girls Club of Philadelphia and Squash Smarts.

Jackie and her husband John live in Radnor, Pa., with their three children, Jack, Whitney and Cole.



JOHN NICKOLAS

Senior Vice President and Chief Financial Officer

John Nickolas joined the Phillies organization in July 2003 and was named senior vice president and chief financial officer on July 1, 2017. John oversees all financial aspects of the club's operations as well as leading its business analytics team. Also, he has executive responsibility for Florida operations at BayCare Ballpark, is the MLB control person for the Clearwater Threshers franchise, and oversees business operations across the organization's four affiliated minor league teams. In addition, he currently serves as a trustee of Major League Baseball's Non-Uniformed Personnel Pension Plan and for more than a decade chaired the MLB Eastern Region Finance group.

A 1985 graduate of Archbishop Ryan High School in Northeast Philadelphia, John graduated summa cum laude with a bachelor's degree in accounting from West Chester University in 1990. He has served as a member of West Chester University's Business School Advisory Council and a trustee of the university's foundation. John has been a guest speaker for various organizations and universities in the Philadelphia area.

Prior to joining the Phillies, John served in a variety of financial and operational roles for Internet Capital Group, Inc., Safeguard Scientifics, Inc., and KPMG LLP. He is a member of the American and Pennsylvania Institutes of Certified Public Accountants.

John and his wife Pam reside in Newtown Square, Pa., with the family's two Shih Tzus, Daisey and Duke. They have two adult sons, John (Colleen) and Michael.



JOHN WEBER

Senior Vice President, Ticket Operations and Projects

John Weber has been a part of the Phillies organization since joining the sales office in 1987. Over his tenure, he has held various positions of increasing responsibility and scope, culminating with his promotion to senior vice president, ticket operations and projects, in August 2017. He spent the previous 10 years as vice president, sales and ticket operations.

Under his stewardship, the Phillies sales team achieved ticket sales of more than 3 million for seven consecutive seasons (2007-13). This mark was reached again in 2023. In 2019, John worked with several entities, including Aramark, Ewing Cole and Driscoll, on a variety of ballpark enhancements. He also represents the organization on ticketing and scheduling matters with Major League Baseball.

John is president of Phillies Charities, Inc. and remains the club's point of contact with ALS United Mid-Atlantic after previously serving on its board of directors. The Phillies have raised more than \$22 million during their 39-year relationship in the fight against ALS (Lou Gehrig's disease) and in 2016 they were recognized for that work with the prestigious Allan H. Selig Award for Philanthropic Excellence. John also serves on the Drexel University Sport Business Advisory Board.

Born in Philadelphia, John graduated with a bachelor's degree in European history from Purdue University in 1985 and an MBA in management from Ball State University in 1987. He and his wife Susan have two adult sons, Matthew and John. They reside in Plymouth Meeting, Pa.

EXECUTIVES

**BONNIE CLARK****Vice President, Communications and Senior Advisor to the Managing Partner**

Bonnie Clark joined the Phillies in 2008 as vice president, communications. In this role, her day-to-day responsibilities include directing and implementing an overarching communications strategy for the club. She also oversees player relations, publicity initiatives, crisis and issues management, business communications, creative services and alumni relations. In addition, Bonnie is senior advisor to John Middleton, the team's managing partner.

Prior to the Phillies, Bonnie spent nine years (1999-2008) working for multi-media retailer QVC, where she served as director of corporate affairs before her promotion to vice president of public relations in 2001. In this role, she was responsible for creating public relations and media relations

strategies that increased awareness and enhanced the brand. She also spearheaded all crisis and issues management for the company.

Before QVC, Bonnie worked at Tierney in Philadelphia, where she served as associate vice president for the agency's consumer public relations division and was responsible for developing and implementing communications strategies for consumer clients. She also held various positions of increasing responsibility with Golin/Harris Communications in Philadelphia and at New York agencies M. Silver Associates and Ogilvy & Mather Public Relations, where she developed and implemented public relations campaigns for industry leaders and internationally respected consumer brands.

Bonnie graduated from Delaware Valley High School in Milford, Pa., where she was inducted into the school's Hall of Fame in 2013. She received her bachelor's degree from West Virginia University's Perley Isaac Reed School of Journalism.

Bonnie is a member of the Major League Baseball Assistance Team (B.A.T.) Awareness Committee and an assembly member for Major League Baseball Players Alumni Association.

**SALVATORE DEANGELIS****Vice President, Operations & Security**

Salvatore DeAngelis was promoted to vice president, operations & security in August 2022 after serving 10 years as the director. Sal joined the Phillies as a game-day usher in 1994 and eventually transitioned into a full-time role in 1999. During his tenure, he has planned and executed such high-profile events as the closing of Veterans Stadium, numerous MLB playoff games, three World Series, the 2008 World Series parade, the 2012 NHL Winter Classic, annual sold-out concerts and ancillary events surrounding the 2016 Democratic National Convention.

In his role, Sal oversees all areas of the ballpark including security, event operations and facility management. He is in constant communication with law enforcement agencies at the local, state and federal levels. He has worked to improve safety procedures at Citizens Bank Park which resulted in the U.S. Department of Homeland Security awarding the ballpark SAFETY Act Designation in 2019.

Sal was the 2015 recipient of the Industry Leader Under 40 Award and more recently was named Professional of the Year. In 2019, Citizens Bank Park received the Facility of Merit for Safety and Security Award. All three awards were given by the National Center for Spectator Sports Safety and Security.

Moonlighting as an adjunct professor, Sal has taught at Holy Family University, Drexel University and Temple University, lecturing at both the undergraduate and graduate levels on sport facility management and event planning. In 2012 he published a chapter for the textbook, *Distribution Decisions in Sport Marketing*.

Born in Philadelphia, Sal received his bachelor's degree in management marketing from Holy Family College in 1999 and his master's degree in sports and recreation administration from Temple University in 2002. He currently lives with his wife, Bridget Golden.



KURT FUNK

Vice President, Marketing Programs and Events

Now in his 41st season with the organization, Kurt Funk was promoted to vice president, marketing programs and events in October 2014. In his current role, he works daily with the teams that coordinate events and promotions, Phillie Phanatic entertainment, community outreach and youth baseball development.

Kurt started with the Phillies in 1984 as an intern, assisting in sales, merchandising and public relations. He was hired full time in November 1985 as manager, merchandising and held that position for nearly five years until being named marketing coordinator in 1990.

In January 1996, Kurt was promoted to director, events to help coordinate the Phillies' efforts in hosting the 1996 All-Star Game. His title was changed to director, marketing programs and events in 2003, the team's last year at Veterans Stadium, during which he was a key contributor to the various Field of Memories events leading up to the final game at the Vet. Kurt and the events team have also spearheaded the coordination of postseason events, most notably the 2008 World Series parade.

Kurt was the recipient of the Richie Ashburn & David Montgomery Special Achievement Award in 2007, given annually to a member of the Phillies organization who has demonstrated loyalty, dedication and passion for the game.

Born in Bellefonte, Pa., Kurt attained his bachelor's degree in sport management from the University of Massachusetts, where he was a walk-on for the Minutemen basketball team. He and his wife Laurie reside in Boalsburg, Pa., with their Labradoodle Barkley. They have two children, daughter Devon and son Brett.



KEVIN GREGG

Vice President, Baseball Communications

Kevin Gregg rejoined the Phillies in the newly created position of vice president, baseball communications on Jan. 3, 2022. In this role, the veteran of 17 seasons in Major League Baseball oversees media relations initiatives and strategy for the team's baseball operations department, as well as club publications. In December 2022, he was named the recipient of Major League Baseball's Robert O. Fishel Award for public relations excellence.

Kevin began his career in baseball with the Phillies in 2003, completing two years of internships in the merchandising and media relations departments. He concurrently interned for the Philadelphia 76ers from 2002-05, before joining them full time for two seasons as public relations coordinator.

He returned to the Phillies in 2007 and spent six seasons in the media relations department, where he assisted in the staff's operations for the club's string of five consecutive National League East division titles from 2007-11, highlighted by the 2008 World Series championship. Following the 2012 season, Kevin joined the Boston Red Sox as director of media relations in January 2013, and was promoted to vice president, media relations five years later. Over his nine years in Boston, he was responsible for all baseball-related communications for the team, including the world championship clubs in 2013 and 2018.

A 1998 graduate of the Episcopal Academy, Kevin earned a bachelor's degree in kinesiology with a concentration in sport management from James Madison University in 2003. The Philadelphia native is the son of the late Eric Gregg, who worked 23 years as a National League umpire.

Kevin, his wife Stephanie and their sons Oliver and Samuel live in Media, Pa.

EXECUTIVES



MICHAEL HARRIS
Vice President, Marketing & New Media

Michael Harris was promoted to vice president, marketing & new media, in August 2017. His department primarily focuses on the organization's brand, digital and consumer marketing. Areas of responsibility include marketing campaigns, advertising, content marketing, social & digital media, branding projects, and the implementation of various fan engagement technologies. He also manages aspects of government relations and city affairs.

Michael previously held titles of director of marketing & special projects, development & financial specialist, and ticket office representative. Prior to a focus on modernizing the club's marketing strategy and expanding its digital footprint, he assisted on a wide range of matters related to the development of Citizens Bank Park including securing private financing, acquiring city and state approvals, and leading the internal committee responsible for the organization's transition out of Veterans Stadium.

Born and raised in Philadelphia, Michael has a BA in political science from the University of Michigan and an MBA in both marketing and finance from Drexel University. He serves on the board of PHL Sports, a division of the PHLCVB; Phillies Charities, Inc., the organization's charitable foundation; and is board president of the Sports Complex Special Services District, which coordinates efforts between elected officials, venue operators and the surrounding community.

Michael and his wife Joy live in Center City. They founded the Miso Harris Fund for Canine Cancer Research at the University of Pennsylvania's Ryan Veterinary Hospital in honor of their late cocker spaniel, Miso.



KATHY KILLIAN
Vice President, Administration

A member of the Phillies organization since 1985, Kathy Killian was promoted to vice president, human resources and customer services in December 2008. She moved into her current position in October 2018 and serves as a catalyst for the preservation and development of the organization's culture. As a business partner for management, she continues to develop the club's diversity and inclusion initiatives and opportunities, as well as oversees employee engagement, employee recognition, employee food services, the high school associates program and other special projects.

Born in Philadelphia, Pa., Kathy graduated from Little Flower Catholic High School for Girls in 1981 and earned a bachelor's degree in management/marketing in 1985 from Spring Garden College. A standout basketball player, her No. 35 was retired by the school in 1988. She also coached the women's basketball team at Holy Family University from 1987 to 1995.

Kathy began her career with the Phillies as an intern in the sales office. A year later she was hired as a full-time sales office representative and in 1995 she was promoted to director, group sales, the position she held before her promotion to vice president. In 2006, Kathy was honored with the Richie Ashburn & David Montgomery Special Achievement Award, which is given to a member of the Phillies organization who has demonstrated loyalty, dedication and passion for the game. Kathy was inducted into the Pennsylvania Sports Hall of Fame in 2014 and was honored by the Girls Scouts of Eastern Pennsylvania with the Take the Lead Award in 2015. In 2023, she was the recipient of the Minding Your Mind Changing Minds Award for her dedication to mental health education.

Kathy serves on the boards of the David Palmer Foundation and Girl Scouts of Eastern Pennsylvania, as well as the Temple University STHM Board of Visitors and the Pennsylvania Hospital Board of Managers.

She and her partner Jen live in Northeast Philadelphia.



LESLIE SAFRAN
Vice President and General Counsel

Leslie Safran joined the Phillies in December 2014 as the club's associate general counsel. She was promoted to her current position in July 2021. In this role, she oversees the legal department as well as the human resources department.

Before joining the club, Leslie was the vice president & corporate HR business partner, and previously senior attorney, labor and employment, for Gardner Denver, Inc., a global manufacturer of industrial compressors, blowers, pumps, loading arms and fuel systems. Her work history also includes serving as senior counsel at Sunoco, Inc., a labor and employment associate at Ballard Spahr LLP and a federal judicial law clerk to the Honorable Clifford Scott Green, United States District Court, Eastern District of Pennsylvania.

Leslie graduated from Franklin & Marshall College cum laude with a double major in English and Spanish. At Franklin & Marshall, she was a member of the Phi Beta Kappa Honor Society, a three-year captain of the softball team and a member of the volleyball team. She received her JD, cum laude, as well as her LL.M. in trial advocacy, from Temple University School of Law.

Leslie and her husband Scott reside in Bala Cynwyd, Pa., with their two daughters, Quinn and Kendall. She serves on the board of Phillies Charities, Inc., for which she is the secretary.

EXECUTIVES



HOWARD SMITH **Vice President, Business Affairs**

Howard Smith joined the Phillies as vice president, business affairs in June 2017. In this role, his duties include overseeing ballpark operations and Phillies Enterprises. He also represents the Phillies on the Aramark Governing Council and provides additional management support to Executive Vice President David Buck.

Before coming to the Phillies, Howard amassed a wealth of baseball knowledge while serving as Major League Baseball's senior vice president of licensing. During his 17-year career with MLB, he acquired a keen understanding of the game at both the team and league level.

Prior to joining the Commissioner's Office, Howard spent seven years with Reebok International, overseeing North American sports marketing. Previously, he spent his first seven years in sports with the Adidas company working for its PONY and Le Coq Sportif brands.

Born in Northeast Philadelphia, Howard is a graduate of the University of South Florida, where he received a bachelor's degree in political science. In addition, he received an MBA in finance from Fairleigh Dickinson University.

He and his wife Lisa reside in Center City. They have two children, a son Aaron and a daughter Emily.



SHANNON SNELLMAN **Vice President, Finance and Controller**

Shannon Snellman was promoted to vice president, finance and controller in August 2022.

Originally a summer accounting intern with the Phillies at the Vet and Citizens Bank Park, Shannon rejoined the club 10 years later in September 2014 as manager, financial reporting and analysis. She was promoted to director, finance in October 2017 and then had controller responsibilities added to her title in 2021 prior to being named to her current position. She began her career as an auditor for Ernst & Young and held various roles at Endo Pharmaceuticals before returning to the Phillies.

As controller, Shannon's main responsibilities include overseeing the daily responsibilities of the accounting and payroll functions, including quarterly and annual financial statements, financial reporting to Major League Baseball, budgeting and forecasting, taxes, treasury, accounts receivable and accounts payable. She holds an active CPA license in the state of Pennsylvania.

Born and raised in Lancaster, Pa., Shannon earned her bachelor's degree in accounting at La Salle University, where she was on the field hockey team. She is a current member of the La Salle Accounting Advisory Council.

Shannon lives in Media, Pa., with her husband Bryan and their three children, Charley, Laney and Colby.



SEAN WALKER **Vice President, Chief Technology Officer**

Sean Walker joined the Phillies as vice president, chief technology officer in March 2018. In his role, he oversees the club's Information Technology Department to enhance overall business operations.

Sean brought 19 years of technology and information systems experience in highly visible sports environments, where he was responsible for strategic IT planning and project execution. In his career, he has helped define strategies to ensure high performance and cost-effective technology solutions.

Before joining the Phillies, Sean served as vice president of innovation and technology services for the Tampa Bay Lightning. Prior to that, he served as associate vice president of team, arena and event technology for the National Basketball Association (NBA). At the NBA, Sean worked with senior management to develop the technology strategy for use around the league. He also provided support for the league's premier events such as the NBA All-Star Game, NBA Finals and NBA Draft. Sean began his career with the Professional Golfers' Association of America (PGA). During his 13-year career with the PGA as director of enterprise applications, he developed and led technology initiatives for the world's largest working sports organization, including the PGA Championship and Ryder Cup.

Sean is a graduate of the University of Florida at Gainesville, where he received both Bachelor of Science and Master of Science degrees.

He and his wife Becca have three children, Ellie, Sean and Lillian.

BASEBALL PERSONNEL



SAM FULD Vice President & General Manager

Sam Fuld was named vice president & general manager of the Phillies on Dec. 22, 2020, his third different position with the club. He had originally been hired by Philadelphia in November 2017 as the major league player information coordinator, a position he held for two years before being promoted to director, integrative baseball performance in January 2020. Sam is the fifth former major league player to hold the position of general manager with the Phillies.

During his first two years with the Phillies, Sam worked closely with the major league coaching staff as an outfield instructor and helped integrate advanced metrics.

A former major league outfielder, Sam played parts of eight seasons (2007; 2009-15) for four teams: the Chicago Cubs, Tampa Bay Rays, Oakland A's and Minnesota Twins. In 2009, he led all National League rookies with a .409 on-base percentage and finished fourth with a .299 batting average. Known as "Super Sam" for his outstanding defensive play, he was a finalist in left field for an American League Gold Glove Award in 2011, despite making only 76 starts in the outfield.

Sam was originally selected in the 10th round of the June 2004 draft by the Cubs and made his major league debut in September 2007. Following that season, he was named MVP of the Arizona Fall League. He last played professionally in the 2017 World Baseball Classic for Team Israel.

Born in Durham, N.H., Sam currently resides in the Philadelphia area with his wife Sarah and their four children: Charlie, Jane, William and Spencer.



ANIRUDH KILAMBI Assistant General Manager

Anirudh Kilambi joined the Phillies as assistant general manager on Nov. 11, 2021. In his role, Ani oversees the club's research and information departments in addition to the club's use of data in all aspects of organizational decision-making.

Prior to joining the Phillies, Ani worked for the Tampa Bay Rays for seven years from 2015-21. Having spent his first year with the Rays as an intern in the club's research and development department, he was promoted to assistant, research and development in July 2016 and spent over one year in that role. Later, he was promoted again to analyst, predictive modeling in November 2017, a position he held for one year. In November 2018, he was elevated to assistant director, research and

development and served in that role for three years. Finally, he was promoted to director, decision science in November 2021 before joining the Phillies.

Ani is a 2016 graduate of the University of California Berkeley, where he was a double major in statistics and operations research and management science. He currently resides in the Philadelphia area.



NED RICE Assistant General Manager

Ned Rice has served as assistant general manager since being hired on Jan. 6, 2016. He also spent two months as interim general manager from Oct. 10-Dec. 10, 2020.

With the Phillies, Ned has helped map out strategy of roster management, overseen the research and development department and assisted in player contracts and negotiations, transactions, salary arbitration and rules compliance. He came to the Phillies from the Baltimore Orioles, where he was director, major league administration. Ned began his career with the Orioles as a public relations intern in 2005 before shifting into baseball operations for 2006. He started as an intern and also served as the video coordinator for road games that year. In 2007, Ned was promoted to player information analyst, a role he held through 2011 before being named assistant director, major league operations in 2012.

Ned is a 2005 graduate of The College of William & Mary. He and his wife Cary currently reside in Philadelphia with their daughters Dorian and Wynn and son Decker.

BASEBALL PERSONNEL



JORGE VELANDIA
Assistant General Manager

Following an 18-year playing career (1992-2009) which ended in the Phillies minor league system, Jorge Velandia has spent the last 14 years working in various roles for the organization, including a stint on the major league coaching staff in 2015. He was promoted to assistant general manager in December 2020, becoming the first Venezuelan-born executive to hold that position in major league history. Jorge had previously spent four years as special assistant to the general manager.

After finishing his career with the Phillies' triple-A affiliate in Lehigh Valley, Jorge spent two years (2010-11) as a coach for single-A Williamsport and one each as the assistant field coordinator (2012) and special assistant, player development (2013) before being named special assistant, player personnel, a role he held for three seasons (2014-16). He also helped construct Team Venezuela for the 2013 World Baseball Classic and served as the director of baseball operations for La Guaira of the Venezuelan Winter League for two years (2014-15) after a five-year run as general manager (2010-14).

A former infielder, Jorge was originally signed out of Venezuela by the Detroit Tigers in 1992 and played for 23 different professional teams in 11 organizations. He appeared in 174 career major league games from 1997-2008 with San Diego, Oakland, New York (NL), Tampa Bay, Toronto and Cleveland.

Jorge was born in Caracas, Venezuela, and currently resides in Moorestown, N.J., with his wife Ruth and their son George.



BRIAN BARBER
Assistant General Manager, Amateur Scouting

Brian Barber joined the Phillies in October 2019 as the director of amateur scouting and was promoted to his current position in November 2023. Entering the 2024 season, the Phillies' top four prospects per *Baseball America* (RHP Andrew Painter, No. 1; OF Justin Crawford, No. 2; RHP Mick Abel, No. 3; and 3B Aidan Miller, No. 4) and seven of the top 10 (RHP Orion Kerkering, No. 6; SS Bryan Rincon, No. 7 and OF Gabriel Rincones Jr., No. 10) were drafted under his authority.

Prior to being hired by the Phillies, Brian spent 18 years with the New York Yankees as an area scout (2002-06), East Coast crosschecker (2007-09) and national crosschecker (2010-19).

A first-round selection (22nd overall) in the June 1991 draft by the St. Louis Cardinals out of Dr. Phillips High School, Brian appeared in 186 games (183 starts) over nine minor league seasons and totaled 1,041.2 innings pitched. He spent parts of four seasons in the majors with the Cardinals (1995-96) and Kansas City Royals (1998-99).

In high school, Brian was selected as the Gatorade Player of the Year following his senior season. He was inducted into the Dr. Phillips Athletic Hall of Fame in 2001 and had his number retired by the school four years later.

A native of Trenton, Ohio, Brian grew up and still lives in Orlando, Fla., with his wife Angie, son Preston and daughter Dylan.



PRESTON MATTINGLY
Assistant General Manager, Player Development

Preston Mattingly was promoted to his current position in November 2023 after originally being hired by the Phillies as director of player development on Sept. 29, 2021. Prior to joining the Phillies, Preston spent five seasons (2017-21) with the San Diego Padres, most recently as coordinator of major league advance scouting and game planning after serving as manager of scouting for three years. In his role with the Padres, he headed up information distribution to the pitchers, working with both the research and development department and the coaching staff.

A first-round selection (31st overall) by the Los Angeles Dodgers in the June 2006 draft, Preston subsequently spent six seasons playing in their minor league system as an infielder and outfielder.

Following his playing time, he enrolled at Lamar University in Texas, where he served as captain of their NCAA Division I basketball team. He graduated from Lamar in 2016 with a bachelor's degree in communications and a minor in business.

Born in Englewood, N.J., and raised in Evansville, Ind., he is the son of Don Mattingly, who played 14 years in the major leagues for the New York Yankees and is currently serving as bench coach for the Toronto Blue Jays after 12 seasons as manager of the Dodgers (2011-15) and Miami Marlins (2016-22). Preston currently lives in Clearwater, Fla., with his wife Ellie.

BASEBALL PERSONNEL



PAT GILLICK
Senior Advisor

The 2024 season is Pat Gillick's 19th year with the Phillies. In that time, he has served as the team's general manager, club president and also as a senior advisor.

Pat originally joined the Phillies as senior vice president & general manager on Nov. 2, 2005. During his time as GM, he built the club into back-to-back NL Eastern Division champions (2007-08) and 2008 World Series champions. The championship was the third of his 27-year career as a major league general manager and the second in the history of the Phillies franchise. After fulfilling his three-year contract as GM, Pat transitioned into the role of senior advisor to the president and general manager in November 2008, a position he held

until being named interim president on Aug. 28, 2014. Pat spent the 2015 season as the team president, holding that position from Jan. 28 through Oct. 14.

On Dec. 6, 2010, Pat was elected to the National Baseball Hall of Fame by the Expansion Era Committee. He is just one of five individuals elected whose career has been defined nearly exclusively as a team architect, along with Ed Barrow, Branch Rickey, John Schuerholz and George Weiss. He was inducted on July 24, 2011, along with Roberto Alomar and Bert Blyleven. Since his induction, Pat was selected to sit on the Pre-Integration Era Committee in November 2015 and the Today's Game Era Committee in November 2018. Pat was also named to the advisory board for SABR (Society for American Baseball Research) in the fall of 2011. He was inducted into the Phillies Wall of Fame in 2018.

Prior to being named GM of the Phillies, Pat held the same position with the Toronto Blue Jays (1978-94), Baltimore Orioles (1996-98) and Seattle Mariners (2000-03). His career record as a GM stands at 2,276-1,993 (.533), including at least 91 wins in six of his final nine seasons. His resume includes two World Series championships (1992-93) and five AL East titles (1985, 1989, 1991-93) with Toronto; one AL East title (1997) and one wild card berth (1996) with Baltimore; one AL West title (2001) and one wild card berth (2000) with Seattle; and one World Series championship (2008) and two NL East titles (2007-08) with Philadelphia.

In August 1976, Pat was named the vice president of player personnel for the expansion Toronto Blue Jays, becoming the franchise's first general manager at age 38. His title was changed to vice president of baseball operations on Nov. 24, 1977, and then executive vice president, baseball on Sept. 24, 1984.

Pat stepped down as Blue Jays GM after the 1994 season and served as a consultant to the team in 1995.

Following the 1995 season, Pat had a brief retirement before being hired as Baltimore's GM on Nov. 27, 1995. In his first two seasons with Baltimore – 1996-97 – the Orioles advanced to the ALCS.

When his three-year contract with Baltimore expired after the 1998 season, Pat accepted a position as the chair of the 1999 Pan Am Games baseball team steering committee.

On Oct. 25, 1999, he was hired by Seattle as executive vice president & general manager, baseball operations.

Pat was born in Chico, Calif. In 1954 – at age 16 – he graduated from Notre Dame High School in Sherman Oaks, Calif., where he played baseball and football. He enrolled at the University of Southern California in the fall and graduated in 1958 at the age of 20 with a bachelor's degree in business.

Pat and his wife Doris reside in Birmingham, Mich. The couple has one daughter, Kimberley.



LARRY BOWA
Senior Advisor to the General Manager

Throughout 141 years of Phillies baseball, no one has spent more seasons in uniform than Larry Bowa. For 29 years – 13 as a coach, 12 as a player and four as manager – Larry proudly wore the Phillies "P" until he moved into his current role in October 2017. The 2024 season is Larry's 59th associated with Major League Baseball and his 40th with the Phillies organization. He was inducted into the Phillies Wall of Fame in 1991 and into the Philadelphia Sports Hall of Fame in 2009. In October 2021, he was inducted into the All Sports Museum of Southern New Jersey.

Larry signed with the Phillies as an amateur player in 1966 and spent four seasons in the club's minor league system until making his major league debut in 1970, the final season at Connie Mack Stadium. The following year, the club moved into Veterans Stadium and Larry singled for the first hit in the new park. He would go on to play 12 years (1970-81) with the team as the starting shortstop, make five All-Star teams, win two Gold Glove Awards and play on five postseason teams, including the 1980 World Series champions. He was traded to the Chicago Cubs following the 1981 season.

During the 1988 season, after a year and a half as manager of the San Diego Padres, Larry returned to the Phillies as third base coach, a position he would hold through the 1996 season.

After coaching stints with the Anaheim Angels (1997-99) and Seattle Mariners (2000), Larry was hired as Phillies manager for the 2001 season. In his first season as manager, his team won 86 games, a 21-game improvement from the previous season, and he was voted National League Manager of the Year by the Baseball Writers' Association of America. Larry was the team's final manager at Veterans Stadium in 2003 and the first person to manage a game at Citizens Bank Park in 2004, his final season at the team's helm. He went 337-308 (.522) as Phillies manager.

Larry went on to coach for the New York Yankees (2006-07) and Los Angeles Dodgers (2008-10) before once again returning to the Phillies dugout as bench coach and infield instructor for four years (2014-17). Throughout his storied coaching career, Larry has worked with infielders such as Chase Utley, Jimmy Rollins, Alex Rodriguez, Robinson Cano, Jeff Kent, Nomar Garciaparra and Hall of Famers Mike Schmidt and Derek Jeter, among many others.

Other jobs Larry has held during his 59 years in baseball were bench coach for Team USA in the 2013 World Baseball Classic, an in-studio analyst for ESPN and MLB Network and talk show co-host for Sirius/XM Radio.

Larry and his wife Patty live in Conshohocken, Pa. He has one daughter, Tori.



BASEBALL PERSONNEL



CHARLIE MANUEL Senior Advisor to the General Manager

The all-time winningest manager in Phillies history, Charlie Manuel completed a nearly nine-year run (2005-13) in that position before moving into a different role with the organization. He was named senior advisor to the general manager in January 2014. In his role, he assists in minor league hitting instruction, scouts at the amateur and professional levels and serves as a consultant to the baseball operations staff and as a club ambassador in the Philadelphia region. In 2019, he filled in as the major league hitting coach for the final seven weeks of the season. Charlie was inducted into the Phillies Wall of Fame in 2014 and the Philadelphia Sports Hall of Fame in 2016.

During his time as the club's manager, Charlie led the Phillies to their first playoff appearance in 14 years (2007), five straight division titles (2007-11), two National League pennants (2008-09) and one World Series championship (2008). He posted a record of 780-636 (.551) for the Phillies and 1,000-826 (.548) overall as a major league manager. Entering the 2024 season, Charlie is one of 66 managers in major league history to reach 1,000 wins. He managed two NL All-Star teams (2009-10), guiding the 2010 team to a victory which snapped the NL's 13-year winless streak.

Before being named manager of the Phillies, Charlie spent his first two years (2003-04) with the organization as special assistant to the general manager under Ed Wade, serving as one of Wade's top scouts as well as working on major and minor league hitting instruction.

In the 15 years (1988-2002) prior to joining the Phillies, Charlie worked for Cleveland in a variety of roles, including minor league manager and major league hitting coach. He managed Cleveland for three years (2000-02), leading the team to the Central Division title in 2001, and was chosen as a coach for the 2002 American League All-Star team by Hall of Famer Joe Torre. From 1994-99, his second tour as hitting coach, Cleveland led the AL in runs three times (1994-95, 1999) and home runs twice (1994-95) and set a franchise record by hitting 220 homers in 1997.

Charlie also managed in the Minnesota Twins minor league system for five years (1983-87) and scouted for the organization in 1982. He was originally signed by the Twins in 1963 and went on to play professionally for 19 years, including major league stints with the Twins and Los Angeles Dodgers, where his only two managers were Billy Martin and Walter Alston. From 1976-81, Charlie had a very successful six-year career in Japan, playing for three pennant winners. He hit a combined .303 with 189 home runs and led his league in home runs in back-to-back seasons (1979-80), including 48 in 1980, the same year Hall of Famer Mike Schmidt led the major leagues with the same total. In 1979, he was the first American-born player to be named MVP.

Charlie is a two-time winner (2011 & 2013) of the Dallas Green Special Achievement Award, which had been presented annually by the Philadelphia chapter of the BBWAA. In 2015, the Philadelphia Sports Writers Association presented him with a special achievement award, and he received the Ted Williams Lifetime Achievement Award from the Ted Williams Museum in 2018.

Born in North Fork, W.V., Charlie grew up in Buena Vista, Va. He currently resides in Winter Haven, Fla., with his wife Melissa. He has five children, Chuck, Julie, Collin, Hailey and Allie, and five grandchildren.



SAL AGOSTINELLI Senior Advisor, International Scouting

Sal Agostinelli was named to his current position in November 2023 after serving as director, international scouting since 2012. In this new leadership role, he remains instrumental in various facets of international scouting with a focus on evaluation and the development of international players. Sal has been a part of the Phillies scouting staff since 1993, when he joined the organization as an area scout before being promoted to international scouting supervisor in 1997.

A former catcher, Sal was selected by the St. Louis Cardinals in the 20th round of the June 1983 draft out of Slippery Rock University. He played six seasons (1983-88) in the Cardinals minor league system before being traded in 1989 to the Phillies, where he played for double-A Reading and triple-A Scranton/Wilkes-Barre (1990-91) before retiring. In 1992, he was a player/coach for Reading prior to joining the scouting staff, for which he initially covered New York, New Jersey, Delaware and the New England region.

During his time as a scout, Sal has had a hand in the signings of Carlos Ruiz, Maikel Franco, Freddy Galvis and César Hernández, among many others. In 2015, he was the recipient of the Dallas Green Award for his achievements in scouting. Additionally, Sal won the International Scout of the Year Award at the 2018 Winter Meetings and was named the 2023 Executive of the Year by the Italian American Baseball Foundation.

Sal was born in Bronx, N.Y., and lives in Kings Park, N.Y., with his wife Sharon. He has three children: sons Danny and Anthony and daughter Toni-Ann.

BASEBALL PERSONNEL



HOWIE KENDRICK **Special Assistant to the General Manager**

Howie Kendrick joined the Phillies as special assistant to the general manager on Nov. 16, 2021. In his role, Howie assists both the baseball operations department as well as the club's field staff with game preparation, advance scouting and data implementation.

A veteran of 15 major league seasons and 2011 American League All-Star, Howie played in 1,621 games for the Los Angeles Angels (2006-14), Los Angeles Dodgers (2015-16), Phillies (2017) and Washington Nationals (2017-20). With the Nationals in 2019, Howie hit a grand slam in Game 5 of the National League Division Series, was named NL Championship Series Most Valuable Player and hit a go-ahead, two-run home run in Game 7 of the World Series.

Howie was traded to the Phillies on Nov. 11, 2016, in exchange for Darin Ruf and Darnell Sweeney. He appeared in 39 games for the Phillies and slashed .340/.397/.454 before being traded to Washington for McKenzie Mills on July 28, 2017.

In addition to his responsibilities with the Phillies, Howie served as a manager for Major League Baseball's States Play Invitational in September 2022 and was an instructor for MLB's DREAM Series in January 2023.

Howie was born in Jacksonville, Fla., and currently resides in Phoenix, Ariz., with his wife Jody. They have two sons, Owen and Tyson.



ALEX NAKAHARA **Senior Director, Research & Development**

Alex Nakahara was promoted to senior director, research & development in November 2023. In this role, Alex provides strategic leadership in R&D, identifying high-value greenfield problems in baseball research and developing plans to address them. He also continues to oversee budgeting, hiring and departmental logistics.

Alex originally joined the Phillies in 2017 as a senior quantitative analyst, creating analyses and tools for understanding and visualizing data for the baseball operations department. He was then promoted to director, research & development in November 2021. Before joining the Phillies, Alex worked for four years at Northrop Grumman as a systems engineer in a variety of roles, including as the

lead researcher for several air traffic control research and development projects.

Born in Philadelphia, Alex graduated from the Episcopal Academy in 2006. He received a bachelor's degree in mechanical engineering from the University of Pennsylvania in 2010 and a master's degree from MIT in aeronautics and astronautics in 2012. He and his wife Meg live in South Philadelphia with their son Henry.



TEGAN ASHBY **Director, Software Engineering**

Tegan Ashby was promoted to director, software engineering in November 2023. In this role, she oversees the club's software engineering efforts, orienting the organization's products toward maximizing impact by facilitating data-driven decision-making. She originally was hired by the Phillies in January 2023 as assistant director, software engineering to lead the application development, data engineering and infrastructure teams.

Before joining the Phillies, Tegan worked in basketball for several seasons with the Brooklyn Nets and Philadelphia 76ers, building applications and visualizations to empower front office decision-making and help win games. She is also the co-founder of the Women in Sports Data Symposium and Hackathon, a game-changing initiative to amplify women's voices in sports analytics across the technical spectrum.

A native of Wyoming, Tegan resides in Philadelphia with her husband Darren. She holds degrees in linguistics and Near Eastern languages and civilizations from the University of Pennsylvania.

BASEBALL PERSONNEL



DERRICK CHUNG **Director, International Scouting**

Derrick Chung was promoted to director of international scouting in November 2023. The 2024 season marks his eighth year in the Phillies organization and his seventh year in the international scouting department.

In his new role, Derrick oversees all aspects of the club's international scouting operations and works closely with Sal Agostinelli, the club's senior advisor, international scouting.

Born in Seoul, Korea, and raised in Cypress, Calif., Derrick originally joined the Phillies from the Baltimore Orioles during the 2017 season as an interpreter for the for the major league club. He moved into the international scouting department first as a pro scout later in 2017, then as a coordinator

the following year, serving in that role through 2022, when he was named assistant director, international scouting and administration.

Derrick was selected by the Toronto Blue Jays in the 31st round of the 2012 MLB Draft out of Sacramento State University (CA), where he was a 2012 graduate with a degree in business administration, finance and international business. A right-handed hitter, he spent five seasons in the Blue Jays minor league system (2012-16) and was named an Organizational All-Star in both 2013 and 2014 and a Florida State League All-Star in 2014.

Derrick currently resides in Cherry Hill, N.J., with his wife Julie and their daughter Chloe.



CECI CRAFT **Director, Mental Performance, Life Skills and Education**

Ceci Craft joined the Phillies in February 2021 as director, mental performance and the major league mental performance coach. She stepped away from the dugout in 2023 to take on life skills and education (LSE) responsibilities in addition to directing the mental performance department. In this expanded role, she oversees the club's LSE program, which helps international players finish high school and learn English and assists all players in developing life skills that will help them on and off the field.

Prior to joining the Phillies, Ceci served as Cleveland's major league mental performance coach for six years (2014-19), during which time the club won three division championships. In her role, she assisted players and staff at the major league and triple-A levels of the organization in the continued development and integration of programs and services that enhance mental performance and development. Ceci worked closely with organizational coaches, coordinators, strength and conditioning personnel, athletic trainers and front office staff to integrate mental performance into assessment and training plans for players, teams and programs. She also worked closely with the scouting department to support the amateur draft.

Before and after her time with Cleveland, Ceci spent a combined seven years as a mental performance coach on Fort Bragg, working with Special Operations Forces (2009-14, 2019-21). While there, she led a team of 13 cognitive performance coaches in helping develop the mental strength and flexibility for the Army Special Operations population.

Ceci's educational background is in applied sport science with a focus in sport psychology from the University of Bangor, Wales. She attended Bates College for her undergraduate studies, majoring in psychology and minoring in Spanish, and captained the women's soccer team in 2005. Ceci is also a Certified Mental Performance Consultant (CMPC).

Born in Berkeley, Calif., Ceci resides in Southern Pines, N.C., with her husband Aaron and their children Abby, Tucker and Anders.



JOE CYNAR **Director, Minor League Training Facilities and Equipment**

Joe Cynar has worked for the Phillies in various capacities dating back to the late 1980s as a batboy, clubhouse assistant and facility operations manager at Jack Russell Stadium through high school and college.

After an eight-year career as an investment banker with Franklin Templeton, Joe rejoined the Phillies full time in 2006 as minor league equipment manager. He was promoted to assistant director, minor league operations/Florida in 2012 and to his current position in February 2022. As director, Joe leads efforts related to Carpenter Complex building systems and maintenance, clubhouse services, domestic and international equipment services and complex expansion/construction processes.

Born in Lorain, Ohio, Joe is a 1998 graduate of the University of Central Florida with a bachelor's degree in business administration, management with an emphasis on human resources, as well as a minor in marketing. He resides in Largo, Fla.

BASEBALL PERSONNEL



ROB HOLIDAY Director, Amateur Scouting Administration

Rob Holiday was named to his current position in 2013 after joining the baseball operations department in 1998. He is responsible for the day-to-day administrative duties for the amateur draft and international player signings. Rob also oversees the operation of the Phillies MLB Urban Youth Academy.

Rob began working for the Phillies in September 1987 as a sales office representative in the ticket department. In 1992, he moved to the marketing department and was promoted to manager of fan development, where he was responsible for developing and overseeing over 25 youth and baseball-related programs, including the Phillies RBI (Reviving Baseball in Inner Cities) program. In 1998,

Rob transitioned to baseball operations, where he previously had the titles of administrator for minor leagues and scouting, assistant to the director of scouting and player development and assistant director of scouting.

In 2012, Rob was honored with the Richie Ashburn & David Montgomery Special Achievement Award, which is given to a member of the Phillies organization who has demonstrated loyalty, dedication and passion for the game. He was inducted into the Philadelphia chapter of the Pennsylvania Sports Hall of Fame in 2019 and he received the Career Recognition Award from the Mid-Atlantic Scouts Association in 2021.

A native of Maplewood, N.J., Rob currently resides in Cherry Hill, N.J., with his wife Alma and has three children, Kyra, Chelsea and Robby. He is a 1987 graduate of the University of Massachusetts Amherst with a bachelor's degree in hotel, restaurant and travel administration. While at UMass, he played second base for the school's baseball team. He was awarded the team's Dennis DellaPiana Memorial Award for courage, determination and sportsmanship in 1986 and 1987.



CORINNE LANDREY Director, Baseball Operations

Corinne Landrey joined the Phillies baseball operations department in 2017 as an intern and was hired as an analyst in baseball research and development that October. She was promoted to her current position in January 2022. In this role, Corinne supports player procurement information integration initiatives and assists with roster management, transactions and salary arbitration.

Before joining the Phillies, she began her baseball career as a public analyst for outlets including MLB.com, FanGraphs and The Hardball Times.

Corinne is a 2008 graduate of the Ithaca College School of Music and taught high school band for several years. She grew up in Wilmington, Del., and currently lives in Philadelphia with her wife Amanda.



LEE MCDANIEL Director, Minor League Operations

Lee McDaniel was named director of minor league operations in February 2012. His responsibilities include serving as a point person for baseball operations budget planning and player development business operations/administration for minor league affiliates at Lehigh Valley, Reading, Jersey Shore and Clearwater. He also supervises Florida baseball operations at the Carpenter Complex in Clearwater, Fla., including the coordination of minor league spring training, extended spring training, the Florida Complex League affiliate and Florida Instructional League. Lee also oversees minor league player and staff travel services throughout the season.

Lee began his professional baseball career as an operations intern with the Phillies rookie-level affiliate in Martinsville, Va., in the Appalachian League in 1990. He then served as assistant general manager for the Asheville Tourists of the South Atlantic League from 1991-92 while also attending graduate school at Ohio University in the offseason. Lee returned to the Appalachian League as GM for the Martinsville Phillies from 1993-95. In 1995, he joined the Phillies Florida operations staff as assistant GM for spring training operations and the Florida State League affiliate, Clearwater Phillies. He was promoted to general manager of the Clearwater Phillies in January 1997, to assistant director of Florida operations in January 2000 and to assistant director, minor league operations in 2008 before assuming his current position.

In 2018, Lee was the recipient of the Richie Ashburn & David Montgomery Special Achievement Award, given each year to a member of the Phillies organization who represents the best attributes of the award's namesakes. He was selected by Minor League Baseball as the 2023 winner of the Sheldon "Chief" Bender Award, presented to an individual with distinguished service who has been instrumental in player development.

Born in Martinsville, Va., Lee currently lives in Odessa, Fla., with his wife Lisa, daughter Riley and son Jason Hall. He has his bachelor's degree in finance from Virginia Tech and earned a master's degree in sports administration from Ohio University in 1993.

BASEBALL PERSONNEL



PATRICK MCFARLANE **Director, Predictive Modeling**

Patrick McFarlane was promoted to director, predictive modeling in November 2023. In this role, he oversees the development of the organization's forecasts of player performance, and their incorporation into the club's decision-making processes.

He was originally hired in January 2018 as a quantitative analyst focused on in-game strategy and tactics research. Two years later, he was promoted to lead quantitative analyst and then was promoted to assistant director, quantitative analysis in January 2022. Before joining the Phillies, he held data science positions in various industries, including aviation, finance, consulting and sports, working for the Charlotte Hornets, Bloomberg LP and MITRE, a federally funded research and development center.

Born in Willingboro, N.J., and raised in Newtown, Pa., Pat attended Holy Ghost Preparatory School in Bensalem, Pa. He graduated from the University of Notre Dame with a BS in aerospace engineering in 2014 and earned an MS in air transportation systems from MIT in 2016. He lives in the Graduate Hospital section of Philadelphia.



STEVE MOSER **Director of Staff Recruitment & Talent Development**

Steve Moser was named director of staff recruitment and talent development for the Phillies in June 2022. In his role, he leads the department's efforts in staff recruitment and promoting a work environment that enables employees to maximize their potential and add value to the organization.

Prior to joining the Phillies, Steve amassed over 12 years of experience in the recruiting and talent acquisition space for a variety of companies, including GEICO, KeyBank, EXOS, High Performance Associates and, most recently, Tonal, where he served as director of talent acquisition from 2018-22. In previous roles, Steve consulted in the building of high performance and sports medicine staffs for a variety of organizations including the US Ski and Snowboard team, USA Gymnastics, the Orlando

Magic, US Special Operating Forces, UFC and Chinese Olympic Committee, among others.

Steve earned his bachelor's degree in business administration from Daemen University in 2009 and his master's degree in legal studies from the Sandra Day O'Connor College of Law at Arizona State University in 2018.

A native of Buffalo, N.Y., Steve began his career in sports as a pro and amateur scouting intern for the Buffalo Sabres. He and his wife Maddie reside in Boulder, Colo.



DEANNA NOBLEZA, MD **Director, Mental Health**

Dr. Deanna Nobleza was hired as director of mental health for the Phillies in January 2023. In this role, she oversees the implementation of mental health services and programming for all players and staff.

Dr. Nobleza completed her medical degree and residency in internal medicine and psychiatry from the University of Medicine and Dentistry of New Jersey. She worked in community behavioral health for two years before transitioning to college mental health as the first staff psychiatrist at Princeton University and working with Division I athletes. In 2010, Dr. Nobleza joined Thomas Jefferson University to oversee student mental health services and develop a suicide prevention program.

During the pandemic, she assisted in developing the COVID-19 behavioral health response for the Jefferson Enterprise. She is a clinical associate professor in the Department of Psychiatry and Human Behavior and served as assistant provost at Thomas Jefferson University.

Born in Central Jersey, Dr. Nobleza now lives in South Jersey with her one child.



MIKE ONDO **Director, Professional Scouting**

Mike Ondo was named director of professional scouting in February 2010. He originally joined the Phillies baseball operations department in 1998.

In his role, Mike oversees the pro scouting staff at the major and minor league levels, including postseason advance scouting efforts. He also coordinates the club's preparation for the Rule 5 Draft and from 2010-20 organized the Phillies' annual Prospect Education Program, which took place each January in Philadelphia. During his time with the Phillies, Mike has worked under Dallas Green, Hall of Famer Pat Gillick, Ed Wade, John Vukovich, Ruben Amaro Jr., Matt Klentak, Chuck LaMar, Andy MacPhail, Dave Dombrowski and Paul Owens, among others.

Mike previously spent one year (2009) as pro scouting coordinator and two years (2007-08) as assistant director, minor leagues.

A four-year starting catcher at the University of Scranton, Mike graduated in 1997 with a bachelor's degree in communications. He was born in Pottstown, Pa., and lives in Lumberton, N.J., with his wife Colleen and their three daughters, Abigail, Marissa and Samantha.

BASEBALL PERSONNEL



RAY ROBLES Director, International Operations

Ray Robles was promoted to director, international operations in February 2022. In this role, Ray leads all international business operations related to the Dominican Republic, while also directing immigration/visa procurement services for foreign players and staff.

Ray originally joined the Phillies in 2010 as administrative assistant, minor league operations. He was promoted to coordinator, international operations in 2013 and to assistant director, international operations in 2017.

Born in Santo Domingo, Dominican Republic, Ray earned his bachelor's degree in business administration from Freed Hardeman University in 2008 and his MBA with a concentration in sports business from Saint Leo University in 2016. He currently lives in Palm Harbor, Fla., with his wife Melissa and their daughters Ava and Lea.



ROB SEGEDIN Director, Integrative Baseball Performance and Strategic Initiatives

Rob Segedin was named to his current position in February 2021. Integrative baseball performance is dedicated to integrating biomechanics insights with the field staff, enhancing player evaluation and development through a data-driven approach. Strategic initiatives is concentrating on rigorously vetting and investing in cutting-edge technologies and processes to bolster strategic decision-making, ensuring that the club's operations remain at the forefront of innovation and efficiency.

During the shortened 2020 season, Rob served as the minor league assistant hitting coordinator after working as a player information assistant in 2019, his first year with the Phillies. In his current role, he works closely with the Phillies athletic training, strength & conditioning and nutrition departments.

Originally a third-round selection by the New York Yankees in the June 2010 draft out of Tulane University, Rob played nine years of professional baseball, including 53 games in the major leagues with the Los Angeles Dodgers over the 2016-17 seasons. Prior to making his major league debut in August 2016, the former infielder/outfielder hit .319 with 23 doubles, 21 home runs and 69 RBI in 103 games for triple-A Oklahoma City. Rob earned his bachelor's degree in finance and management from Tulane and his master's degree in analytics from Indiana University.

Born in Teaneck, N.J., Rob and his wife Robin currently reside in Plantation, Fla. They have three children: Robinson, Roselily and Romeo.



BEN WERTHAN Director, Baseball Development

Ben Werthan has served as director, baseball development since 2022. In this role, he oversees major league strategy, hitting and pitching development analysis and the video and technology department. Ben also supports Phillies player evaluation and player procurement processes while working closely with leadership to promote organizational alignment and guide future research and initiatives.

Originally hired by the Phillies in November 2017, Ben spent four years as the club's minor league player information coordinator. In this uniformed role, he facilitated integration of analytics and technology into player development processes while supporting the refinement of advance scouting operations. He spent time with each minor league affiliate and the major league team, working closely with Phillies players, coaches, front office staff and the research and development department.

Before joining the Phillies, Ben spent seven seasons (2011-17) with the Baltimore Orioles, including six as the advance scouting coordinator. He also assisted with the team's replay challenge operation. In addition to his duties with the Orioles, Ben served as Team Israel's lead advance scout and uniformed strategy consultant throughout the 2017 World Baseball Classic. He began his career in baseball operations as an intern for the Cincinnati Reds (2008) and Tampa Bay Rays (2009-10).

Born in Washington, D.C., Ben is a 2008 graduate of Dickinson College with a bachelor's degree in psychology. He lives in Philadelphia.



MIKE SCHMIDT Special Advisor

Arguably the greatest third baseman to ever play in the major leagues – and the greatest player in Phillies history – Mike Schmidt returned to the organization in 2002 as a special instructor, a role he held through the 2018 season before being named special advisor.

Following his 18-year playing career (1972-89), spent entirely with the Phillies, Mike was elected to the National Baseball Hall of Fame in 1995 with 96.5% of the votes, becoming the 26th player elected on the first ballot. He led the National League in home runs a record eight times; RBI, four times; slugging percentage, five times; and on-base percentage and total bases, three times.

When he retired, Mike was ranked seventh on MLB's all-time home run list (548) and will enter the 2024 season ranked 16th, with Giancarlo Stanton the closest active player (58th all-time with 402 homers). Mike holds the career record for a third baseman in home runs (509) and set the major league record for homers in a season by a third baseman with 48 in 1980, which stood until it was broken in 2007 by Alex Rodriguez (52).

A 12-time NL All-Star during his career, Mike won three NL MVP Awards (1980, 1981 & 1986), six Silver Slugger Awards and 10 Gold Gloves, while also being named the MVP of the 1980 World Series.

In 2014, Mike began working as a broadcaster on Phillies telecasts during home Sunday games. From 2015-18, he worked Saturdays as well. He spent the 1990 season as a Phillies broadcaster and, in 2004, managed single-A Clearwater, his first stint as a full-time manager or coach at any level, leading the club to a 55-81 record. In 2009, he served as third base coach for Team USA in the World Baseball Classic.

Mike was born in Dayton, Ohio, and currently lives in Jupiter, Fla., with his wife Donna.



MAJOR LEAGUE STAFF



PHIL SHERIDAN Director, Clubhouse Services

A 1992 graduate of Notre Dame University, Phil Sheridan began with the Phillies right out of college. He spent six seasons (1992-97) in the home clubhouse before becoming an assistant in the visiting clubhouse for one year (1998). Phil returned to the home side as an assistant in 1999 and spent 10 seasons (2007-16) as manager, home clubhouse before being named manager, clubhouse services in January 2017. He was promoted to his current position in April 2021.

At Notre Dame, Phil was senior student equipment manager on scholarship and during his stay, the Fighting Irish participated in two Orange Bowls (1990 and 1991) and one Sugar Bowl (1992). He remains a member of the school's Monogram Club.

Born in Philadelphia, Phil lives in Springfield, Pa., with his wife Jenn. He has five sons, Luke Thomas, Dylan Charles, Connor James, Grady Philip and Shane William, and four daughters, Samantha Marie, Mackenzie Lynn, Ryan Elizabeth and Casey Ann. Phil is a 1988 graduate of Malvern Prep.



DAN O'ROURKE Manager, Equipment and Umpire Services

Dan O'Rourke returned to the Phillies organization in 2001, making 2024 his 24th season in the clubhouse (he previously worked for the Phillies as a batboy and clubhouse attendant from 1985-90). He served as assistant clubhouse manager before being named to his current position in 2007.

Prior to rejoining the Phillies, Dan spent 10 years as assistant clubhouse manager for the Houston Astros. During his time with Houston, he was a member of the Phillies' 1996 All-Star Game clubhouse staff.

Dan was born in Philadelphia, Pa. He and his wife Lisa live in Cherry Hill, N.J. They have two daughters, Darby Ann and Megan Ruth, and one son, Daniel Thomas. Dan is a 1984 graduate of Northeast High School.



KEVIN STEINHOOR Manager, Visiting Clubhouse

The 2024 season is Kevin Steinhour's 44th year in professional baseball and his 36th with the Phillies. He began his career helping out in the clubhouse and as batboy, from 1981-87, for single-A Springfield in the Cardinals organization before serving as equipment manager for triple-A Louisville during the 1988 and 1989 seasons.

Kevin joined the Phillies in September 1989 as the assistant equipment manager. In 1992, he was made the visiting clubhouse manager, a position he has held since. In 2007, Kevin was named the Visiting Clubhouse Manager of the Year as voted by the MLB equipment managers and visiting clubhouse managers.

Kevin was born in Springfield, Ill. He and his wife Tina live in Tabernacle, N.J. They have two daughters, Kylie Rae and Brooke Alexa, and two sons, Jake Richard and Brett Andrew. Kevin is a 1986 graduate of Springfield-Lanphier High School, the same school that produced Phillies Hall of Famer Robin Roberts.



SEAN BOWERS Home Clubhouse Assistant

The 2024 season will mark Sean Bowers' 23rd year in the Phillies organization.

Sean originally joined the club as a batboy in 2002 and served in that role through the 2005 season. He continued working as a home clubhouse attendant from 2006 through 2016 before being named to his current position as home clubhouse assistant in January 2017.

Sean was an equipment manager for Team Italy in the 2013 World Baseball Classic and for Team USA in the 2017 WBC.

A 2003 graduate of Council Rock High School South, Sean earned a degree in sport marketing-management from Holy Family University in 2007. He grew up in Holland, Pa., and currently resides in Dresher, Pa., with his wife Christine and their two sons, Liam and Peter.

MAJOR LEAGUE STAFF



JAMESON HALL
Director, Team Travel

Jameson Hall was promoted to director, team travel in February 2023. He first took over the club's travel responsibilities in January 2018, when he was named coordinator, team travel, and was promoted to manager, team travel in March 2021.

Jameson originally joined the Phillies in 2008 as a premium services gameday employee. He continued in that role for two more seasons while also serving as a ticket services representative in the Phillies Phone Center, and then spent the 2011 season as a season and group sales representative. In 2012, Jameson was hired full time in the community outreach department, where he spent six years, the last two as coordinator, community outreach and charity events, before moving over to the

baseball operations department.

Born and raised in Broomall, Pa., Jameson earned a bachelor's degree in sport management from James Madison University in 2010. He currently lives in Avondale, Pa., with his wife Danielle and their daughter Addison.



CHRIS WHITING
Manager, Major League Video & Technology

Chris Whiting joined the Phillies as major league video coordinator for the 2022 season and was promoted to his current position in December 2022. He previously spent six years with the New York Yankees as video manager (2016-17), assistant video coordinator, player development (2018-19) and video coordinator, player development (2020-21).

In his role, Chris oversees the implementation and utilization of regular and high-speed video at the major league level, as well as facilitates the coaching efforts of the major league staff, collaborates with the advance scouting department and provides guidance to the minor league video coordinator.

Chris began his career as a Florida operations intern for the Pittsburgh Pirates in 2012, moving into roles as minor league video intern (2013), minor league video assistant (2014) and major league video assistant (2015) with the club. He also served as an operations manager for the Arizona Fall League in 2014.

Born in Coxsackie, N.Y., Chris graduated from the University of Massachusetts Amherst with a bachelor's degree in sport management. He currently resides in Tampa, Fla.

ADDITIONAL MAJOR LEAGUE STAFF



Anthony Brady
Lead
Biomechanist



Diego D'Aniello
Spanish Language
Interpreter



Kelly Davis
Supervisor,
Operations/
Security



Noah Hilton
Major League
Video &
Technology
Analyst



Mark Lowy
Lead Pitching
Development
Analyst



Sheree McMullen
Massage Therapist



Michael Roche
Manager, Team
Travel



Keith Rudolf
Team Chef



Josh Studnitzer
Manager, Major
League Hitting
Strategy



Ryo Tamanaha
Massage Therapist



Riley Wilson
Assistant, Major
League Strategy

MEDICAL PERSONNEL



PAUL BUCHHEIT
Head Athletic Trainer

Paul Buchheit was hired by the Phillies as head athletic trainer in November 2019. In 2022, he and his staff were named the MLB athletic training staff of the year by the Professional Baseball Athletic Trainers Society (PBATS). He previously spent 16 years in the Boston Red Sox organization, spending two seasons as an athletic training intern, six years as a minor league athletic trainer, four years as the minor league medical coordinator and the final four (2016-19) as a major league assistant athletic trainer.

A native of Sioux City, Iowa, Paul got his start in baseball as an athletic training intern with the Sioux

City Explorers, an independent league baseball team. He graduated from Buena Vista University and received his master's degree in athletic training from the University of Northern Iowa. Paul is athletic trainer certified and a certified strength and conditioning specialist. He has presented at the National Athletic Trainer's Association (NATA) National Clinical Symposia along with presenting at various symposiums and seminars and has also been a contributing author to peer-reviewed journal publications.

Paul and his wife Allison live in Media, Pa. They have three sons, Hayden, Noah and Nash, and one daughter, Heidi.

PHILLIES ATHLETIC TRAINERS

Leo Miller	1941-45
Dusty Cooke	1946-47
Frank Wiechec	1948-62
Joe Liscio	1963-68
Don Seger	1969-80
Jeff Cooper	1981-2006
Scott Sheridan	2007-19
Paul Buchheit	2020-present



JOE RAUCH
Assistant Athletic Trainer

Joe Rauch was hired by the Phillies in January 2015 and worked five years as the minor league athletic training and rehabilitation coordinator before being promoted to major league physical therapist in January 2020. He was promoted to his current position in February 2022. Prior to joining the Phillies, he had worked for NovaCare Rehabilitation in Philadelphia and was the physical therapist for La Salle University Athletics.

Before coming to Philadelphia, Joe spent five years at the University of Cincinnati, most recently as the head athletic trainer for the athletics department and director of rehabilitation for the Bearcats' football, basketball and baseball teams.

Joe is a 2005 graduate of the University of Pittsburgh with a bachelor's degree in rehabilitation science and a concentration in athletic training. In 2009, he received his Doctor of Physical Therapy degree from Widener University in Chester, Pa. He completed a student rotation at Champion Sports Medicine in Birmingham, Ala., and was then accepted into the NovaCare/University of Cincinnati Sports Physical Therapy Residency Program, which he completed in 2010. In 2014, he became a Board-Certified Sports Physical Therapist.

Joe has been published multiple times and has spoken at various continuing education meetings including APTA CSM and ASMI Baseball Course. In 2022, he was part of the staff named the MLB athletic training staff of the year by the Professional Baseball Athletic Trainers Society.

Born in Columbus, Ohio, he currently resides in Tampa, Fla., with his wife Sarah and their dog Loretta.



CHRISTIAN BERMUDEZ
Assistant Athletic Trainer

Christian Bermudez joined the major league staff as assistant athletic trainer in February 2022 after spending one season as the athletic trainer for the Phillies' triple-A affiliate at Lehigh Valley. In 2022, he was a member of the staff named the MLB athletic training staff of the year by the Professional Baseball Athletic Trainers Society.

Prior to joining the Phillies, Christian spent eight years with the Houston Astros, beginning in 2013 with their Gulf Coast League affiliate. He spent the next three years (2014-16) with the club's Dominican Summer League teams, then served as the Astros' Latin American medical coordinator in 2017. He worked with the Carolina League champion Buies Creek club in 2018 before joining Corpus Christi the following year. With no minor league season in 2020, he assisted in the operations of Houston's alternate site.

Born in San Juan, P.R., Christian graduated from the University of South Florida in 2012 with a bachelor's degree in athletic training. He currently resides in Clermont, Fla., with his wife Daisy and his two children, Keylis and Xavier.

MEDICAL PERSONNEL



ALEX PLUM Major League Physical Therapist

Alex Plum was hired as major league physical therapist for the Phillies in December 2022. This appointment marks his return to the Phillies organization, as he previously spent four years (2018-21) working as minor league physical therapist for the club.

In 2022, Alex served as major league physical therapist for the Cincinnati Reds. In addition to his role with the major league team, he assisted with offseason rehabilitation at the club's minor league complex in Goodyear, Ariz.

Alex is a graduate of Northeastern University, where he earned his bachelor's degree in rehabilitation sciences in 2016 and his doctor of physical therapy in 2017. In his time at Northeastern, he worked with a number of the athletic teams while interning in the training room and then went on to work in orthopedic and sports settings during student rotations at Champion in Birmingham, Ala. and with the Reds in Goodyear. Alex is also a certified strength and conditioning specialist (CSCS) through the NSCA.

Originally from Killingworth, Conn., Alex currently resides in the Northern Liberties section of Philadelphia.



MORGAN GREGORY Director of Strength and Conditioning and Nutrition

Morgan Gregory was hired by the Phillies as director of strength and conditioning and nutrition in November 2021. He spent the previous nine seasons in the Cincinnati Reds organization, where he most recently served as assistant director of strength and conditioning. From 2018-20, he was Cincinnati's strength and conditioning coordinator. Before that, he spent the 2016 and 2017 seasons as the assistant strength and conditioning coordinator, working mainly with players rehabilitating injuries and with the Latin American Academy. He started his career with the Reds as a strength and conditioning coach for Dayton (2013-14) and Daytona (2015).

Morgan graduated from Carson-Newman College with a bachelor's degree in exercise science in 2011 and earned his master's degree in performance enhancement and injury prevention from the California University of Pennsylvania in 2014. He resides in Palm Harbor, Fla.



FUREY LEVA Assistant Major League Strength and Conditioning Coach

A Philadelphia native, Furey Leva joined the Phillies in January 2017 after four years as a member of the Pittsburgh Pirates player development staff. He served as the minor league strength and conditioning coordinator before being named to his current position in November 2021.

Furey worked as a strength coach at four minor league stops for the Pirates: triple-A Indianapolis, double-A Altoona and single-A Bradenton and Jamestown. At the amateur level, he spent one year (2013) as the assistant strength coach for Temple University football and two years (2012-13) as the head baseball strength coach for North Penn High School.

Furey is a 2012 graduate of Temple University, where he received his Bachelor of Science. His certifications include certified strength & conditioning specialist (CSCS), registered strength and conditioning coach (RSCC) and also USA-Weightlifting Level 1 (USAW). He resides in Palm Harbor, Fla., with his wife MiKayla and son Furey Jr.



STEPH MACNEILL Nutrition Coordinator

Steph MacNeill was named nutrition coordinator for the Phillies for the 2023 season. A native of Toronto, Canada, she originally joined the organization in 2021 as a performance nutrition fellow and spent 2022 as the club's minor league nutrition coordinator.

Steph completed her education in Ontario, earning a Bachelor of Science in kinesiology from McMaster University, a second Bachelor of Science in food and nutrition from Western University and a Master of Health Science degree in nutrition communication from Ryerson University.

Prior to joining the Phillies, Steph worked as a registered dietitian and sport science nutritionist at her alma mater, McMaster University, from 2021 through January 2022. She began her career as a sports dietician with Evolved Sport and Nutrition in 2018, remaining with the organization until 2021. During that time, Steph also spent two years (2019-20) as a nutrition coach for Futsal Club Toronto.

Steph currently resides in Clearwater, Fla.

MEDICAL PERSONNEL



PETER WALUKIEWICZ Medical Operations Liaison

Peter Walukiewicz was named medical operations liaison for the Phillies in January 2024. In this role, he will perform various administrative duties, while providing flexibility to the organization's player care plans in the greater Philadelphia area.

Prior to joining the Phillies, Peter, a board certified athletic trainer, gained 12 years of experience in the sports medicine and athletic training field. Most recently, he served as a minor league athletic trainer in the Tampa Bay Rays organization from 2017-22 and with the Oakland Athletics from 2015-17.

A native of Denville, N.J., Peter obtained a Bachelor of Science degree from East Stroudsburg University in athletic training in 2010 and a Master of Science degree in exercise science and health promotion from California University of Pennsylvania in 2015.

Peter currently resides in Little Egg Harbor, N.J., with his wife, Agustina and their three daughters, Aurelia, Adeline and Alessandra.



STEVEN B. COHEN, MD Director of Medical Services and Head Team Physician

The 2024 season is Dr. Cohen's 18th with the Phillies, ninth as head team physician and first as director of medical services. He is a graduate of both Columbia University in New York City and the Robert Wood Johnson Medical School at the University of Medicine and Dentistry of New Jersey. Dr. Cohen completed his orthopaedic residency training at the University of Virginia Health Center followed by a fellowship in sports medicine at the University of Pittsburgh Medical Center. While in Pittsburgh, he assisted in the care of the NFL's Pittsburgh Steelers, the NHL's Pittsburgh Penguins, the University of Pittsburgh and Duquesne University. He returned locally to the Rothman Institute and Thomas Jefferson University, where he is an orthopaedic sports medicine specialist and serves as a

professor of orthopaedic surgery at the Sidney Kimmel Medical College at Thomas Jefferson University and co-director of the sports medicine research program at Rothman Orthopaedics. He was named as a Top Doctor Rising Star by *Philadelphia Magazine* in 2009 and annually a Top Doctor by *Main Line Today* magazine.

In addition to the Phillies, Dr. Cohen also currently serves as the team orthopedist for the Philadelphia Flyers and team physician for St. Joseph's University, Immaculata University, Neumann University, Penncrest High School, Community Academy of Philadelphia, and Sacred Heart Academy. He also serves on the Executive Committee for the Major League Baseball Team Physicians Association and was the medical director of the Philadelphia Marathon for 10 years.

Dr. Cohen was born in Philadelphia and attended Cherry Hill West High School. He and his wife Kathleen live in Media, Pa., with their three children, Alexa, William and Tyler.



JEREMY D. CLOSE, MD Lead Primary Care Physician

Dr. Close joined the medical staff of the Phillies prior to the 2015 season. He is a graduate of Colorado College in Colorado Springs, Colo., and Jefferson Medical College in Philadelphia. Dr. Close completed his family medicine residency training at Thomas Jefferson University in Philadelphia, followed by a fellowship in primary care sports medicine.

At Thomas Jefferson University, Dr. Close serves as an associate professor of family medicine and director of the primary care sports medicine fellowship. He is a consultant for the Rock School and University of the Arts and is the vice president of the Athlete Health Organization, which provides free comprehensive sports physicals to underserved student athletes. He is also a member of the American Academy of Family Physicians, American Medical Society of Sports Medicine and the American College of Sports Medicine and remains involved in sports research and writing.

Dr. Close was born in Aspen, Colo. He and his wife Kristine live in Haddonfield, N.J., with their two children, Colin and Kate.

CLUB AMBASSADORS



GARY MATTHEWS

One of the most memorable personalities in Phillies history, Gary Matthews – known simply as “The Sarge” – was named a club ambassador following the 2013 season. In his role, Gary works with the Phillies community outreach program in charitable endeavors, as well as visiting suites at Citizens Bank Park during games and attending sponsorship events.

Before being named to his current position, Gary spent seven seasons as a color analyst for Phillies broadcasts. His previous broadcasting experience included two seasons as a radio broadcaster for the Toronto Blue Jays (2000-01) and serving as a baseball analyst on Headline Sports Television, a Canadian cable network based in Toronto.

The former outfielder played 16 seasons in the majors, including three with the Phillies (1981-83). He was the Most Valuable Player of the 1983 National League Championship Series when the Phillies defeated the Los Angeles Dodgers to advance to the World Series. He also played for the San Francisco Giants (1972-76), Atlanta Braves (1977-80), Chicago Cubs (1984-87) and finished his playing career with the Seattle Mariners in 1987. For his career, Gary hit .281 with 234 home runs, 978 RBI and 183 stolen bases in 2,033 games.

Gary won the NL Rookie of the Year Award in 1973 and was a member of the 1979 NL All-Star team. He appeared in the NL Division Series with the Phillies in 1981, the NLCS and World Series with the Phillies in 1983 and the NLCS with the Cubs in 1984.

Following his playing career, Gary worked in private industry before joining the Cubs organization as a minor league hitting instructor (1995-97). He spent seven seasons as a major league coach: Toronto Blue Jays hitting coach, 1998-99; Milwaukee Brewers hitting coach, 2000; and Cubs hitting coach, 2003-04, and first base coach, 2005-06.

Gary was drafted by the Giants out of San Fernando High School in June 1968, the 17th player selected overall. His son Gary Jr. played in the majors with seven different teams.

Born in San Fernando, Calif., Gary lives in Chicago, Ill. He has five children, Gary Jr., Delvon, Dustin, Dannon and Paige, and one grandson, Denver.



MICKEY MORANDINI

Mickey Morandini took on the role of club ambassador in 2018. He had spent the previous two years with the team as first base coach and baserunning instructor.

Prior to joining the major league staff, Mickey spent five years in the Phillies minor league system as a coach for triple-A Lehigh Valley and double-A Reading and manager for single-A Lakewood and single-A Williamsport. He also spent four years as head coach for the Valparaiso High School varsity baseball team.

A 1995 National League All-Star, Mickey played nine of his 11 major league seasons (1990-2000) with the Phillies and was a member of the 1993 NL champions. He ranks fourth in Phillies history in games played at second base (926) and was the recipient of the Paul Owens Award in 1989 as the best player in the Phillies minor league system. Mickey was originally selected by the Phillies in the fifth round of the June 1988 draft out of Indiana University. As an amateur, he won a gold medal as a member of the 1988 Olympic baseball team.

Born in Leechburg, Pa., Mickey and his wife Peg currently live in Glen Mills, Pa. They have three sons: Jordan, Griffin and Braydon.

CLUB AMBASSADORS



DICKIE NOLES

The 2024 season marks Dickie Noles' 33rd with the organization after rejoining the Phillies in 1992. Prior to becoming a club ambassador, he spent 28 years as an employee assistance professional and, before that, four years in the community relations department.

Dickie pitched for parts of 11 major league seasons with the Phillies (1979-81; 1990), Chicago Cubs (1982-84; 1987), Texas Rangers (1984-85), Cleveland (1986), Detroit Tigers (1987) and Baltimore Orioles (1988) and finished his career at 36-53 with 11 saves and a 4.56 ERA in 277 games (96 starts). Selected by the Phillies in the fourth round of the June 1975 draft, Dickie was a member of the 1980 World Series champions, pitching in relief.

In 1989, Dickie won the Texas Rangers Community Service Award and in 1992 he was honored as the International Christian Athlete of the Year. Other awards he has won include the Humanitarian of the Year by the Sunshine Foundation in 1997 and the Humanitarian Award from the Philadelphia Sports Writers Association in 2010. In 2019, he won the Richie Ashburn & David Montgomery Special Achievement Award, given annually to a Phillies employee who has demonstrated loyalty, dedication and passion for the game. Dickie was inducted into the All Sports Museum of Southern New Jersey in October 2021.

Dickie was born in Charlotte, N.C., and currently resides in Aston, Pa. He has one daughter, Brittany, twin sons, Christopher and Nicholas, and five grandchildren.



MILT THOMPSON

An outfielder for the 1993 National League champs and hitting coach for the 2008 World Series champions, Milt Thompson returned to the Phillies organization as a community club ambassador in March 2022. In this role, he serves as a club resource for community outreach with an emphasis on youth baseball and softball development, working with the Phillies RBI program and the Phillies Urban Youth Academy.

Milt previously served the Phillies as major league hitting coach (2005-10) following one season as first base coach (2004). From 2005-09, Milt guided Phillies hitters to the NL lead in home runs, RBI, runs, extra-base hits and total bases. He also served as a coach on the NL All-Star team in 2009.

Originally drafted by the Atlanta Braves out of Howard University in 1979, Milt played 18 years of professional baseball, including 13 seasons in the majors with the Braves (1984-85), Phillies (1986-88, 1993-94), St. Louis Cardinals (1989-92), Houston Astros (1994-95), Los Angeles Dodgers (1996) and Colorado Rockies (1996). He hit .294 with six RBI in the 1993 World Series and set a Phillies record with five RBI in Game 4 at Veterans Stadium.

Milt began his coaching career in 1997 as minor league outfield/baserunning coordinator for Tampa Bay before joining the Phillies minor league system as a coach at Reading (1998-99) and outfield/baserunning coordinator (2001-03). He was inducted into the All Sports Museum of Southern New Jersey in October 2021.

Born in Washington, D.C., Milt lives in Sewell, N.J. with his wife Carole. He has four daughters: Torri, Jennifer, Courtney and Alyssa.



Official App of the **PHILADELPHIA PHILLIES**

Get access to everything Phillies everywhere you go. MLB is the #1 app for live Phillies baseball. Delivering live audio broadcasts with your favorite announcers, updates on all of your followed Phillies players, customizable favorite team features, breaking news, video highlights and much more.



2024 PHILLIES





ROB THOMSON

Manager

59

OPENING DAY AGE: 60

BORN: August 16, 1963, Stratford, Ontario, Canada

RESIDES: Sebringville, Ontario, Canada



MANAGING/COACHING CAREER

- Signed an extension taking him through the 2025 season on 12/4/23 after originally signing a 2-year contract to serve as manager for the 2023 and 2024 seasons on 10/10/22, making him the 56th manager in Phillies history
- In 2023 (90-72), guided the Phillies to their first 90-win season since 2011 and first consecutive postseason appearances since 2007-11
- Became the first of 56 Phillies managers to lead the club to the postseason in his first 2 seasons as manager
- Per Baseball Reference, there have been 839 managers in MLB history – of those 839, Thomson is 1 of only 13 to reach the postseason in their first 2 seasons as a manager (per Elias)
- Joined STL's Mike Matheny (2012-13) as the only managers to lead their clubs to the LCS in their first two years as manager
- Became the third manager in MLB history to win 18 of his first 25 postseason games to begin a managerial career; Hall of Famers Joe McCarthy went 18-7 with CHI and NYY from 1929-39 and Casey Stengel went 18-7 with NYY from 1949-53
- Managed the NL All-Stars on 7/11/23 at T-Mobile Park to a 3-2 win, giving the NL its first win since 2012; was the first Canadian-born skipper to manage and win an MLB All-Star Game
- Named Phillies interim manager on 6/3/22; guided the club to a 65-46 record (.586) after taking over as manager and led the club to its first postseason berth since 2011
- Became the fourth manager to take a team at least 7 games under .500 and lead them to the postseason, joining Dick Howser (KC, 1981), Cito Gaston (TOR, 1989) and Jim Tracy (COL, 2009)
- Guided the Phillies to their eighth NL pennant and first since 2009 with 4-games-to-1 series victory over SD on 10/23/22
- Became the eighth manager (9th time) to lead a team to a World Series after the club began the season with a different manager and the first since Jack McKeon in 2003 with MIA
- Became the first Canadian-born skipper ever to manage a game in the postseason in NL Wild Card Series Game 1 on 10/7/22 at STL
- The Phillies won 61 of their first 100 games with Thomson as manager in 2022 which was the most wins for any manager in Phillies history who had begun their managerial career in Philadelphia; Steve O'Neill won 66 games over his first 100 games between 1952-53, but he had prior managerial experience with CLE, DET and BOS

- Finished 5th in 2022 NL Manager of the Year voting; received two first-place votes
- Hired as Phillies bench coach on 12/5/17; coordinated ML spring training from 2018-22
- Spent 28 years as member of the NYY organization (1990-2017), including 10 on the ML coaching staff as the bench coach (2008, 2015-17) and 3rd base coach (2009-14)
- Stood in as manager for Joe Girardi for 3 games in 2008, and was believed to be the first Canadian to manage or stand in to manage a ML game since 1934 (PIT's George "Mooney" Gibson)
- Went 1-2 in those games as manager, although the totals counted toward Girardi's managerial record
- Served as NYY's major league field coordinator in 2007 after spending 3 seasons (2004-06) as a special assignment instructor
- Was named NYY's director of player development in 2000, holding the position until his promotion to vice president of minor league development prior to 2003
- Moved into NYY's front office as a field coordinator in 1998 after spending 2 seasons (1996-97) as 3rd base coach for Columbus (AAA)
- Spent the 1995 season as manager of Oneonta (A) in the New York-Penn League after spending 5 years (1990-94) as a coach in NYY's minor league system
- Joined the NYY organization in 1990 as a 3rd base coach for Fort Lauderdale (A)
- Represented DET at an MLB clinic in 1989
- Coached briefly in DET's minor league system during the 1988 season

PLAYING CAREER

- Selected by DET in the 32nd round of the 1985 MLB Draft
- Played 4 minor league seasons in DET's farm system from 1985-88
- Played in 136 games as a catcher, 55 at 3rd base, 4 at 1st base and 1 each at 2nd base and pitcher

PERSONAL

Robert Lewis Thomson... Married Michele Wilker (2/7/87); has two daughters, Jacqueline and Christina... Played baseball for one year at St. Clair County Community College (MI) before transferring to the University of Kansas, where he played baseball from 1983-85... Competed in the 1984 Summer Olympics as part of Team Canada's baseball team... Was a 2023 inductee into St. Clair County Community College's Skippers Hall of Fame in 2023... Was a 2019 inductee into the Canadian Baseball Hall of Fame

ROB THOMSON'S MANAGERIAL RECORD

YEAR	CLUB	LEAGUE	W-L	POSITION
1995	Oneonta	New York-Penn	34-41	4th
2022	PHILLIES	NATIONAL	65-46	3rd
2023	PHILLIES	NATIONAL	90-72	2nd
Phillies	Totals			155-118 (.568)

THOMSON'S POSTSEASON MANAGERIAL RECORD

YEAR	CLUB	TITLE	W-L
2022	PHILLIES	NL Champions	11-6
2023	PHILLIES	NL Wild Card	8-5
Phillies	Totals		19-11 (.633)

THOMSON'S CAREER STATISTICS

YEAR	CLUB	AVG	G	AB	R	H	2B	3B	HR	RBI	SH	SF	HP	BB	SO	SB	CS	OBP	SLG	OPS	E
1985	Bristol	.000	2	5	0	0	0	0	0	0	0	0	0	1	3	0	0	.167	.000	.167	0
	Gastonia	.187	39	123	7	23	5	0	1	10	1	0	1	8	24	0	2	.242	.252	.494	16
1986	Gastonia	.252	94	298	42	75	11	1	4	38	1	2	2	48	44	1	3	.357	.336	.693	15
	Lakeland	.182	8	22	2	4	1	0	1	4	0	0	0	0	2	0	0	.182	.364	.545	3
1987	Lakeland	.228	71	206	21	47	12	0	1	22	6	1	0	25	30	2	0	.310	.301	.611	5
1988	Lakeland	.000	2	7	0	0	0	0	0	0	0	0	0	2	0	0	0	.000	.000	.000	0
Minors Totals		.225	216	661	72	149	29	1	7	74	8	3	3	82	105	3	5	.312	.304	.617	39





MIKE CALITRI

Bench Coach

OPENING DAY AGE: 46

BORN: March 14, 1978, Brockton, MA

RESIDES: Tampa, FL



POST-PLAYING/COACHING CAREER

- Elevated to the position of bench coach on 6/3/22
- Took over responsibilities for coordinating ML spring training in 2023
- Served as bench coach for the NL All-Star team on 7/11/23 at T-Mobile Park
- Was promoted to quality assurance coach in January 2021
- Joined the Phillies for the 2018 season as manager of advance scouting, a position he held through 2020
- Spent 5 seasons (2013-17) as a pro scout for CLE
- Worked as the advance scouting coordinator for TB from 2009-12
- Served as the director of baseball operations for Vanderbilt University, 2005-08

PLAYING CAREER

- Signed by CIN as a non-drafted free agent, 8/26/00
- Spent parts of 4 seasons (2000-03) in CIN's minor league system and 1 season (2003) in BOS' system
- Played in 174 minor league games at 3rd base and 172 at 1st base

PERSONAL

Michael Hennessey Calitri (pronounced kuh-LEE-tree)... Married Ciara Egan (7/22/06); has two daughters, Emiliana and Graziella, and one son, Cristiano... Attended Clemson University (SC) from 1997-2000, where he played infield all four years and helped the Tigers to the second round of the 2000 College World Series... Returned to Clemson to earn his business degree in 2004 after four minor league seasons

MIKE CALITRI'S CAREER STATISTICS

YEAR	CLUB	AVG	G	AB	R	H	2B	3B	HR	RBI	SH	SF	HP	BB	SO	SB	CS	OBP	SLG	OPS	E
2000	Billings	.542	7	24	11	13	2	1	1	11	0	0	1	8	5	1	0	.667	.833	1.500	1
2001	Dayton	.249	97	317	57	79	18	0	16	44	1	2	3	57	98	1	3	.367	.467	.824	19
	Mudville	.176	22	74	8	13	2	0	2	10	0	0	1	11	28	0	0	.291	.284	.574	10
2002	Stockton	.260	104	331	63	86	24	0	11	58	2	3	5	48	105	3	2	.359	.432	.791	15
2003	Potomac	.222	55	171	22	38	10	1	6	26	1	2	1	21	48	3	1	.308	.398	.705	5
	Sarasota	.264	61	201	32	53	10	4	3	23	1	2	2	38	62	1	4	.383	.398	.781	8
Minors Totals		.252	346	1118	193	282	66	6	39	172	5	9	13	183	346	9	10	.361	.427	.788	58



CALEB COTHAM

Pitching Coach

65

@ceetwo35

OPENING DAY AGE: 36
BORN: November 6, 1987, Mt. Juliet, TN
RESIDES: Gordonsville, TN



2024 PHILLIES

COACHING CAREER

- Named Phillies pitching coach on 11/20/20
- Served as pitching coach for the NL All-Star team on 7/11/23 at T-Mobile Park
- Phillies starting pitchers led the NL with 899.0 IP in 2023 and posted a 17.7 fWAR which was the highest among all MLB staffs
- Combined with Phillies relievers (6.7 fWAR; 3rd-best in MLB), the Phillies' 24.4 fWAR was the highest in baseball in 2023
- In 2022, Phillies starters finished 2nd in the NL in both quality starts (75) and innings pitched (896.2); Phillies relievers allowed the fewest HR (49) in the NL and averaged 9.75 SO/9.0 IP, which was 4th-highest in the NL
- Spent 2 seasons (2019-20) as assistant pitching coach/director of pitching for CIN, his first professional coaching job
- Following the 2016 season, worked in Brentwood, Tenn., as the director of pitching for the Bledsoe Agency

PLAYING CAREER

- Selected by NYY in the 5th round of the 2009 MLB Draft
- Missed the 2010 season due to right shoulder surgery
- Made his ML debut, 7/29/15 at TEX, and posted a 2.35 ERA (2 ER, 7.2 IP) in 10 of his 12 appearances that year
- Traded to CIN on 10/28/15 as part of the Aroldis Chapman trade
- Made his CIN debut, 4/6/16 vs PHI (2.0 IP)
- Pitched 1.0 scoreless inning at Citizens Bank Park, 5/14/16
- Was limited to 23 appearances in 2016 because of inflammation in his right shoulder and a torn lateral meniscus in his right knee; had season-ending microfracture surgery on his knee, 8/2
- Signed by SEA in 2017 to a minor league contract but voluntarily retired during spring training

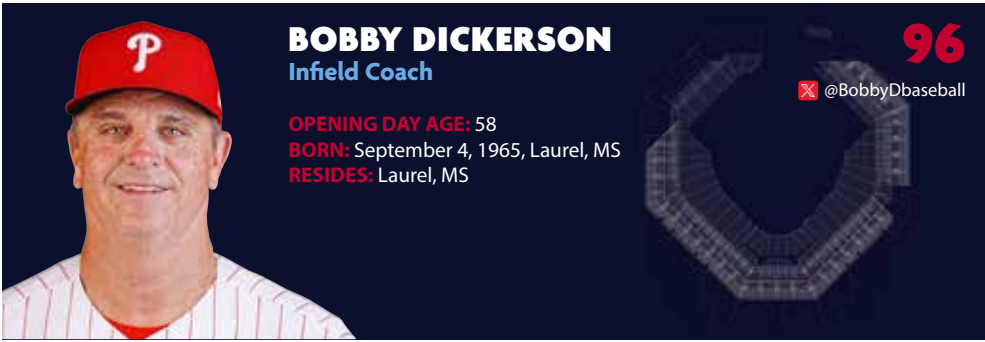
PERSONAL

Caleb Kent Cotham... Married Candace Hammell (1/12/13)... 2006 graduate of Mt. Juliet High School (TN), where as a junior and senior he was captain of the baseball team, three times All-District, District MVP as a junior, All-Region and All-State as a junior and 9-AAA Tournament MVP as a senior... Was junior class president and a member of the National Junior Honor Society... **Hobbies:** Reading, golfing and fishing

CALEB COTHAM'S CAREER STATISTICS

YEAR	CLUB	W-L	ERA	G	GS	CG	SHO	SV	IP	H	R	ER	HR	HB	BB	SO	WP	BK	AVG	
2009	GCL Yankees	0-0	0.00	1	1	0	0	0	2.0	2	0	0	0	0	0	5	0	0	.250	
	Staten Island	0-1	4.50	2	2	0	0	0	6.0	5	3	3	1	0	3	8	0	0	.217	
2010	Injured - Did not pitch																			
2011	GCL Yankees	0-0	4.50	1	1	0	0	0	2.0	2	2	1	0	0	1	3	0	0	.222	
	Staten Island	0-1	1.71	12	0	0	0	0	21.0	21	7	4	1	0	9	29	1	0	.250	
2012	Charleston	3-1	2.31	8	8	0	0	0	39.0	32	11	10	1	0	7	32	0	0	.225	
	Tampa	2-6	4.48	15	11	0	0	0	62.1	71	33	31	4	3	22	44	2	0	.289	
2013	Trenton	2-1	3.72	7	6	0	0	0	29.0	27	13	12	1	2	13	26	1	0	.245	
	Scranton/W-B	6-6	5.48	21	17	0	0	0	95.1	115	64	58	11	7	34	60	3	2	.304	
2014	Scranton/W-B	0-2	5.40	5	5	0	0	0	18.1	25	14	11	1	0	7	17	1	1	.316	
	Trenton	0-2	6.04	5	5	0	0	0	25.1	25	17	17	3	0	13	16	1	0	.269	
	GCL Yankees 2	0-0	0.00	2	1	0	0	0	2.1	1	0	0	0	0	0	4	0	0	.125	
	GCL Yankees 1	0-0	0.00	2	0	0	0	0	3.2	3	0	0	0	1	0	2	0	0	.214	
2015	Tampa	0-0	0.00	4	0	0	0	0	4.1	3	0	0	0	0	0	5	1	0	.200	
	Trenton	4-2	2.77	15	0	0	0	1	26.0	20	8	8	1	1	8	31	1	0	.208	
	Scranton/W-B	2-2	1.74	20	0	0	0	1	31.0	25	7	6	1	2	5	30	2	0	.216	
2016	NEW YORK-AL	1-0	6.52	12	0	0	0	0	9.2	14	7	7	4	0	1	11	0	0	.326	
	CINCINNATI	0-3	7.40	23	0	0	0	0	24.1	32	21	20	3	3	12	21	1	0	.323	
	Pensacola+	0-0	18.00	2	0	0	0	0	1.0	2	3	2	0	0	1	0	0	0	.333	
Minors Totals		19-24	3.98	122	57	0	0	2	368.2	379	182	163	25	16	123	312	13	3	.266	
AL	Totals	1-0	6.52	12	0	0	0	0	9.2	14	7	7	4	0	1	11	0	0	.326	
NL	Totals	0-3	7.40	23	0	0	0	0	24.1	32	21	20	3	3	12	21	1	0	.323	
ML	Totals	1-3	7.15	35	0	0	0	0	34.0	46	28	27	7	3	13	32	1	0	.324	

+ Rehab assignment



BOBBY DICKERSON

Infield Coach

@BobbyDbaseball

OPENING DAY AGE: 58

BORN: September 4, 1965, Laurel, MS

RESIDES: Laurel, MS

MANAGING/COACHING CAREER

- Rejoined the Phillies as infield coach on 10/25/21; previously served as infield coach in 2019
- The Phillies infield improved their outs above average by 24 in 2023, going from -11 OAA in 2022 to +13 in 2023; marked the 6th-biggest jump among all MLB clubs
- Served as infield coach for the NL All-Star team on 7/11/23 at T-Mobile Park
- Spent 2 seasons on SD's ML staff, first as bench coach (2020-21) and then as 3rd base coach (2021)
- Spent 6 seasons (2013-18) as 3rd base coach for BAL after 3 years (2010-12) on the club's player development staff as infield coordinator and interim manager for Norfolk (AAA)
- Worked 8 years in CHI's minor league system as manager for Iowa (AAA, 2006 & 2009), minor league infield/bunting coordinator (2006-08) and manager for West Tenn (AA, 2002-05)
- Was on ARI's player development staff for 4 years as the minor league infield instructor (2001), manager for El Paso (AA, 2000), minor league field coordinator (1999) and infield coordinator (1998)

- Began his coaching career on BAL's player development staff; worked his first 5 years as a player/coach for Rochester (AAA, 1993), minor league infield instructor (1994-97) and manager for Bluefield (R, 1996-97)
- Managed Cibao in the Dominican Winter League following the 2016 season and Mesa in the 2002 Arizona Fall League

PLAYING CAREER

- Was selected by NYY in the 23rd round of the 1987 MLB Draft
- Played 7 minor league seasons with NYY and BAL
- Was a teammate of NFL Hall of Famer Deion Sanders in 1987 with Ft. Lauderdale (A)
- Pitched 1.0 scoreless inning of relief in 1991 for Hagerstown (AA)

PERSONAL

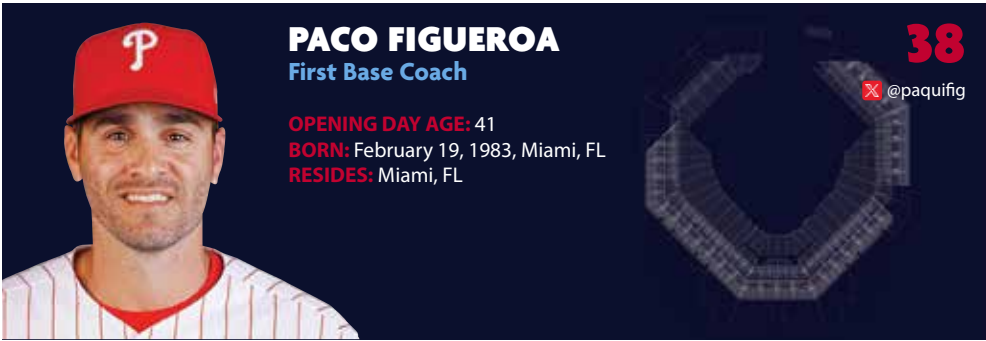
Bobby Dale Dickerson... Married, wife's name is Christine; has one daughter, Ashley, and one son, Dustin, who is an infielder in the KC minor league system after being selected by the Royals in the 2023 MLB Draft out of Southern Mississippi University... Attended Nicholls State University (LA) and was inducted into the school's Athletics Hall of Fame in 2015

BOBBY DICKERSON'S CAREER STATISTICS

YEAR	CLUB	AVG	G	AB	R	H	2B	3B	HR	RBI	SH	SF	HP	BB	SO	SB	CS	OBP	SLG	OPS	E
1987	Oneonta	.278	8	18	4	5	1	0	1	4	0	0	0	2	1	1	0	.350	.500	.850	3
	Ft. Lauderdale	.196	23	56	6	11	5	0	0	3	0	1	3	4	14	0	0	.281	.286	.567	4
1988	Ft. Lauderdale	.246	85	305	29	75	21	0	2	42	3	3	5	5	50	1	0	.267	.334	.602	14
1989	Albany	.255	21	55	8	14	2	0	1	5	1	0	2	0	12	1	0	.281	.345	.626	4
	Columbus	.185	24	65	8	12	4	0	0	5	0	1	1	2	15	0	1	.217	.246	.464	4
1990	Albany	.220	58	182	20	40	8	2	1	17	2	2	1	7	29	0	0	.250	.302	.552	14
1991	Hagerstown	.238	90	302	34	72	12	4	1	36	4	5	6	9	44	2	0	.270	.315	.585	22
	Rochester	.333	2	6	0	2	1	0	0	0	0	0	0	0	1	0	0	.333	.500	.833	0
1992	Rochester	.241	86	249	28	60	7	3	4	29	3	0	1	11	43	1	3	.276	.341	.617	12
1993	Rochester	.250	40	88	12	22	3	1	3	18	4	0	2	4	18	0	1	.298	.409	.707	5
Minors Totals		.236	437	1326	149	313	64	10	13	159	17	12	21	44	227	6	5	.269	.329	.598	82

DICKERSON'S MANAGERIAL RECORD

YEAR	CLUB	LEAGUE	W-L	POSITION
1996	Bluefield	Appalachian	42-26	1st
1997	Bluefield	Appalachian	40-29	1st
2000	El Paso	Texas	74-66	4th/1st
2002	West Tenn	Southern	73-67	4th/1st
2003	West Tenn	Southern	65-73	2nd/5th
2004	West Tenn	Southern	70-68	2nd/T-3rd
2005	West Tenn	Southern	83-56	1st/1st
2006	Iowa	Pacific Coast	6-5	-
2009	Iowa	Pacific Coast	72-72	3rd
2010	Norfolk	International	43-46	-
Minors	Totals		568-508	.528



PACO FIGUEROA

First Base Coach

OPENING DAY AGE: 41

BORN: February 19, 1983, Miami, FL

RESIDES: Miami, FL

COACHING CAREER

- Named outfield/baserunning coach on 11/6/18, his first ML coaching position; had 1st base duties added on 1/15/19
- Served as 1st base coach for the National League All-Star team on 7/11/23 at T-Mobile Park
- The Phillies increased their SB total by 36 from 2022 to 2023 and overall ranked 3rd in the NL in both SB (141) and SB% (84.4) in 2023
- In 2023, Phillies baserunners ranked 9th in MLB and 5th in the NL with 4 Runner Runs per Statcast; individually, Trea Turner ranked T-2nd in MLB with 5 Runner Runs and Brandon Marsh ranked T-11th with 3
- The Phillies finished with the 5th-most stolen bases (105) in MLB in 2022 and their 78.9% success rate (105-133) was 5th-highest in the NL (8th-highest in MLB)
- Served as minor league hitting coordinator for LAD for 3 seasons (2016-18)
- Was a coach for Team Spain in the 2017 World Baseball Classic

PLAYING CAREER

- Selected by BAL in the 9th round of the 2005 MLB Draft; had previously been drafted by ATL in 2001 (42nd round), but did not sign
- Played 6 years in BAL's minor league system before spending the 2011 season with the Phillies at Reading (AA)
- Played for Spain in the 2013 World Baseball Classic
- In 2006, was selected to the Carolina League All-Star team

PERSONAL

Francisco Figueroa... Married Natalia Noroña (2/6/21); has one son, Francisco Andres, and one daughter Cecilia Mikaela... 2001 graduate of Gulliver Preparatory School (FL), where he played baseball and basketball... Attended the University of Miami... Was teammates with his identical twin brother, Daniel, after both were selected by BAL in the 2005 MLB Draft and also in the World Baseball Classic... **Hobbies:** Exercise, golf, deep-sea fishing, yoga and axe-throwing

PACO FIGUEROA'S CAREER STATISTICS

YEAR	CLUB	AVG	G	AB	R	H	2B	3B	HR	RBI	SH	SF	HP	BB	SO	SB	CS	OBP	SLG	OPS	E
2005	Delmarva	.307	40	150	30	46	7	2	0	12	2	0	5	24	25	6	3	.419	.380	.799	4
2006	Frederick	.284	90	345	62	98	17	2	4	28	9	1	10	30	46	20	13	.358	.380	.738	20
2007	Bowie	.280	95	350	60	98	19	2	1	19	9	0	4	43	52	15	11	.365	.354	.719	12
2008	Aberdeen	.267	10	30	6	8	2	0	0	2	1	0	0	6	1	2	0	.389	.333	.722	1
	Delmarva	.314	22	86	12	27	4	0	0	8	0	3	1	8	16	4	1	.367	.360	.727	1
2009	GCL Orioles	.286	6	21	5	6	1	1	0	5	0	0	0	4	1	2	0	.400	.429	.829	0
	Bowie	.305	62	226	32	69	18	6	0	28	4	1	2	30	37	13	3	.390	.438	.828	0
2010	Bowie	.306	28	108	14	33	4	2	1	10	2	3	2	7	25	2	2	.350	.407	.757	2
	Norfolk	.266	90	297	32	79	16	1	2	26	10	1	3	21	40	8	6	.320	.347	.667	8
2011	Reading	.259	68	185	25	48	8	1	0	17	4	1	3	32	29	6	4	.376	.314	.690	2
2012	South. MD (Ind.)	.264	69	269	40	71	15	0	2	29	5	3	5	26	39	7	2	.337	.342	.679	13
Minors Totals		.285	511	1798	278	512	96	17	8	155	41	10	30	205	272	78	43	.366	.370	.736	50

FIGUEROA'S WORLD BASEBALL CLASSIC STATISTICS

YEAR	CLUB	AVG	G	AB	R	H	2B	3B	HR	RBI	SH	SF	HP	BB	SO	SB	CS	OBP	SLG	OPS	E
2013	Spain	.083	3	12	1	1	0	0	0	0	-	-	-	-	6	0	-	.214	.083	.298	-



BRAD FLANDERS

Bullpen Catcher/Assistant Catching Coach

97

OPENING DAY AGE: 42
BORN: November 30, 1981, Kansas City, MO
RESIDES: Frisco, TX



COACHING CAREER

- Joined the Phillies as bullpen catcher in 2022; took on assistant catching coach responsibilities in 2023
- Served on the coaching staff for the NL All-Star team on 7/11/23
- Served as bullpen catcher for SD in 2021
- Spent 3 seasons as a coach in the TEX minor league system from 2018-20
- Spent 11 years as a collegiate coach with Texarkana College (2007-11), Saint Louis University (2011-13), University of Arkansas (2013-14) and Abilene Christian (2014-17)

PLAYING CAREER

- Played for independent Evansville, Fargo-Moorhead and Joliet from 2004-05

PERSONAL

Bradley Flanders... Married Natasha Brick (2/13/21); has two children, Declan and Archie... Was both a high school and college teammate of current MIN bench coach Jayce Tingler... Attended Hutchinson Community College (KS) before enrolling at the University of Missouri, where he played catcher and earned All-Conference honors as the Tigers made regional appearances in 2003 and 2004...

Hobbies: Golf and fishing





BRIAN KAPLAN

Assistant Pitching Coach & Director of Pitching

93

@BrianKaplanCSP

OPENING DAY AGE: 42

BORN: March 8, 1982, Poughkeepsie, NY

RESIDES: Jupiter, FL

COACHING CAREER

- Joined the Phillies staff as assistant pitching coach and director of pitching for 2022, his first season coaching professional baseball
- In addition to his responsibilities with the ML club, also oversees pitching development throughout the organization
- Served as assistant pitching coach for the NL All-Star team on 7/11/23 at T-Mobile Park
- Phillies starting pitchers led the NL with 899.0 IP in 2023 and posted a 17.7 fWAR which was the highest among all MLB staffs
- Combined with Phillies relievers (6.7 fWAR; 3rd-best in MLB), the Phillies' 24.4 fWAR was the highest in baseball in 2023
- In 2022, Phillies starters finished 2nd in the NL in both quality starts (75) and innings pitched (896.2); Phillies relievers allowed the fewest HR (49) in the NL and averaged 9.75 SO/9.0 IP, which was 4th-highest in the NL

- Spent 3 seasons as an integrative baseball performance consultant for the Phillies from 2019-21
- Co-founder of Cressey Sports Performance (FL)
- Spent 6 seasons as head coach at The Benjamin School (FL) from 2012-17
- Served as general manager of the FTB Rockets, a high school travel baseball organization, from 2012-18

PLAYING CAREER

- Former pitcher who played collegiately at the University of Notre Dame (2000-01) and Santa Fe College (2001-02)

PERSONAL

Brian Kaplan... Married Ashley Widmann (12/5/14); has two children, Ellie and Grey... Earned an associate degree in arts, business and administration from Santa Fe College (FL)...

Hobbies: Surfing, playing golf and spending time with family



DUSTIN LIND

Assistant Hitting Coach

92

OPENING DAY AGE: 35

BORN: October 28, 1988, Bozeman, MT

RESIDES: Henderson, NV

COACHING CAREER

- Hired as assistant hitting coach on 11/27/23
- Spent the previous 4 seasons (2020-23) with SF as director of hitting and assistant major league hitting coach
- In 2019, served as SEA's director of hitting development and strategies for the major league club
- Began his coaching career with SEA in 2018 as minor league quality assurance coach
- Prior to joining SEA, served as an independent hitting consultant for major and minor league players from 2014-17

PLAYING CAREER

- Former outfielder, played at Montana State University-Billings from 2007-08 and Sierra College (CA) from 2010-11

PERSONAL

Dustin Thomas Lind... Married, wife's name is Misha... 2007 graduate of Florence Carlton High School (MT)...

2014 graduate of Idaho State University with a degree in exercise science... Earned a doctorate in physical therapy from the University of Montana in 2017... **Hobbies:** Archery and fly fishing



KEVIN LONG

Hitting Coach

OPENING DAY AGE: 57

BORN: December 30, 1966, Van Nuys, CA

RESIDES: Scottsdale, AZ

MANAGING/COACHING CAREER

- Named Phillies hitting coach on 10/13/21
- Has now reached the World Series with 4 different clubs while holding the position of hitting coach (NYY in 2009, NYM in 2015, WSH in 2019 and PHI in 2022)
- The Phillies scored 796 runs in 2023, the most for the club since 2009 (820)
- The Phillies slugged 220 HR in 2023, 2nd-most for a single season in club history (224 in 2009); club also had 6 different players with 20+ home runs which set a franchise record
- In 2023, the club again increased its year-over-year totals in several offensive stats including AVG (.253/.256), OBP (.317/.327) and SLG (.422/.438)
- Served hitting coach for the NL All-Star team on 7/11/23 at T-Mobile Park
- In his first year as hitting coach, the Phillies improved their season totals in several offensive categories from 2021 to 2022, including AVG (.240/.253), OPS (.726/.739), runs scored (734/747), HR (198/205) and XBH (484/489)
- Spent 4 seasons as hitting coach for WSH (2018-21)
- From 2018-21, WSH led the majors in OBP (.338) and led the NL in AVG (.259)
- Won a World Series with WSH in 2019 when the team led the NL in OBP (.342) and ranked 2nd in runs (873), AVG (.265) and OPS (.796)
- Spent 3 seasons as hitting coach for NYM from 2015-17
- In 2016, NYM hit 218 home runs, which was a franchise record at the time

- Served as hitting coach for NYY for 8 seasons from 2007-14
- From 2007-14, NYY led MLB in home runs (1,584) and RBI (6,206) and ranked 2nd in runs (6,485)
- Won a World Series with NYY in 2009
- Served as hitting coach for Columbus (AAA, 2004-06), Omaha (AAA, 2002-03) and Wichita (AA, 2000-01)
- Named Northwest League Co-Manager of the Year in 1999 as Spokane won the league title
- Began his coaching career in 1998 as manager for Wilmington in the Carolina League

PLAYING CAREER

- Played professionally for 8 years
- Was originally selected by KC in the 31st round of the 1989 MLB Draft
- In 1989, led Eugene (A) in games, at-bats, runs, hits, doubles and RBI

PERSONAL

Kevin Richard Long... Married Marcey Peed (2/17/90); has two daughters, Britney and Tracy, and one son, Jaron... Jaron played professionally in the NYY and WSH minor league systems... 1985 graduate of Thunderbird High School (AZ)... Attended University of Arizona where he was a second-team All-American and first-team Pac-10 in 1989... Published *Cage Rat*, a guide to hitting in 2011... **Hobbies:** Golf, traveling and collecting sports cards

KEVIN LONG'S CAREER STATISTICS

YEAR	CLUB	AVG	G	AB	R	H	2B	3B	HR	RBI	SH	SF	HP	BB	SO	SB	CS	OBP	SLG	OPS	E
1989	Eugene	.312	69	260	54	81	19	1	3	45	1	6	1	36	40	15	3	.389	.427	.816	5
1990	Baseball City	.282	85	308	53	87	17	5	2	33	7	2	0	32	28	22	6	.348	.390	.738	5
1991	Memphis	.275	106	407	60	112	18	2	3	35	6	3	2	45	63	27	10	.348	.351	.699	5
1992	Omaha	.228	88	312	28	71	16	3	1	29	2	3	0	29	41	9	5	.291	.308	.599	4
1993	Omaha	.255	17	51	7	13	2	0	0	4	1	1	0	2	13	3	0	.278	.294	.572	0
	Memphis	.272	79	301	47	82	14	6	1	20	2	2	5	37	56	7	11	.359	.369	.728	3
1994	Memphis	.208	10	24	5	5	3	0	0	1	0	0	0	5	2	2	0	.345	.333	.678	1
1995	Omaha	.250	22	64	7	16	3	0	0	1	0	0	5	8	1	2	.304	.297	.601	0	
	Wichita	.292	67	250	38	73	14	1	1	26	0	0	2	41	29	9	6	.396	.368	.764	3
1996	Wichita	.273	128	436	62	119	31	3	3	48	3	5	0	56	36	9	14	.352	.378	.730	5
Minors Totals		.273	671	2413	361	659	137	21	14	241	23	22	10	288	316	104	57	.350	.365	.715	31

LONG'S MANAGERIAL RECORD

YEAR	CLUB	LEAGUE	W-L	POSITION
1999	Spokane	Northwest	44-32	1st



RAFAEL PEÑA

Assistant Hitting Coach

94

OPENING DAY AGE: 33
BORN: November 8, 1990, Santo Domingo, DR
RESIDES: Oklahoma City, OK



2024 PHILLIES

COACHING CAREER

- Hired as assistant hitting coach on 11/16/23
- Spent 2023 as HOU's minor league hitting coordinator
- Served as hitting coach for various HOU minor league affiliates including Sugar Land (AAA) in 2022, Corpus Christi (AA) in 2021 and Quad Cities (A) in 2019
- Named hitting coach for Fayetteville (A) in 2020, but the season was cancelled due to COVID-19
- Began his coaching career as a development coach for Quad Cities in 2018
- Served as hitting coach for Glendale in the Arizona Fall League in 2021
- Also served as a hitting coach for Escogido in the Dominican Winter League during the 2022-23 season

PLAYING CAREER

- Former position player, played at Western Oklahoma State College and at the University of Science and Arts of Oklahoma where as a senior in 2015, he hit .400 and was named to the All-Sooner Athletic Conference team

PERSONAL

Rafael Peña... Has two daughters, Sophia and Isabella... Earned an associate degree in liberal arts and sciences from Western Oklahoma State College in 2013 and was a 2016 graduate of the University of Science and Arts of Oklahoma with a bachelor's degree in kinesiology and exercise science... **Hobby:** Spending time at the beach





HECTOR RABAGO

Bullpen Catcher/Assistant Catching Coach

OPENING DAY AGE: 35
BORN: August 24, 1988, Riverside, CA
RESIDES: Riverside, CA

@Hectorrabago24

COACHING CAREER

- Joined the Phillies as bullpen catcher in 2022; took on assistant catching coach responsibilities in 2023
- Served on the coaching staff for the NL All-Star team on 7/11/23
- Spent 7 seasons as a coach in the NYY minor league system from 2013-19
- Served as a player/coach with Tampa (A) in 2013
- Spent 8 seasons as an assistant coach at Riverside City College from 2014-21

PLAYING CAREER

- Played professionally in the NYY minor league system for 5 years (2009-13)
- Originally selected by NYY in the 18th round of the 2009 MLB Draft

- Played every defensive position except CF and RF in his career
- Spent the most time at catcher, where he threw out 18 of 61 attempted base stealers (29.5%)

PERSONAL

Hector Rabago... Married Jordan Hiroto (1/8/11); has three children, Juliana, Jacob and Alaia... 2006 graduate of Riverside Poly High School (CA)... Named the *Los Angeles Times*' Player of the Year as a junior in 2005... Earned a bachelor's degree in sociology from the University of Southern California... **Hobbies:** Reading, watching movies and spending quality time with family at the beach

HECTOR RABAGO'S CAREER STATISTICS

YEAR	CLUB	AVG	G	AB	R	H	2B	3B	HR	RBI	SH	SF	HP	BB	SO	SB	CS	OBP	SLG	OPS	E
2009	Staten Island	.216	34	111	10	24	2	0	1	5	2	0	5	13	16	3	2	.326	.261	.587	3
2010	Charleston	.160	40	119	7	19	3	0	3	16	5	2	4	9	29	0	0	.239	.261	.500	13
2011	Tampa	.232	23	56	7	13	2	0	1	8	3	2	1	6	14	0	0	.308	.321	.629	2
2012	Tampa	.143	31	105	6	15	1	0	1	7	0	1	3	7	21	0	0	.216	.181	.397	4
2013	Tampa	.333	1	3	0	1	0	0	0	0	0	0	0	0	1	0	0	.333	.333	.666	0
Minors Totals		.183	129	394	30	72	8	0	6	36	10	5	13	35	81	3	2	.268	.249	.517	22



CESAR RAMOS

Bullpen Coach

OPENING DAY AGE: 39

BORN: June 22, 1984, Los Angeles, CA

RESIDES: Surprise, AZ

COACHING CAREER

- Was named bullpen coach on 11/3/23
- Served as pitching coach for Lehigh Valley (AAA) for the previous 2 seasons (2022-23)
- Spent 2021 as rehab pitching coach in the Phillies minor league system
- Joined the Phillies organization in 2020 as a player information assistant

PLAYING CAREER

- Played professionally for 13 years, including parts of 8 seasons in the major leagues
- Appeared in 267 games (14 starts) for SD (2009-10), TB (2011-14), LAA (2015) and TEX (2016)
- Selected by SD in the 1st round (35th overall) of the 2005 MLB Draft

- Was originally selected by TB in the 6th round of the 2002 MLB Draft, but did not sign
- Finished his playing career with Lehigh Valley in 2017; appeared in 40 games for the IronPigs

PERSONAL

Cesar Ramos... Married, wife's name is Melanie; has one daughter, Addison, and two sons, Jameson and Greyson... 2002 graduate of El Rancho High School (CA)... Attended Long Beach State University (CA), where he pitched for three seasons (2003-05)... Finished career among school's all-time leaders in starts (2nd, 51), wins (3rd, 28), and IP (4th, 348.0)... Was a two-time all-Big West Conference selection... Rotation in 2004 also included major leaguers Jered Weaver and Jason Vargas... Shared an apartment with major leaguers Evan Longoria and Troy Tulowitzki in his junior year... Was a member of the gold-winning U.S. National Team in the 2004 World University Baseball Championship in Taiwan...

Hobbies: Golf, pickleball and spending time with family

CESAR RAMOS' CAREER STATISTICS

YEAR	CLUB	W-L	ERA	G	GS	CG	SHO	SV	IP	H	R	ER	HR	HB	BB	SO	WP	BK	AVG
2005	Eugene	0-1	6.53	6	4	0	0	0	20.2	27	21	15	3	3	7	13	2	0	.303
	Fort Wayne	3-2	4.19	7	7	1	0	0	38.2	42	19	18	0	1	7	32	2	0	.282
2006	Lake Elsinore	7-8	3.70	26	24	0	0	0	141.0	161	72	58	9	8	44	70	4	0	.292
2007	San Antonio	13-9	3.41	27	27	2	2	0	163.2	153	69	62	15	6	43	90	5	0	.249
2008	Portland	9-11	5.29	28	27	0	0	0	149.2	183	108	88	17	5	57	105	2	0	.306
2009	Portland	5-6	3.99	15	15	1	0	0	76.2	84	42	34	7	0	31	45	5	0	.247
	AZL Padres	0-1	2.25	4	2	0	0	0	8.0	8	3	2	0	0	0	8	0	0	.250
	Lake Elsinore	1-0	1.00	2	1	0	0	0	9.0	9	1	1	0	0	5	6	0	0	.250
	SAN DIEGO	0-1	3.07	5	2	0	0	0	14.2	19	5	5	0	0	4	10	0	0	.328
2010	SAN DIEGO	0-1	11.88	14	0	0	0	0	8.1	18	11	11	1	0	4	9	1	1	.419
	Portland	6-7	3.28	30	15	1	0	0	96.0	90	37	35	7	2	43	63	3	0	.261
2011	TAMPA BAY	0-1	3.92	59	0	0	0	0	43.2	36	22	19	4	3	25	31	1	0	.224
	Durham	2-0	4.50	4	0	0	0	0	4.0	5	2	2	1	0	2	1	0	0	.313
2012	Durham	5-5	3.77	25	7	0	0	1	62.0	58	30	26	10	0	16	46	0	0	.245
	TAMPA BAY	1-0	2.10	17	1	0	0	0	30.0	19	7	7	2	2	10	29	0	0	.176
2013	TAMPA BAY	2-2	4.14	48	0	0	0	1	67.1	66	31	31	6	2	22	53	3	0	.256
2014	TAMPA BAY	2-6	3.70	43	7	0	0	0	82.2	73	39	34	8	1	39	66	4	0	.233
2015	LOS ANGELES-AL	2-1	2.75	65	0	0	0	0	52.1	55	17	16	2	3	15	43	5	0	.279
2016	TEXAS	3-3	6.04	16	4	0	0	1	47.2	60	34	32	12	1	20	27	0	0	.319
	Round Rock	0-1	3.18	3	3	0	0	0	11.1	8	4	4	1	0	2	10	1	0	.195
	Toledo	2-3	6.00	8	3	0	0	0	21.0	29	14	14	2	2	6	19	4	0	.333
2017	Lehigh Valley	5-4	4.00	40	11	0	0	1	92.1	91	51	41	10	2	31	74	3	0	.259
	Minors Totals	58-58	4.03	225	146	5	2	2	894.0	948	473	400	82	29	294	582	31	0	.274
AL	Totals	10-13	3.87	248	12	0	0	2	323.2	309	150	139	34	12	131	249	13	0	.252
NL	Totals	0-2	6.26	19	2	0	0	0	23.0	37	16	16	1	0	8	19	1	0	.366
ML	Totals	10-15	4.02	267	14	0	0	2	346.2	346	166	155	35	12	139	268	14	1	.261



DUSTY WATHAN

Third Base Coach

62

@dustywathan62

OPENING DAY AGE: 50

BORN: August 22, 1973, Jacksonville, FL

RESIDES: Matthews, NC



MANAGING/COACHING CAREER

- Named Phillies 3rd base coach on 11/10/17, his first ML coaching assignment
- Also serves as catching instructor
- Served as 3rd base coach for the NL All-Star team on 7/11/23 at T-Mobile Park
- Spent 10 years as a manager in the Phillies minor league system
- Managed Lehigh Valley (AAA) to a 2017 playoff berth in his only season with the club
- Is Reading's (AA) all-time winningest manager (373-335, .527)
- Named Eastern League Manager of the Year two consecutive seasons (2015-16)
- Led Reading to back-to-back Eastern Division titles (2015-16) with 2015 being its first since 2001; also managed Reading to the playoffs in 2012
- Was the only manager to lead Reading for 5 straight seasons
- Prior to Reading, managed 2 years (2010-11) for Clearwater (A), 1 (2009) for Lakewood (A) and 1 (2008) for Williamsport (A)
- Managed in the Arizona Fall League in 2012
- Led Lakewood to the 2009 South Atlantic League championship and was named SAL Manager of the Year

PLAYING CAREER

- Played professionally for 14 years
- Was originally signed by SEA in 1994 as a non-drafted free agent
- Played in the farm systems of SEA (1994-2000), FLA (2001), MIL (2002), KC (2002), CLE (2003-05) and the Phillies (2006-07)
- Appeared in over 1,000 minor league games
- Made his ML debut in 2002 with KC, going 3-for-5 with an RBI in 3 games
- Spent the 2001 season with Portland (AA), where he played alongside his brother Derek
- Played his final 2 seasons in the Phillies minor league system

PERSONAL

Dustin James Wathan... Married Heidi Stahl (1/2/99); has two daughters, Elle and Maeve, and two sons, Huck and Gus... 1991 graduate of Blue Springs High School (MO), where he played baseball... Attended Cerritos College (CA)... His father, John Wathan, played for and managed KC, and his brother, Derek, played parts of 11 minor league seasons... **Hobby:** Spending time with his kids

DUSTY WATHAN'S CAREER BATTING STATISTICS

YEAR	CLUB	AVG	G	AB	R	H	2B	3B	HR	RBI	SH	SF	HP	BB	SO	SB	CS	OBP	SLG	OPS	E
1994	AZL Mariners	.209	35	86	14	18	2	0	1	7	0	0	3	11	13	0	0	.320	.267	.587	7
1995	Wisconsin	.091	5	11	1	1	0	0	1	3	0	0	1	0	3	0	0	.167	.364	.530	0
	Everett	.271	53	181	32	49	9	1	6	25	1	0	7	17	26	2	1	.356	.431	.787	8
1996	Lancaster	.260	74	246	41	64	10	1	8	40	3	1	6	26	65	1	1	.344	.407	.751	8
1997	Lancaster	.297	56	202	27	60	17	0	4	35	1	1	7	21	51	0	1	.381	.441	.822	7
	Memphis	.268	49	149	20	40	4	1	4	19	0	1	5	19	28	1	1	.368	.389	.757	4
1998	Tacoma	.294	19	51	6	15	1	1	0	8	2	0	2	6	10	0	0	.390	.353	.743	1
	Orlando	.256	69	234	32	60	10	0	2	21	2	2	15	28	39	3	1	.369	.325	.694	1
1999	New Haven	.279	96	333	37	93	16	2	4	37	4	1	12	24	60	4	1	.349	.375	.724	8
2000	Tacoma	.325	64	203	25	66	12	0	3	29	4	1	12	15	28	0	2	.403	.429	.831	2
2001	Portland	.269	55	134	24	36	10	0	2	21	1	0	17	13	28	0	1	.402	.388	.790	3
2002	Huntsville	.160	9	25	2	4	2	0	0	2	0	0	2	4	0	0	0	.276	.240	.516	1
	Omaha	.288	49	160	22	46	9	1	1	26	3	1	10	16	36	1	1	.385	.375	.760	4
	KANSAS CITY	.600	3	5	1	3	1	0	0	1	0	0	1	0	1	0	0	.667	.800	1.467	0
2003	Akron	.273	9	33	3	9	2	0	0	4	0	2	0	0	4	0	0	.257	.333	.590	0
	Buffalo	.277	61	188	21	52	7	0	2	15	2	0	5	18	31	3	0	.355	.346	.701	1
2004	Buffalo	.303	77	238	41	72	15	1	1	24	2	1	13	17	30	3	0	.379	.387	.766	4
2005	Buffalo	.262	83	256	41	67	9	0	14	51	4	2	14	24	51	2	2	.355	.461	.816	5
2006	Scranton/W-B	.239	80	238	25	57	10	0	5	27	4	2	8	21	47	1	0	.320	.345	.664	4
2007	Ottawa	.272	75	243	24	66	14	1	0	23	2	2	12	18	39	3	1	.349	.337	.687	4
	Reading	.400	1	5	1	2	0	0	0	0	0	0	0	0	0	0	0	.400	.400	.800	0
Minors Totals		.273	1019	3216	439	877	159	9	58	417	35	17	151	296	593	24	13	.360	.382	.742	72
ML Totals		.600	3	5	1	3	1	0	0	1	0	0	1	0	1	0	0	.667	.800	1.467	0

WATHAN'S CAREER PITCHING STATISTICS

YEAR	CLUB	W-L	ERA	G	GS	CG	SHO	SV	IP	H	R	ER	HR	HB	BB	SO	WP	BK
2003	Buffalo	0-0	0.00	1	0	0	0	0	0.1	0	0	0	0	0	0	0	0	0
2004	Buffalo	0-0	0.00	2	0	0	0	0	2.0	0	0	0	0	0	2	0	0	0
Minors Totals		0-0	0.00	3	0	0	0	0	2.1	0	0	0	0	0	2	0	0	0

WATHAN'S MANAGERIAL RECORD

YEAR	CLUB	LEAGUE	W-L	POSITION
2008	Williamsport	New York-Penn	38-37	T-3rd
2009	Lakewood	South Atlantic	78-58	2nd
2010	Clearwater	Florida State	67-72	T-3rd/5th
2011	Clearwater	Florida State	75-69	2nd/3rd
2012	Reading	Eastern	76-66	2nd
2013	Reading	Eastern	62-80	6th
2014	Reading	Eastern	66-76	6th
2015	Reading	Eastern	80-61	1st
2016	Reading	Eastern	89-52	1st
2017	Lehigh Valley	International	80-62	2nd
Minors	Totals		711-633	.531



2024 PHILLIES 40-MAN ROSTER

Manager: Rob Thomson (59); **Coaches:** Mike Calitri (95), Caleb Cotham (65), Bobby Dickerson (96), Paco Figueroa (38), Brad Flanders (97), Brian Kaplan (93), Dustin Lind (92), Kevin Long (53), Rafael Peña (94), Hector Rabago (98), Cesar Ramos (91), Dusty Wathan (62); **Dir. of Medical Services:** Dr. Steven Cohen; **Head Athletic Trainer:** Paul Buchheit; **Asst. Athletic Trainers:** Joe Rauch and Christian Bernudez; **ML Physical Therapist:** Alex Plum; **Dir. of Strength & Conditioning & Nutrition:** Morgan Gregory; **Asst. ML Strength & Conditioning Coach:** Furey Leiva.

#	PITCHERS (21)	B-T	HT	WT	BORN	BIRTHPLACE	RESIDENCE	2023 CLUB(S)	W-L	ERA	G	GS	CG	SHO	SV	IP	H	R	ER	HR	HB	BB	SO	WP	BK	MLSER	
49	Allard, Kolby	L-L	6-1	200	8/13/97	San Clemente, CA	San Clemente, CA	Gwinnett+	0-0	2.70	2	2	0	0	0	6.2	6	2	2	0	0	2	8	0	0	3,162	
46	Alvarado, José	L-L	6-2	255	5/21/95	Maracaibo, VZ	Maracaibo, VZ	PHILLIES	0-1	6.57	4	3	0	0	0	12.1	16	9	9	3	0	4	13	1	0	6,088	
75	Brogdon, Connor	R-R	6-6	205	1/29/95	Clovis, CA	Madera, CA	LehighValley+ Reading+	1-0	0.00	3	0	0	0	0	3.0	2	0	0	0	1	1	4	0	0	0	
68	Castillo, Max	R-R	6-2	280	5/4/99	Caracas, VZ	Miranda, VZ	PHILLIES	2-1	4.06	27	1	0	0	0	29.0	29	14	13	5	1	13	26	2	0	2,139	
54	Covey, Dylan	R-R	6-1	215	8/14/91	Glendale, CA	Glendora, CA	Omaha KANSAS CITY	6-7	4.58	22	21	0	0	0	116.0	117	66	59	31	3	28	94	7	0	0,080	
58	Dominguez, Seranthony	R-R	6-1	225	11/25/94	Esperanza, DR	Esperanza, DR	Oklahoma City LOS ANGELES-NL	1-0	4.22	7	6	0	0	0	32.0	28	16	15	3	1	18	28	1	0	3,138	
23	Hoffman, Jeff	R-R	6-5	230	1/8/93	Troy, NY	Lake Mary, FL	PHILLIES	1-3	3.69	28	1	0	0	0	40.0	5	2	2	0	2	2	0	1	0	0	
50	Kerkering, Orion	R-R	6-2	210	4/4/01	Huntington Bch, CA	Nokomis, FL	LAD/PHI	1-3	3.77	29	1	0	0	0	43.0	48	22	18	5	2	16	27	0	0		
43	Marte, Yunior	R-R	6-1	205	2/2/95	Santo Domingo, DR	Santo Domingo, DR	PHILLIES	0-0	0.00	2	0	0	0	0	2.0	1	0	0	0	0	0	0	0	0	5,131	
63	Mercado, Michael	R-R	6-4	210	4/15/99	Greenville, SC	San Diego, CA	LehighValley	0-2	7.00	9	0	0	0	0	9.0	5	8	7	1	0	7	16	0	0	5,084	
57	Nelson, Nick	R-R	6-1	215	12/5/95	Panama City, FL	Wesley Chapel, FL	PHILLIES	5-2	2.41	54	0	0	0	0	52.1	29	16	14	3	2	19	69	4	0	0,010	
27	Nola, Aaron	R-R	6-2	200	6/4/93	Baton Rouge, LA	St. Petersburg, FL	Clearwater+	0-0	0.00	2	2	0	0	0	4.2	3	0	0	0	0	0	5	0	0	2,085	
56	Ortiz, Luis	R-R	6-3	257	9/22/95	Sanger, CA	Fresno, CA	Reading	0-0	1.38	3	3	0	0	0	13.0	12	3	2	0	1	1	12	1	0	0	
39	Rucker, Michael	R-R	6-1	215	4/27/94	Columbus, MS	Bonney Lake, WA	LehighValley	7-3	4.35	20	20	0	0	0	97.1	102	48	47	13	8	42	75	2	0		
61	Sánchez, Christopher	L-L	6-6	190	12/12/96	La Romana, DR	La Romana, DR	PHILLIES	1-0	1.69	1	0	0	0	0	5.1	2	1	1	0	0	2	3	0	0		
30	Soto, Gregory	L-L	6-2	234	11/11/95	Haina, DR	Nigua, DR	PHILLIES	12-9	4.46	32	32	0	0	0	193.2	178	105	96	32	1	45	202	2	0	8,076	
25	Strahm, Matt	R-L	6-3	193	11/12/91	West Fargo, ND	Phoenix, AZ	PHILLIES	4-1	4.60	33	1	0	0	0	5	45.0	38	25	23	2	7	13	45	0	2	0,103
55	Suárez, Ranger	L-L	6-1	220	8/26/95	Pie de Cuesta, VZ	Carora, VZ	PHILLIES	0-0	3.32	14	0	0	0	0	19.0	23	7	7	1	0	5	16	0	0		
22	Turnbull, Spencer	R-R	6-3	215	9/18/92	Demopolis, AL	Dallas, TX	CHICAGO-NL	2-1	4.91	35	0	0	0	0	40.1	39	22	22	6	3	19	40	1	0	1,156	
99	Walker, Tajuan	S-R	6-4	243	8/13/92	Shreveport, LA	Paradise Valley, AZ	Iowa	3-2	4.35	10	8	0	0	0	49.2	43	24	24	6	4	29	44	3	0	1,083	
45	Wheeler, Zack	L-R	6-4	200	5/30/90	Smyrna, GA	Dallas, GA	PHILLIES	3-5	3.44	19	18	0	0	0	99.1	88	44	38	16	3	16	96	3	0	4,102	
								PHILLIES	9-5	3.29	56	10	0	0	0	3	60.1	47	34	31	6	22	65	5	0	7,064	
								Reading+	0-0	0.00	1	1	0	0	0	0	87.2	68	34	11	3	21	108	1	0	4,112	
								LehighValley+	1-0	1.29	2	2	0	0	0	7.0	4	1	0	0	0	1	4	0	0	0	
								PHILLIES	4-6	4.18	22	22	0	0	0	125.0	129	59	58	13	2	48	119	4	0		
								DETROIT	1-4	7.26	7	7	0	0	0	31.0	37	26	25	5	3	15	24	2	0	5,020	
								West Michigan+	0-0	3.60	2	2	0	0	0	5.0	4	2	1	0	0	5	2	0	0	0	
								Toledo+	0-1	6.86	6	31	0	0	0	0	17.2	155	87	16	2	11	25	0	0		
								PHILLIES	15-6	4.38	61	61	0	0	0	0	172.2	155	87	84	20	8	71	138	3	1	9,142
								PHILLIES	13-6	3.61	32	32	0	0	0	192.0	168	82	77	20	9	39	212	1	0	10,098	

2024 PHILLIES 40-MAN ROSTER

#	CATCHERS (3)	B-T	HT	WT	BORN	BIRTHPLACE	RESIDENCE	2023 CLUB(S)	AVG	G	AB	R	H	2B	3B	HR	RBI	SH	SF	HP	BB	SO	SB	CS	E	MLSR	
13	Marchán, Rafael	S-R	5-9	200	2/25/99	San Cristóbal, VZ	Caracas, VZ	Clearwater+ Jersey Shore+ Lehigh Valley	.600 .297 .300	1 51 252	5 175 489	0 17 70	3 27 123	0 13	0 2	0 3	0 30	0 0	0 3	0 5	0 24	0 35	0 18	0 16	0 5	0 2	1,075
10	Realmutó, J.T.	R-R	6-1	212	3/18/91	Del City, OK	Nichols Hills, OK	PHILLIES	.252	135	489	70	123	28	5	20	63	0	5	9	35	138	16	5	2	9,038	
21	Stubbs, Garrett	L-R	5-10	170	5/26/93	San Diego, CA	Del Mar, CA	PHILLIES	.204	41	113	15	23	4	1	1	12	1	0	2	9	29	2	0	5	3,120	

#	INFELDERS (9)	B-T	HT	WT	BORN	BIRTHPLACE	RESIDENCE	2023 CLUB(S)	AVG	G	AB	R	H	2B	3B	HR	RBI	SH	SF	HP	BB	SO	SB	CS	E	MLSR
28	Bohm, Alec	R-R	6-5	225	8/2/96	Omaha, NE	Clearwater, FL	PHILLIES	.274	145	558	74	153	31	0	20	97	0	6	5	42	94	4	1	9	3,106
29	Castro, Rodolfo	S-R	6-0	205	5/21/99	Los Llanos, DR	Santo Domingo, DR	PITTSBURGH Indianapolis PHILLIES	.228 .192 .100	78 12 110	197 52 30	19 7	45 10	2	0	6 22	0 0	1 0	5 1	5 3	21 1	62 1	0 0	4 2	11,127	
2	Clemens, Kody	L-R	6-1	190	5/15/96	Houston, TX	Tomball, TX	PHILLIES	.211	92	227	21	48	7	0	6	24	0	0	2	5	23	74	1	4	1,035
24	Hall, Darick	L-R	6-4	250	7/25/95	Hereford, AZ	Hereford, AZ	PHILLIES	.230	49	139	15	32	7	0	4	13	0	1	8	40	0	0	1	0	1,611
3	Harper, Bryce	L-R	6-3	210	10/16/92	Las Vegas, NV	Las Vegas, NV	Clearwater+ Lehigh Valley	.375 .311	2 74	8 286	3 46	3 89	1 11	0 18	0 57	0 5	0 1	0 42	0 65	0 0	0 0	0 0	0 3	0	11,159
33	Sosa, Edmundó	R-R	6-0	200	3/6/96	Panama City, Panama	Panama City, Panama	PHILLIES	.251	104	279	34	70	15	2	10	30	2	1	9	8	74	4	2	11	3,140
5	Stott, Boyson	L-R	6-2	195	10/6/97	Las Vegas, NV	Las Vegas, NV	PHILLIES	.280	151	585	78	164	32	2	15	62	1	8	7	39	100	31	3	5	2,000
7	Turner, Trea	R-R	6-2	185	6/30/93	Boynton Beach, FL	Boynton Beach, FL	PHILLIES	.266	155	639	102	170	35	5	26	76	0	1	6	45	150	30	0	*23	7,135
37	Wilson, Weston	R-R	6-4	215	9/11/94	High Point, NC	Nashville, TN	Lehigh Valley PHILLIES	.259 .313	125 8	460 16	90 5	119 5	19 0	3 0	31 0	86 2	4 0	2 0	0 0	0 6	5 3	1 1	0	0	0,020

#	OUTFIELDERS (5)	B-T	HT	WT	BORN	BIRTHPLACE	RESIDENCE	2023 CLUB(S)	AVG	G	AB	R	H	2B	3B	HR	RBI	SH	SF	HP	BB	SO	SB	CS	E	MLSR
8	Castellanos, Nick	R-R	6-4	203	3/4/92	Hialeah, FL	Davis, FL	PHILLIES	.272	157	626	79	170	37	2	29	106	0	6	3	36	185	11	2	0	10,029
44	Cave, Jake	L-L	6-0	198	12/4/92	Hampton, VA	McKinney, TX	PHILLIES	.212	65	184	18	39	8	1	5	21	1	2	1	15	55	3	0	1	4,071
16	Marsh, Brandon	L-R	6-4	220	12/18/97	Buford, GA	Buford, GA	PHILLIES	.277	133	404	58	112	25	6	12	60	1	4	4	59	144	10	2	5	2,078
19	Pache, Cristian	R-R	6-2	215	11/19/98	Santo Domingo, DR	Santo Domingo, DR	Lehigh Valley+ PHILLIES	.500 .238	2 48	6 84	1 12	2 7	1 1	2 11	1 1	0 0	0 0	0 0	10 2	6 7	27 2	3 1	0 0	2,031	
18	Rojas, Johan	R-R	6-0	182	8/14/00	S.F. de Macoris, DR	S.F. de Macoris, DR	Jersey Shore+ Lehigh Valley+ Clearwater+ Reading PHILLIES	.000 .235 .306 .273 .302	2 13 76 59	6 51 320 149	1 10 56 24	0 12 98 45	0 2	0 0	0 5	0 0	0 0	0 0	0 4	0 24	59 30	8 5	0 8	0	0,080

#	UTILITY (1)	B-T	HT	WT	BORN	BIRTHPLACE	RESIDENCE	2023 CLUB(S)	AVG	G	AB	R	H	2B	3B	HR	RBI	SH	SF	HP	BB	SO	SB	CS	E	MLSR
9	Merrifield, Whit	R-R	6-1	195	1/24/89	Florence, SC	Winston-Salem, NC	TORONTO	.272	145	547	66	149	27	0	11	67	0	6	3	36	101	26	10	5	7,101

#	DESIGNATED HITTER (1)	B-T	HT	WT	BORN	BIRTHPLACE	RESIDENCE	2023 CLUB(S)	AVG	G	AB	R	H	2B	3B	HR	RBI	SH	SF	HP	BB	SO	SB	CS	E	MLSR
12	Schwarber, Kyle	L-R	6-0	229	3/5/93	Middletown, OH	Middletown, OH	PHILLIES	.197	160	585	108	115	19	1	47	104	0	3	6	126	*215	0	2	5	8,086

* League leader; # Tied for league lead; + Rehab assignment; Roster as of 2/25/24

2024 NON-ROSTER INVITEES

#	PITCHERS (11)	B-T	HT	WT	BORN	BIRTHPLACE	RESIDENCE	2023 CLUB(S)	W-L	ERA	G	GS	CG	SHO	SV	IP	H	R	ER	HR	HB	BB	SO	WP	BK	MLSE
74	Abel, Mick	R-R	6-5	210	8/18/01	Portland, OR	Vancouver, WA	Reading	5-5	4.14	22	22	0	0	0	108.2	73	53	50	15	5	62	126	2	0	0.000
								Lehigh Valley	0-1	3.86	1	0	0	0	0	4.2	5	2	2	0	3	3	6	0	0	
64	Bellatti, Andrew	R-R	6-1	210	8/5/91	San Diego, CA	Buckeys, AZ	PHILLIES	1-0	5.11	27	0	0	0	0	24.2	25	15	14	4	0	12	25	0	0	2.026
								Clearwater+	0-0	0.00	2	0	0	0	0	2.0	1	0	0	0	0	1	4	0	0	
								Lehigh Valley	1-0	2.42	27	0	0	0	0	26.0	21	7	2	3	14	29	2	0	0	
31	Brice, Austin	R-R	6-4	238	6/19/92	Hong Kong, China	Chapel Hill, NC	Reno	0-0	24.00	5	0	0	0	0	3.0	6	12	8	1	2	9	3	0	0	4.018
								St. Paul	3-1	5.54	32	0	0	0	0	37.1	36	23	3	2	18	40	3	0	0	
52	Buchanan, David	R-R	6-3	200	5/11/89	Atlanta, GA	Easton, PA	Samsung (Korea)	12-8	2.54	30	30	1	0	0	188.0	174	71	53	4	6	43	139	7	1	1.008
60	Burr, Ryan	R-R	6-4	225	5/28/94	Highlands Ranch, CO	Tempe, AZ	Durham	2-1	3.09	18	1	0	0	0	23.1	20	11	8	2	0	4	23	1	0	2.014
71	McGarry, Griff	R-R	6-2	205	6/8/99	San Francisco, CA	Portola Valley, CA	Clearwater	0-0	9.00	1	1	0	0	0	1.0	1	1	1	1	0	2	0	0	0	0.000
								Reading	1-1	3.13	13	3	0	0	0	54.2	31	23	19	4	2	36	74	4	0	
								Lehigh Valley	0-2	41.54	3	0	0	0	0	4.1	8	20	20	0	1	14	5	2	0	
76	McKay, Tyler	R-R	6-5	195	8/18/97	Lee's Summit, MO	Lee's Summit, MO	Reading	2-3	2.54	25	0	0	0	0	28.1	19	11	8	3	10	32	1	0	0	0.000
								Lehigh Valley	2-3	2.67	23	0	0	0	0	27.0	21	11	8	0	5	19	24	1	0	
72	Phillips, Tyler	R-R	6-5	225	10/27/97	Lumberton, NJ	Lumberton, NJ	Reading	4-5	5.03	17	16	0	0	0	82.1	84	48	12	2	30	80	4	1	0	0.000
								Lehigh Valley	0-2	4.69	9	9	0	0	0	40.1	51	30	21	1	3	22	30	1	0	
51	Pinto, Ricardo	R-R	6-0	165	1/20/94	Guacara, VZ	San Joaquin, VZ	Dos Laredos (Ind.)	2-3	5.44	10	10	0	0	0	49.2	54	33	30	10	3	14	41	3	0	0.095
								Mexico (Ind.)	3-2	3.34	9	5	0	0	0	32.1	41	15	12	1	2	7	18	1	1	
66	Ruiz, José	R-R	6-1	235	10/21/94	Guacara, VZ	Orlando, FL	CHICAGO-AL	0-0	22.09	4	0	0	0	0	3.2	8	9	9	3	2	4	3	0	1	3.170
								ARIZONA	2-1	4.43	34	1	0	0	0	40.2	44	22	20	7	4	17	39	3	1	
								CWS/ARI	2-1	5.89	38	1	0	0	0	44.1	52	31	29	10	6	21	36	3	1	
								Reno	0-1	4.10	17	4	0	0	0	26.1	24	12	12	3	1	13	33	2	0	
78	Snyder, Nick	R-R	6-4	180	10/10/95	Palm City, FL	Fort Pierce, FL	Injured - Did not pitch																		0.059

#	CATCHERS (4)	B-T	HT	WT	BORN	BIRTHPLACE	RESIDENCE	2023 CLUB(S)	AVG	G	AB	R	H	2B	3B	HR	RBI	SH	SF	HP	BB	SO	SB	CS	E	MLSE
67	Gallagher, Cam	R-R	6-3	230	12/6/92	Lancaster, PA	Prosper, TX	CLEVELAND	.126	56	143	6	18	6	0	0	7	0	1	1	4	46	0	0	3	5.073
41	García, Aramis	R-R	6-2	225	1/12/93	Hialeah, FL	Phoenix, AZ	Lehigh Valley	.251	53	195	28	49	11	0	14	44	0	2	5	8	56	3	0	7	3.036
								Jersey Shore	.091	3	11	0	1	0	0	2	0	1	0	0	0	5	0	0	0	
85	Roberts, Cody	R-R	6-1	200	6/16/96	Johns Creek, GA	Johns Creek, GA	Reading	.214	72	215	33	46	11	0	6	15	1	3	4	16	52	2	2	8	0.000
73	Simoneit, William	R-R	6-4	225	10/14/96	Park Ridge, IL	Mesa, AZ	Midland	.237	72	253	40	60	15	1	7	39	0	1	10	24	79	3	0	5	0.000

#	INFELDERS (2)	B-T	HT	WT	BORN	BIRTHPLACE	RESIDENCE	2023 CLUB(S)	AVG	G	AB	R	H	2B	3B	HR	RBI	SH	SF	HP	BB	SO	SB	CS	E	MLSE
4	Kingery, Scott	R-R	5-10	180	4/29/94	Phoenix, AZ	Tampa, FL	Lehigh Valley	.244	117	405	68	99	18	3	13	47	5	5	3	48	135	24	1	5	3.051
80	Podkul, Nick	R-R	6-2	210	4/11/97	Munster, IN	Schererville, IN	Reading	.285	45	165	31	47	8	3	12	35	0	4	27	41	0	0	1	0	0.000
								Lehigh Valley	.280	8	25	9	7	1	0	2	5	0	0	4	5	5	0	0	0	

#	OUTFIELDERS (5)	B-T	HT	WT	BORN	BIRTHPLACE	RESIDENCE	2023 CLUB(S)	AVG	G	AB	R	H	2B	3B	HR	RBI	SH	SF	HP	BB	SO	SB	CS	E	MLSE
35	Dahl, David	L-R	6-2	205	4/11/94	Birmingham, AL	Phoenix, AZ	SAN DIEGO	.111	4	9	1	1	0	0	1	1	0	0	0	0	2	0	0	0	4.166
								El Paso	.265	17	68	11	18	5	0	1	10	0	0	0	8	7	0	0	0	
								Oklahoma City	.282	54	213	33	60	21	0	8	39	0	0	1	23	43	3	0	0	
77	De La Cruz, Carlos	R-R	6-8	232	10/6/99	Yonkers, NY	Yonkers, NY	Reading	.259	*129	*509	80	*132	25	1	24	67	0	5	#14	54	*160	3	0	4	0.000
70	Kroon, Matt	R-R	6-1	196	12/5/96	Scottsdale, AZ	Scottsdale, AZ	Reading	*319	79	298	53	24	2	8	44	0	#8	5	33	66	22	6	10	0.000	
								Lehigh Valley	.381	15	63	12	24	2	3	13	1	1	0	11	15	4	2	0	0	
								Jersey Shore	.200	3	10	1	2	0	0	1	0	0	0	0	2	3	0	1	0	
40	Muzziotti, Simón	L-L	6-1	200	12/27/98	Cumaná, VZ	Maturín, VZ	Lehigh Valley	.296	124	473	67	140	22	4	7	61	1	3	2	45	81	26	12	5	0.056
47	Stevenson, Cal	L-L	5-10	204	9/12/96	Fremont, CA	Maticopa, AZ	Las Vegas	.348	7	23	7	8	2	0	0	0	0	0	0	6	3	0	0	0	0.036
								Sacramento	.163	13	49	8	8	0	0	1	1	0	0	1	8	19	2	2	1	
								SAN FRANCISCO	.000	6	9	1	0	0	0	0	0	0	0	0	3	2	0	0	0	
								Lehigh Valley	.271	56	144	39	39	5	0	8	30	3	7	2	46	45	14	3	0	

* League leader, # Tied for league lead, + Rehab assignment; Roster as of 2/25/24




MICK ABEL

Right-Handed Pitcher

74

@mickabel
@mickabel13

B-T: R-R
HT: 6-5; **WT:** 210
OPENING DAY AGE: 22
BORN: August 18, 2001, Portland, OR
RESIDES: Vancouver, WA
HOW OBTAINED: Selected by Phillies in 1st round (15th overall) of 2020 MLB Draft



Non-Roster Invitee

2024 PHILLIES

2023

- Was a non-roster invitee to Phillies ML spring training
- Spent majority of the season with Reading (AA) but made 1 start for Lehigh Valley (AAA) following a promotion on 9/22
- In 23 combined starts between both levels, posted a 4.13 ERA (52 ER, 113.1 IP) with 132 strikeouts and limited the 482 batters he faced to a .192 AVG
- Allowed 3 ER or fewer in 18 of his 23 starts, 2 ER or fewer in 17 of 23 and 1 ER or none in 12 of 23
- Posted a 2.61 ERA in 20 of his 23 starts (29 ER, 100.0 IP); allowed a total of 23 ER in 13.1 IP over a span of 3 starts with Reading (5/12 vs New Hampshire, 5/26 vs Harrisburg and 8/16 vs Somerset)
- Was the starting pitcher for the National League in the All-Star Futures Game at T-Mobile Park on 7/8; earned the win with a scoreless inning and 2 strikeouts
- Was named an Organization All-Star by MiLB.com
- Following the season, was ranked as the No. 2 overall prospect in the Phillies minor league system and the No. 45 prospect in baseball by MLB Pipeline

2022

- Ranked 3rd among Phillies minor leaguers in innings (108.1) and starts (23) and was T-3rd in strikeouts (130)
- Began season with Jersey Shore (A)
- Averaged 10.86 SO/9.0 IP (103 SO, 85.1 IP) with Jersey Shore
- Struck out 10 batters on 7/29 at Wilmington
- Promoted to Reading on 8/20, where he spent the remainder of the season
- Named Eastern League Pitcher of the Week, 8/29-9/4
- Following the season, was named the No. 2 prospect in the Phillies system by *Baseball America*
- Between both levels, was 8-11, 3.90 ERA (47 ER, 108.1 IP), 130 SO in 23 starts

2021

- Began pro career with Clearwater (A)
- Averaged 13.30 SO/9.0 IP (66 SO, 44.2 IP)
- Struck out 34.9% of the batters he faced (66-189)
- Held opponents to a .174 AVG (27-155)
- Made his pro debut, 5/5 vs Lakeland
- Was placed on the IL with right shoulder tendinitis, 8/3, and missed the remainder of the season
- Following the season, was ranked as the No. 1 prospect in the Phillies system by *Baseball America*
- Baseball America* also rated his fastball as the best in the club's minor league system
- Participated in Florida Instructional League

2020

- Did not pitch during the regular season
- Participated in FIL
- Following the season, was ranked as the No. 2 prospect in the Phillies system by *Baseball America*

PERSONAL

McLean Stine Abel... 2020 graduate of Jesuit High School (OR)... Was a two-time Gatorade Oregon Baseball Player of the Year (2019 and 2020)... Selected as a 2020 *Baseball America* High School Preseason All-American (First Team)... As a junior, went 10-0 with a 1.26 ERA, 111 strikeouts, 72.1 innings pitched, and helped his team win a state championship... In 150.2 innings pitched during his high school career, posted an 18-3 record with a 1.98 ERA and 213 strikeouts... Won a silver medal as a member of Team USA in the 2019 World Baseball Softball Confederation U-18 Baseball World Cup... Became the highest-selected high school pitcher in the 1st round by the Phillies since Gavin Floyd (4th overall) in 2001... **Hobbies:** Video games and golf... **Signed by:** Zach Friedman

MICK ABEL'S CAREER STATISTICS

YEAR	CLUB	W-L	ERA	G	GS	CG	SHO	SV	IP	H	R	ER	HR	HB	BB	SO	WP	BK	AVG
2020	Did not pitch																		
2021	Clearwater	1-3	4.43	14	14	0	0	0	44.2	27	23	22	5	6	27	66	2	0	.174
2022	Jersey Shore	7-8	4.01	18	18	0	0	0	85.1	75	42	38	6	6	38	103	3	1	.230
	Reading	1-3	3.52	5	5	0	0	0	23.0	19	9	9	5	2	12	27	0	1	.224
2023	Reading	5-5	4.14	22	22	0	0	0	108.2	73	53	50	15	5	62	126	2	0	.188
	Lehigh Valley	0-1	3.86	1	1	0	0	0	4.2	5	2	2	0	3	3	6	0	0	.278
Minors Totals		14-20	4.09	60	60	0	0	0	266.1	199	129	121	31	22	142	328	7	2	.205

ABEL'S CAREER TRANSACTIONS

- Selected by Philadelphia in 1st round (15th overall) of 2020 MLB Draft



KOLBY ALLARD

Left-Handed Pitcher

B-T: L-L

HT: 6-1; **WT:** 200

OPENING DAY AGE: 26

BORN: August 13, 1997, San Clemente, CA

RESIDES: San Clemente, CA

ML SERVICE: 3 years, 162 days

HOW OBTAINED: Signed by Phillies as a free agent, 1/23/24

2023

- Began the season on the IL with ATL (right oblique strain); made 2 rehab appearances with Gwinnett (AAA) before being activated on 6/28
- Appeared in 4 games (3 starts) for ATL before being placed back on the IL on 7/17 and missed the remainder of the season with a left shoulder injury

2022

- Made TEX's Opening Day roster and appeared in 10 games over 5 stints
- Made 20 starts for Round Rock (AAA) and averaged 11.43 SO/9.0 IP (113 SO, 89.0 IP)
- Made 10 relief appearances for TEX and had 19 strikeouts to 6 walks
- Picked up his first ML save on 6/12 at CWS (1.0 IP, SO)

2021

- Pitched for TEX and set career highs in most categories
- Had a career-long 12.0-inning scoreless streak, 6/5-19
- Posted a 3.69 ERA (26 ER, 63.1 IP) with a .668 OPP OPS in 18 games (8 GS) before the All-Star break compared to a 7.19 ERA (49 ER, 61.1 IP) and .885 OPP OPS in 14 games (9 GS) following the break

2020

- Made his first career Opening Day roster
- Made 8 starts for TEX but also appeared 3 times in relief

2019

- Began the season in ATL's organization and pitched for Gwinnett
- Traded to TEX on 7/30 and was assigned to Nashville (AAA)
- Recalled by TEX on 8/9 and spent the rest of the season in the majors
- Went 4-0 with a 3.78 ERA (14 ER, 33.1 IP) over his first 6 starts for TEX
- TEX went 6-3 in his 9 starts

2018

- Prior to the season was rated as the No. 58 overall prospect in the minors by MLB.com
- Was a non-roster invitee to ML spring training
- Spent most of the season with Gwinnett and was named an International League midseason All-Star
- Had 4 stints with ATL: 7/31, 8/7, 8/11-18 and 8/29-end of season
- Made his ML debut in a start on 7/31 vs MIA and picked up the win (5.0 IP)
- Named an ATL Organization All-Star by MiLB.com

2017

- Pitched for Mississippi (AA)
- Named Southern League Pitcher of the Week on two occasions, 5/1-7 and 8/28-9/4
- Named a Southern League midseason and postseason All-Star
- Following the season, was named the best left-handed pitcher in the Southern League

2016

- Spent his second pro season with Rome (A) and Danville (R)
- Combined to go 8-3 with a 2.98 ERA (29 ER, 87.2 IP) in 16 starts between both levels
- Had 11 SO in 6.1 IP on 8/3 vs Lexington
- Tossed his first professional complete game on 8/26 vs Augusta (5.0 IP)

2015

- Began professional career at 17 years old with Gulf Coast League Braves (R)
- Struck out 12 of the 20 batters he faced (60%)

PERSONAL

Kolby Kenneth Allard... Attended San Clemente High School (CA), where he went 15-3 with a 1.74 ERA in his career... Was the starting pitcher for the USA Baseball 18U National Team in the 2014 18U Pan American Championship... **Hobbies:** Surfing and golf... **Signed by:** Dan Cox

KOLBY ALLARD'S CAREER STATISTICS

YEAR	CLUB	W-L	ERA	G	GS	CG	SHO	SV	IP	H	R	ER	HR	HB	BB	SO	WP	BK	AVG
2015	GCL Braves	0-0	0.00	3	3	0	0	0	6.0	1	0	0	0	1	0	12	0	0	.053
2016	Danville	3-0	1.32	5	5	0	0	0	27.1	18	4	4	0	2	5	33	1	2	.186
	Rome	5-3	3.73	11	11	1	0	0	60.1	54	27	25	5	2	20	62	2	0	.244
2017	Mississippi	8-11	3.18	27	27	2	1	0	150.0	146	62	53	11	1	45	129	10	0	.258
2018	Gwinnett	6-4	2.72	19	19	0	0	0	112.1	102	37	34	6	2	34	89	1	1	.249
	ATLANTA	1-1	12.38	3	1	0	0	0	8.0	19	12	11	3	1	4	3	0	1	.463
2019	Gwinnett	7-5	4.17	20	20	0	0	0	110.0	119	60	51	15	2	36	98	2	0	.284
	Nashville	0-0	0.00	1	1	0	0	0	5.0	4	0	0	0	0	2	8	0	0	.235
2020	TEXAS	4-2	4.96	9	9	0	0	0	45.1	52	26	25	3	2	19	33	1	0	.281
	TEXAS	0-6	7.75	11	8	0	0	0	33.2	31	29	29	4	1	20	32	1	0	.238
2021	TEXAS	3-12	5.41	32	17	0	0	0	124.2	128	80	75	29	4	31	104	4	0	.258
2022	TEXAS	1-2	7.29	10	0	0	0	1	21.0	21	17	17	9	1	6	19	0	0	.263
	Round Rock	3-3	4.65	20	20	0	0	0	89.0	81	50	46	21	2	38	113	7	1	.237
2023	Gwinnett+	0-0	2.70	2	2	0	0	0	6.2	6	2	2	0	0	2	8	0	0	.231
	ATLANTA	0-1	6.57	4	3	0	0	0	12.1	16	9	9	2	0	4	13	1	0	.308
Minors Totals		32-26	3.41	108	108	3	1	0	566.2	531	242	215	58	12	182	552	23	4	.251
AL Totals		8-22	5.85	62	34	0	0	1	224.2	232	152	146	45	8	76	188	6	0	.260
NL Totals		1-2	8.85	7	4	0	0	0	20.1	35	21	20	5	1	8	16	1	1	.376
ML Totals		9-24	6.10	69	38	0	0	1	245.0	267	173	166	50	9	84	204	7	1	.271

+ Rehab assignment

ALLARD'S CAREER TRANSACTIONS

- Selected by Atlanta Braves in 1st round (14th overall) of 2015 MLB Draft
- Traded to Texas Rangers for Chris Martin (rhp), July 30, 2019
- Traded to Atlanta Braves for Jake Odorizzi (rhp) and cash considerations, November 9, 2022
- On injured list with a right oblique strain, March 30-June 27, 2023; included rehab assignment to Gwinnett, June 18-27
- On injured list with a left shoulder injury, July 17, 2023 through the remainder of the season
- Signed by Philadelphia as a free agent, January 23, 2024

ALLARD'S CAREER FIELDING

POSITION	PCT	G	PO	A	E	TC	DP
Pitcher	.895	69	6	11	2	19	0

ALLARD'S GAME HIGHS

LOW-HIT CG: N/A... **SHUTOUTS:** N/A... **STRIKEOUTS:** 9 – 7/5/21 vs DET... **WALKS:** 4 – 4 times, last: 9/16/21 vs HOU... **LONGEST OUTING:** 7.0 inn. – 9/2/20 at HOU... **WINNING STREAK:** 4 games – 8/14-9/5/19... **LOSING STREAK:** 8 games – 2 times, last: 6/24-8/4/21... **SCORELESS STREAK:** 12.0 inn. – 6/5-19/21



JOSÉ ALVARADO

Left-Handed Pitcher

46

@jaal46

B-T: L-L

HT: 6-2; **WT:** 255

OPENING DAY AGE: 28

BORN: May 21, 1995, Maracaibo, VZ

RESIDES: Maracaibo, VZ

ML SERVICE: 6 years, 88 days

HOW OBTAINED: Acquired from Tampa Bay Rays in a three-team trade with Los Angeles Dodgers, 12/29/20

CONTRACT STATUS: Signed a three-year contract extension with a club option for 2026 on 2/17/23

2023

- Among NL relievers, was 1st in SO/9.0 IP (13.94) and 2nd in SO % (37.2%) & FIP (2.41)
- Limited opponents to a slash line of .196/.281/.307 (.588 OPS ranked 12th among all NL relievers in 2023)
- Appeared in his second World Baseball Classic with Venezuela (also 2017) and made 3 scoreless appearances (3.0 IP, 3 H, BB, 5 SO) with 1 save
- Began the year with no walks issued to his first 55 batters faced (14.1 IP)
- Before allowing his first walk on 6/9 vs LAD (Vargas), had gone 18 games without issuing one which was the longest streak by a Phillies reliever since Jonathan Papelbon in 2014 (21 games) and the longest for a Phillies LHP since Billy Wagner (also 18 games) in 2004
- In April, posted a 0.73 ERA (ER, 12.1 IP) with 5 SV, 24 SO, 0 BB, 0.49 WHIP and a .140 OPP AVG
- Became the first Phillies LHP since Cliff Lee in 2014 to face at least 45 LHH in a single season and permit 0 walks
- With RISP, held opponents to a .105 AVG (4-38) with 15 SO and with RISP and 2 outs, held opponents to a .067 AVG (1-15) with 8 SO
- Converted a career-high 10 of 12 save opportunities (previous high: 8 SV in 2018 for TB)
- Had a career-best 18.2-inning scoreless streak (8/26/22-4/12/23); had 36 strikeouts, 3 walks and 5 hits allowed over the streak
- Set a franchise record with 14 consecutive outings with multiple SO from 9/13/22-4/18/23 (gm 1) (34 SO in 15.0 IP) which was also a career-best streak
- Struck out 11 consecutive batters over a span of 5 games from 4/1-12 and became the first ML relief pitcher in the expansion era (since 1961) to do so
- Was on the 15-day IL (left elbow inflammation), 5/8-6/8; included rehab assignment to Lehigh Valley (AAA), 6/3-5 and Reading (AA), 6/6-8
- Was on the 15-day IL (left elbow inflammation), 7/7-8/20; included rehab assignment to Lehigh Valley, 8/15-20
- Posted a 2.35 ERA (4 ER, 15.1 IP) over his final 16 appearances of the season following his second IL stint
- Appeared in 8 of the Phillies' 13 postseason games and posted a 1.13 ERA (ER, 8.0 IP) with 5 holds while stranding 7 of 8 inherited runners
- Each of his first 7 appearances (7.2 IP) were scoreless and worked more than 1.0 inning twice

2022

- Among NL relievers, was 3rd in SO/9.0 IP (14.29), 4th in SO % (37.9), T-9th in SO (81)
- Had the highest SO/9.0 IP by any Phillie with at least 50.0 IP in a season and highest SO % by any Phillie with at least 200 batters faced in a season

- Led all Phillies relievers with 1.7 fWAR
- Set career bests in SO/9.0 IP, SO % and swing and miss % (38.4)
- Began season with the Phillies and was optioned to Lehigh Valley on 5/26, where he made 4 appearances before being recalled on 6/12
- Posted a 1.66 ERA (7 ER, 38.0 IP) and 0.95 WHIP (14 BB, 22 H) with 64 SO, 1 HR, held opponents to a .164/.243/.246 slash line and stranded 13 of 15 inherited runners over his final 42 appearances (since 6/12)
- His 1.66 ERA from 6/12 on was 7th in the NL among pitchers with at least 35.0 IP
- Over his final 22 appearances (beginning 8/3), posted a 0.43 ERA (1 ER, 21.0 IP), T-4th in MLB in that span (min. 20.0 IP), and struck out 35 while walking four
- Finished the season with an active 13.2-inning scoreless streak that began on 8/26
- Allowed only 3 singles and struck out 23 of the 46 (50.0%) batters he faced during the scoreless streak
- Struck out multiple batters in each of his final 7 appearances, tied for the most-ever consecutive appearances with multiple strikeouts by any Phillies reliever in a single season (Tug McGraw)
- Struck out 61.5% of the batters he faced (16 of 26) in his final 7 appearances
- Had 2 saves: 7/17 at MIA and 9/22 vs ATL
- Recorded a team-high 22 holds
- Appeared in 12 of the Phillies' 17 postseason games
- Earned his first career postseason save in Game 1 of the NLCS at SD and earned the victory in the pennant-clinching win in Game 5 vs SD

2021

- Among NL relievers, was 2nd in inherited runners stranded (81.2%), T-5th in wins (7) and T-6th in OPP GIDP (9)
- Held LHH to a .123 AVG (9-73) and .164 SLG with just one extra-base hit (HR) and retired 24 of the final 27 LHH he faced (0-24, BB, 2 HBP)
- Was the first Phillies reliever to start a season 6-0 since 2011, when Antonio Bastardo also started 6-0
- Was on the COVID-related IL, 4/19-25
- Was on the suspended list, 5/3-4
- Had a 1.80 ERA (4 ER, 20.0 IP) over 20 appearances, 5/5-6/25
- Stranded each of his final 12 inherited runners and 21 of his last 23 from 6/4 through the end of the season
- Had at least 1 strikeout in 13 straight appearances
- Did not allow an earned run in 12 straight appearances, 8/3-9/12 (9.1 IP) and had a 1.32 ERA (2 ER, 13.2 IP) in 18 appearances, 8/3-9/23
- Was on the 10-day IL, 8/8-25 (left shoulder impingement); included a rehab assignment to Lehigh Valley, 8/24-25

- Averaged 10.99 SO/9.0 IP (68 SO, 55.2 IP) and had multiple strikeouts in 20 of his appearances
- The Phillies were 40-24 in his 64 appearances

2020

- Appeared in only 9 games with TB before going on the IL on 8/15 for the remainder of the regular season with left shoulder inflammation
- Appeared in 2 ALCs games against HOU

2019

- Began the season with 10 consecutive scoreless appearances and posted a 1.04 ERA (2 ER, 17.1 IP) in his first 18 appearances
- Allowed 5 ER in 0.2 IP on 7/3 vs BAL but allowed only 11 ER in his other 29.1 IP (3.38 ERA)
- Was limited to 35 appearances due to a stint on the family medical emergency list (6/2-27) and two stints on the IL, first with a right oblique strain (7/7-8/12) and then with left elbow inflammation (8/25-end of season)

2018

- Led all TB relievers with a 2.39 ERA (17 ER, 64.0 IP) and ranked 2nd with 70 appearances in his first full season in the majors
- His 0.14 HR/9.0 IP (1 HR, 64.0 IP) was the best in the majors (min. 50.0 IP)
- His 32 holds tied teammate Chaz Roe for the AL lead and were 2nd-most in AL history by a LHP
- At 22 years, 312 days, was the youngest TB player to make an Opening Day roster since 2012
- Recorded his first ML save on 4/30 at DET
- From 6/12 through the end of the season, posted a 1.72 ERA (7 ER, 36.2 IP) in 43 appearances
- On 6/26 vs WSH, moved from pitcher to 1st base for one batter and then back to pitcher, becoming the first pitcher in club history to appear at another defensive position
- Earned his first ML win, 7/10 vs DET
- From the start of August through the end of the season, struck out 46.7% (35 of 75) batters he faced, allowing only 9 hits and 6 walks
- Held opponents to a .183 AVG (42-229)
- His average sinker velocity of 97.3 mph was the 3rd-fastest of any pitcher to throw the pitch, trailing only Aroldis Chapman (100.9 mph) and Jordan Hicks (100.5 mph), per Statcast

2017

- Began season with Montgomery (AA) and was recalled on 5/3, bypassing the triple-A level
- Made his ML debut on 5/3 vs MIA
- Was optioned to Durham (AAA) on 6/28 and recalled by TB for his second stint on 8/4
- Made 5 scoreless appearances in his second stint with the club, striking out 9 of 16 batters faced
- On 8/4 vs MIL, struck out all 3 batters he faced on 9 total pitches for an “immaculate inning”
- Optioned to Durham on 8/14 and recalled for the third time on 9/5 for the remainder of the season
- In his 25 minor league appearances between Montgomery and Durham, averaged 12.13 SO/9.0 IP (40 SO/29.2 IP)
- Prior to the season, pitched in 3 games for Venezuela in the World Baseball Classic, including 2.1 innings in a 4-3 comeback win over Italy in a tiebreaker game

2016

- Began season with Bowling Green (A)
- All 10 of his appearances with Bowling Green were 2.0 IP or longer
- Was promoted to Charlotte (A) on 5/16
- Posted a 5.56 ERA (14 ER, 22.2 IP) in his first 15 appearances but finished the season with a 2.31 ERA (6 ER, 23.1 IP) over his final 12 outings
- Held LHH to a .184 AVG (14-for-76) with one HR and 28 SO between the two levels
- Was used exclusively in relief for the first time since his 2012 debut season
- Following the season, pitched for La Guaira in the Venezuelan Winter League

2015

- Spent season with Princeton (R)
- Following the season, pitched for La Guaira in the VWL

2014

- Spent season with Gulf Coast League Rays (R), where he started 11 of his 12 games
- Was tied for the team lead in starts and 2nd in strikeouts (46)

2013

- Spent second season with Venezuelan Summer League Rays (R)
- His 10.64 SO/9.0 IP (54 SO, 45.2 IP) was 2nd in the VSL and 1st among VSL starters
- Ranked 4th in the league in ERA (1.97, min. 40.0 IP) and 6th in strikeouts

2012

- Began pro career with VSL Rays, working exclusively in relief

PERSONAL

José Antonio Alvarado... Has one son, Dylan José, and two daughters, Victoria Valentina and Joseannys Darana...

Hobbies: Spending time with family, fishing and hunting...

Signed by: Euclides Vargas and Ronnie Blanco



JOSÉ ALVARADO'S CAREER STATISTICS

YEAR	CLUB	W-L	ERA	G	GS	CG	SHO	SV	IP	H	R	ER	HR	HB	BB	SO	WP	BK	AVG
2012	VSL Rays	2-3	3.81	12	0	0	0	0	26.0	20	14	11	0	4	17	20	11	1	.211
2013	VSL Rays	1-8	1.97	13	13	0	0	0	45.2	41	23	10	2	0	21	54	17	1	.238
2014	GCL Rays	1-5	3.79	12	11	0	0	0	40.1	28	28	17	1	2	29	46	7	1	.190
2015	Princeton	0-2	9.53	5	5	0	0	0	17.0	18	19	18	1	5	13	18	0	0	.300
2016	Bowling Green	2-0	1.46	10	0	0	0	2	24.2	12	5	4	0	1	17	34	4	1	.150
	Charlotte	2-1	3.91	27	0	0	0	0	46.0	38	27	20	1	0	38	51	10	0	.222
2017	Montgomery	2-1	2.38	9	0	0	0	0	11.1	4	3	3	1	0	5	14	1	0	.111
	TAMPA BAY	0-3	3.64	35	0	0	0	0	29.2	24	12	12	1	0	9	29	2	0	.216
	Durham	0-2	3.93	16	0	0	0	1	18.1	11	8	8	1	0	13	26	3	0	.162
2018	TAMPA BAY	1-6	2.39	70	0	0	0	8	64.0	42	21	17	1	1	29	80	2	0	.183
2019	TAMPA BAY	1-6	4.80	35	1	0	0	7	30.0	29	18	16	2	0	27	39	8	0	.254
	Charlotte+	0-0	0.00	1	0	0	0	0	1.0	0	0	0	0	0	0	0	0	0	.000
	Durham+	0-0	3.38	4	0	0	0	0	2.2	2	1	1	1	0	2	3	0	0	.200
2020	TAMPA BAY	0-0	6.00	9	0	0	0	0	9.0	9	7	6	2	2	6	13	3	0	.250
2021	PHILLIES	7-1	4.20	64	0	0	0	5	55.2	42	30	26	5	7	47	68	9	1	.213
	Lehigh Valley+	0-0	0.00	1	1	0	0	0	1.0	0	0	0	0	0	1	1	0	0	.000
2022	PHILLIES	4-2	3.18	59	0	0	0	2	51.0	38	21	18	2	1	24	81	5	0	.203
	Lehigh Valley	1-0	0.00	4	0	0	0	1	4.0	1	0	0	0	0	1	5	0	0	.083
2023	PHILLIES	0-2	1.74	42	0	0	0	10	41.1	30	15	8	3	0	18	64	3	0	.196
	Lehigh Valley+	1-0	0.00	3	0	0	0	0	3.0	2	0	0	0	0	1	4	0	0	.182
	Reading+	0-1	18.00	1	0	0	0	0	1.0	3	2	2	0	0	0	0	0	0	.500
Minors Totals		12-23	3.50	118	31	0	0	4	242.0	180	130	94	8	13	158	276	53	4	.206
AL Totals		2-15	3.46	149	1	0	0	15	132.2	104	58	51	6	3	71	161	15	0	.212
NL Totals		11-5	3.16	165	0	0	0	17	148.0	110	66	52	10	8	89	213	17	1	.205
ML Totals		13-20	3.30	314	1	0	0	32	280.2	214	124	103	16	11	160	374	32	1	.208

+ Rehab assignment

ALVARADO'S WILD CARD SERIES STATISTICS

YEAR	CLUB, OPP	W-L	ERA	G	GS	CG	SHO	SV	IP	H	R	ER	HR	HB	BB	SO	WP	BK	AVG
2022	PHI, STL	0-0	13.50	2	0	0	0	0	1.1	1	2	2	1	0	2	0	0	0	.200
2023	PHI, MIA	0-0	0.00	1	0	0	0	0	1.0	1	0	0	0	0	0	2	1	0	.250
WC Totals		0-0	7.71	3	0	0	0	0	2.1	2	2	2	1	0	2	2	1	0	.222

ALVARADO'S DIVISION SERIES STATISTICS

YEAR	CLUB, OPP	W-L	ERA	G	GS	CG	SHO	SV	IP	H	R	ER	HR	HB	BB	SO	WP	BK	AVG
2022	PHI, ATL	0-0	2.45	3	0	0	0	0	3.2	1	1	1	1	0	0	5	0	0	.083
2023	PHI, ATL	0-0	0.00	3	0	0	0	0	3.0	1	0	0	0	0	2	2	0	0	.100
DS Totals		0-0	1.35	6	0	0	0	0	6.2	2	1	1	1	0	2	7	0	0	.091

ALVARADO'S LEAGUE CHAMPIONSHIP SERIES STATISTICS

YEAR	CLUB, OPP	W-L	ERA	G	GS	CG	SHO	SV	IP	H	R	ER	HR	HB	BB	SO	WP	BK	AVG
2020	TB, HOU	0-0	0.00	2	0	0	0	0	1.2	1	0	0	0	0	3	4	0	0	.167
2022	PHI, SD	1-0	0.00	3	0	0	0	1	3.0	3	0	0	0	0	2	4	0	0	.231
2023	PHI, ARI	0-0	2.25	4	0	0	0	0	4.0	5	1	1	0	0	1	2	0	0	.333
LCS Totals		1-0	1.04	9	0	0	0	1	8.2	9	1	1	0	0	6	10	0	0	.265

ALVARADO'S WORLD SERIES STATISTICS

YEAR	CLUB, OPP	W-L	ERA	G	GS	CG	SHO	SV	IP	H	R	ER	HR	HB	BB	SO	WP	BK	AVG
2022	PHI, HOU	0-0	10.80	4	0	0	0	0	3.1	4	4	4	1	2	1	5	1	0	.308

ALVARADO'S WORLD BASEBALL CLASSIC STATISTICS

YEAR	CLUB	W-L	ERA	G	GS	CG	SHO	SV	IP	H	R	ER	HR	HB	BB	SO	WP	BK	AVG
2017	Venezuela	1-0	9.00	3	0	0	0	0	3.0	1	3	3	1	0	3	4	0	0	.111
2023	Venezuela	0-0	0.00	3	0	0	0	1	3.0	3	0	0	0	0	1	5	0	0	.250
WBC Totals		1-0	4.50	6	0	0	0	1	6.0	4	3	3	1	0	4	9	0	0	.190

ALVARADO'S CAREER TRANSACTIONS

- Signed by Tampa Bay Rays as an amateur free agent, March 13, 2012
- On injured list with a right oblique strain, July 7-August 12, 2019; included rehab assignments to Charlotte, August 4-5, and Durham, August 6-12
- On injured list with left elbow inflammation, August 25, 2019 through the remainder of the season
- On injured list with left shoulder inflammation, August 15, 2020 through the remainder of the season; included rehab assignment to alternate training site, September 4-27
- Traded to Philadelphia, December 29, 2020; Los Angeles Dodgers acquired Garrett Cleavinger (lhp) from Philadelphia and Tampa Bay Rays acquired Dillon Paulson (inf) and a player to be named later from Los Angeles Dodgers
- On COVID-related injured list, April 19-25, 2021
- On injured list with a left shoulder impingement, August 8-25, 2021; included rehab assignment to Lehigh Valley, August 24-25
- On injured list with left elbow inflammation, May 8-June 8, 2023; included rehab assignments to Lehigh Valley, June 3-5 and Reading, June 6-8
- On injured list with left elbow inflammation, July 7-August 20, 2023; included rehab assignment to Lehigh Valley, August 15-20

ALVARADO'S CAREER FIELDING

POSITION	PCT	G	PO	A	E	TC	DP
Pitcher	.944	314	10	24	2	36	3
First base	---	1	0	0	0	0	0

ALVARADO'S GAME HIGHS

LOW-HIT CG: N/A... **SHUTOUTS:** N/A... **STRIKEOUTS:** 4 – 3 times, last: 6/16/21 at LAD... **WALKS:** 4 – 9/26/21 vs PIT... **LONGEST OUTING:** 2.0 inn. – 5 times, last: 6/16/21 at LAD... **WINNING STREAK:** 6 games – 4/4-7/17/21... **LOSING STREAK:** 8 games – 8/3/18-7/3/19... **SCORELESS STREAK:** 18.2 inn. – 8/26/22-4/12/23





ANDREW BELLATTI

Right-Handed Pitcher

64

B-T: R-R

HT: 6-1; **WT:** 210

OPENING DAY AGE: 32

BORN: August 5, 1991, San Diego, CA

RESIDES: Buckeye, AZ

ML SERVICE: 2 years, 26 days

HOW OBTAINED: Signed by Phillies as a minor league free agent,
11/19/21



Non-Roster Invitee

2023

- Made his first career Opening Day roster and appeared in 27 games for the Phillies over 4 stints
- Credited with the win in the Phillies' first victory of the season, 4/4 at NYY
- With the Phillies, allowed 6 ER in 3.1 IP (16.20 ERA) over a span of 4 games from 4/11-20 and posted a 3.38 ERA (8 ER, 21.1 IP) in his other 23 appearances
- Was on the 15-day IL (right triceps tendinitis), 4/21-5/9; included a rehab assignment to Clearwater (A), 5/5-9
- Also made 27 appearances for Lehigh Valley (AAA) where he led the IronPigs with 6 saves
- With the IronPigs, posted a season-best 14.0-inning scoreless streak from 6/2-7/30 (14 G)
- After the season, was a part of the club's stay-ready camp in Clearwater for the duration of the postseason

2022

- Among NL relievers, was 8th in SO/9.0 IP (12.83) & SO % (33.8)
- His 59 appearances were tied for most on the team with José Alvarado and he was 2nd in strikeouts (78) among Phillies relievers
- Set career highs in several categories, including games, strikeouts, wins (4), innings (54.1) and saves (2)
- Attended ML spring training with the Phillies as a non-roster invitee and began the season with Lehigh Valley
- Had his contract selected on 4/14 and made his Phillies debut that day at MIA
- Retired 30 of the first 42 batters he faced (71.4%)
- Earned his first win as a Phillie on 5/12 at LAD, his first ML win since 9/11/15 vs BOS, pitching for TB
- Recorded his first ML save on 6/26 at SD
- Recorded his 60th strikeout of the season on his 173rd batter faced, the 2nd-quickest Phillie ever to 60 strikeouts in a season after Ken Giles' 149 batters faced in 2014
- Posted a 1.76 ERA (3 ER, 15.1 IP) over his final 16 appearances beginning on 8/21
- Held RHH to a .209 AVG (27-129)
- Posted a 1.29 ERA (1 ER, 7.0 IP), 0.43 WHIP (BB, 2 H), 9 SO in 8 games during his first-ever postseason, including 5 scoreless, hitless appearances in the NLCS (2 G, 1.1 IP) and WS (3 G, 3.0 IP)

2021

- Signed by MIA as a minor league free agent on 5/30 and was assigned to Pensacola (AA)
- Promoted to Jacksonville (AAA) on 6/14
- Had his contract selected for a brief stint with MIA, 7/19-22
- Was designated for assignment on 7/23 and outrighted to Jacksonville for the remainder of the season

- Allowed 1 run or fewer in 24 of his 26 appearances with Jacksonville, and 21 of his 26 were scoreless
- Struck out 38 of the 115 batters he faced (33.0%) with Jacksonville

2020

- Did not pitch

2019

- Was signed by independent Sugar Land in April and appeared in one game
- Was signed by NYY on 4/29 and made his organizational debut with Tampa (A)
- Promoted to Trenton (AA) on 6/7 and was released on 8/22

2017-18

- Did not pitch due to injury

2016

- Was on the IL from 5/1-6/23 (right shoulder strain) and 7/26-9/10 (right shoulder inflammation); appeared in only 13 games between Charlotte (A), Montgomery (AA) and Durham (AAA)

2015

- Was a non-roster invitee to ML spring training with TB
- Began season with Durham and had his contract selected by TB on 5/9
- Made his ML debut on 5/9 vs TEX, throwing 3.1 scoreless innings and earning a win
- Was the 10th TB pitcher ever to win his ML debut and third reliever to do so
- Was the first TB pitcher to earn a win in a relief appearance of 3.0 innings or longer in his debut
- Had 4 stints with TB: 5/9-17, 6/1-6, 6/9-7/11 and 9/8-end of season
- Was on the 15-day IL with right shoulder tendinitis, 6/10-7/7; included a rehab assignment to Charlotte, 6/30-7/7
- 13 of his 17 appearances were scoreless, including 6 straight, 9/19-27
- Had a 1.19 ERA (3 ER, 22.1 IP) entering his final appearance (3 ER, 0.2 IP)
- All 6 earned runs he allowed came via home run

2014

- Spent season with Montgomery
- Made a professional-high 46 appearances
- His 80 strikeouts were tied for the team lead among relievers

2013

- Began season with Charlotte
- Promoted to Montgomery on 4/14 and transferred back to Charlotte on 6/9 for the remainder of the season
- 14 of his 22 appearances with Charlotte were scoreless

2012

- Spent season with Bowling Green (A)
- Made 1 start and then transitioned to a relief role, appearing in 39 games in relief
- Averaged 9.79 SO/9.0 IP (99 SO, 91.0 IP), and his 99 strikeouts led the team despite him predominantly pitching in relief

2011

- Spent season with Hudson Valley (A)
- Ranked 3rd among TB minor leaguers and 7th in the New York-Penn League with a 2.63 ERA (30 ER, 91.0 IP)

- Led the team with 63 strikeouts
- Made 13 starts and appeared in 2 games in relief

2010

- Spent season with Princeton (R)
- His 63 strikeouts ranked 2nd on the club

2009

- Began pro career with Gulf Coast League Rays (R)

PERSONAL

Andrew James Bellatti... Married Kylee Ballew (11/11/16); has two daughters, Brylyn and Hartlee... 2009 graduate of Steele Canyon High School (CA)... **Hobbies:** Having Sunday barbecues, hanging out with his family, playing video games and working out... **Signed by:** Jake Wilson

ANDREW BELLATTI'S CAREER STATISTICS

YEAR	CLUB	W-L	ERA	G	GS	CG	SHO	SV	IP	H	R	ER	HR	HB	BB	SO	WP	BK	AVG
2009	GCL Rays	1-0	3.38	12	3	0	0	0	29.1	30	12	11	1	3	7	29	2	0	.265
2010	Princeton	2-5	4.04	13	13	0	0	0	64.2	56	35	29	4	1	16	63	1	1	.237
2011	Hudson Valley	3-5	2.63	15	13	0	0	0	72.0	66	26	21	1	1	23	63	0	0	.250
2012	Bowling Green	7-3	2.97	40	1	0	0	5	91.0	74	33	30	9	5	30	99	6	0	.221
2013	Charlotte	6-3	2.95	22	0	0	0	2	55.0	39	19	18	2	1	17	52	2	1	.195
	Montgomery	1-1	7.09	14	0	0	0	1	26.2	32	24	21	6	1	11	18	1	1	.296
2014	Montgomery	2-6	3.68	46	0	0	0	6	71.0	69	32	29	6	0	22	80	1	0	.253
2015	Durham	2-1	5.24	20	4	0	0	1	46.1	50	28	27	5	1	15	44	1	0	.278
	TAMPA BAY	3-1	2.31	17	0	0	0	0	23.1	16	7	6	4	1	10	18	0	0	.198
	Charlotte+	0-0	7.71	2	2	0	0	0	4.2	8	6	4	2	0	0	1	0	0	.364
2016	Durham	0-1	8.44	6	0	0	0	0	5.1	8	5	5	0	0	5	10	0	0	.348
	Charlotte	0-0	2.25	3	0	0	0	0	4.0	2	1	1	0	0	1	4	0	0	.143
	Montgomery	0-2	9.00	4	0	0	0	0	5.0	6	6	5	1	1	3	7	1	0	.273
2019	Sugar Land (Ind.)	0-0	0.00	1	0	0	0	0	1.0	0	0	0	0	0	3	0	0	0	.000
	Tampa	1-0	6.43	4	0	0	0	0	7.0	7	5	5	0	1	3	8	3	0	.259
	Trenton	2-0	5.28	21	0	0	0	0	30.2	33	20	18	4	2	8	27	2	0	.280
2020	Did not pitch																		
2021	Pensacola	0-1	0.00	4	0	0	0	0	3.1	1	1	0	0	1	2	4	1	0	.100
	Jacksonville	1-2	1.52	26	0	0	0	11	29.2	15	7	5	2	3	10	38	1	0	.149
	MIAMI	0-0	13.50	3	0	0	0	0	3.1	6	5	5	0	0	2	4	0	0	.353
2022	Lehigh Valley	0-0	0.00	2	0	0	0	0	1.1	2	0	0	0	1	0	3	1	0	.400
	PHILLIES	4-4	3.31	59	1	0	0	2	54.1	47	25	20	5	1	25	78	1	0	.234
2023	PHILLIES	1-0	5.11	27	0	0	0	0	24.2	25	15	14	4	0	12	25	0	0	.250
	Clearwater+	0-0	0.00	2	0	0	0	0	2.0	1	0	0	0	0	1	4	0	0	.143
	Lehigh Valley	1-0	2.42	27	0	0	0	6	26.0	21	7	7	2	3	14	29	2	0	.219
	Minors Totals	29-30	3.69	283	36	0	0	32	575.0	520	267	236	45	25	188	583	25	3	.241
AL	Totals	3-1	2.31	17	0	0	0	0	23.1	16	7	6	4	1	10	18	0	0	.198
NL	Totals	5-4	4.26	89	1	0	0	2	82.1	78	45	39	9	1	39	107	1	0	.245
ML	Totals	8-5	3.83	106	1	0	0	2	105.2	94	52	45	13	2	49	125	1	0	.236

+ Rehab assignment

BELLATTI'S WILD CARD SERIES STATISTICS

YEAR	CLUB, OPP	W-L	ERA	G	GS	CG	SHO	SV	IP	H	R	ER	HR	HB	BB	SO	WP	BK	AVG
2022	PHI, STL	Did not pitch																	

BELLATTI'S DIVISION SERIES STATISTICS

YEAR	CLUB, OPP	W-L	ERA	G	GS	CG	SHO	SV	IP	H	R	ER	HR	HB	BB	SO	WP	BK	AVG
2022	PHI, ATL	0-0	3.38	3	0	0	0	0	2.2	2	1	1	1	0	0	3	0	0	.200

BELLATTI'S LEAGUE CHAMPIONSHIP SERIES STATISTICS

YEAR	CLUB, OPP	W-L	ERA	G	GS	CG	SHO	SV	IP	H	R	ER	HR	HB	BB	SO	WP	BK	AVG
2022	PHI, SD	0-0	0.00	2	0	0	0	0	1.1	0	0	0	0	0	1	3	0	0	.000

BELLATTI'S WORLD SERIES STATISTICS

YEAR	CLUB, OPP	W-L	ERA	G	GS	CG	SHO	SV	IP	H	R	ER	HR	HB	BB	SO	WP	BK	AVG
2022	PHI, HOU	0-0	0.00	3	0	0	0	0	3.0	0	0	0	0	0	0	3	0	0	.000

BELLATTI'S CAREER TRANSACTIONS

- Selected by Tampa Bay Rays in 12th round of 2009 MLB Draft
- On injured list with right shoulder tendinitis, June 10-July 7, 2015; included rehab assignment to Charlotte, June 30-July 7
- Signed by Baltimore Orioles as a minor league free agent, March 13, 2017
- Signed by New York Yankees as a minor league free agent, April 29, 2019
- Signed by Miami Marlins as a minor league free agent, May 30, 2021
- Signed by Philadelphia as a minor league free agent, November 19, 2021
- On injured list with right triceps tendinitis, April 21-May 9, 2023; included a rehab assignment to Clearwater, May 5-9

BELLATTI'S CAREER FIELDING

POSITION	PCT	G	PO	A	E	TC	DP
Pitcher	.700	106	2	5	3	10	1

BELLATTI'S GAME HIGHS

LOW-HIT CG: N/A... **SHUTOUTS:** N/A... **STRIKEOUTS:** 4 – 2 times, last: 8/29/22 at ARI... **WALKS:** 3 – 3 times, last: 9/15/22 at MIA... **LONGEST OUTING:** 3.1 inn. – 5/9/15 vs TEX... **WINNING STREAK:** 2 games – 3 times, last: 8/10-9/21/22... **LOSING STREAK:** 3 games – 5/30-6/28/22... **SCORELESS STREAK:** 8.2 inn. – 9/2-24/22



ALEC BOHM

Infielder

28

@alecbohm

B-T: R-R

HT: 6-5; **WT:** 225

OPENING DAY AGE: 27

BORN: August 3, 1996, Omaha, NE

RESIDES: Clearwater, FL

ML SERVICE: 3 years, 106 days

HOW OBTAINED: Selected by Phillies in 1st round (3rd overall) of 2018 MLB Draft



2023

- Set new single-season career highs in doubles (31), home runs (20), XBH (51), RBI (97) and walks (42)
- Ranked T-3rd in MLB (2nd in NL) with 52 hits with RISP and T-2nd in MLB (T-1st NL) with 25 hits with 2 outs and RISP
- Defensively, led the team at two positions, playing 90 games (80 starts) at 3rd base and 80 games (59 starts) at 1st base
- Collected 3 walk-off hits, the most on the team; singles on 5/24 vs ARI, 7/25 vs BAL and 9/22 vs NYM
- Made his third straight Opening Day roster and slugged his first career Opening Day HR on 3/30 at TEX
- Reached base safely in a career-high 17 straight games to start the season
- Became the 18th player in team history with 3 or more hits at least twice within the club's first 4 games of the year and the first since Ben Revere in 2014 (2x)
- Hit safely in 11 straight games (.364, 16-44) from 4/7-18 (gm 1), the 2nd-longest hitting streak of his career
- Homered in back-to-back games for the first time in his career, 4/9 vs CIN and 4/10 vs MIA
- Hit a 109.3 mph HR on 4/10 vs MIA, his hardest-hit HR since 2021
- Had a streak of 7 straight 2-run HR from 5/15-8/5, tied with Ed Delahanty (1895-96) for the longest such streak in Phillies history
- Spent time on the 10-day IL from 5/31-6/10 with a left hamstring strain
- Had multiple hits in a season-high 4 straight games from 6/12-16 and scored in a career-high 6 straight games from 7/7-15 (gm 2)
- From 6/30 to the end of the regular season, slashed .365/.412/.527 (.939 OPS) with 36 RBI in 85 plate appearances with RISP
- Tallied his third career multi-HR game on 7/1 vs WSH, marking his second career-high-tying 6-RBI game of the year (also, 4/10 vs MIA)
- Tied his career high with 4 hits in a game twice, 7/1 vs WSH and 8/2 at MIA
- His farthest HR of the season (444 ft.) on 8/25 vs STL was the 2nd-farthest HR of his career
- Clubbed his second career postseason HR in Game 7 of the NLCS on 10/24 vs ARI (Brandon Pfaadt)

2022

- Among all NL players, ranked 1st in SF (10), 4th in singles (124), T-8th in multi-hit games (46), 9th in AVG (.280) & hits (164) and 10th in AB (586)
- His 10 sacrifice flies were the most by a Phillie in a season since 2001, when Scott Rolen had 12
- Tied Kyle Schwarber for the team lead in go-ahead RBI (21)

- Posted a .352/.394/.541 slash line (.935 OPS) in 175 PA against LHP
- Per Statcast data, his .290 xBA (expected batting average) ranked in the 98th percentile among qualifying ML hitters
- Made his second career Opening Day roster (also: 2021)
- Batted leadoff for the first time in his career on 5/4 vs TEX
- Slugged his first career game-tying HR in the 9th inning or later of a game on 6/7 at MIL (Josh Hader)
- Recorded his first career multi-HR game on 7/8 at STL with a pair of solo homers against Adam Wainwright
- Was on the restricted list, 7/12-13
- Had a career-high 14-game hitting streak from 7/8-29, during which he posted a .471/.491/.647 slash line (1.138 OPS)
- Led MLB with a .434 AVG in July (min. 50 PA); became the first Phillies player to hit over .430 in any calendar month (min. 50 PA) since Pat Burrell hit .435 in July 2007
- On 8/21 vs NYM, logged his second career multi-HR game (other: 7/8 at STL) and collected a career-high 6 RBI
- His 19 RBI in August were his most ever in a single calendar month (previous: 16 RBI in September 2020)
- Hit .301 (100-332) in his final 84 games of the regular season (beginning 6/24); his .301 AVG in that span ranked 5th in the NL (min. 275 PA)
- From 7/5-end of the regular season, slashed .321/.352/.487 (.839 OPS) in 88 PA with RISP
- Made his first career postseason appearance in Game 1 of the NLWCS at STL on 10/7 (started at 3rd base; 1-3, 2B, RBI, HBP)
- Became just the second player in franchise history age 26 or younger to collect an XBH in his postseason debut, joining Greg Luzinski (25), who doubled in Game 1 of the NLCS on 10/9/76 vs CIN
- Made his first career WS appearance in Game 1 on 10/28 at HOU (1-5, 2B, 2 RBI) and became the youngest Phillie (26 years, 86 days) ever with multiple RBI in a WS game
- His HR in Game 3 of the WS vs HOU (Lance McCullers Jr.) on 11/1 was the 1,000th HR hit in the history of the Fall Classic
- Hit safely in 5 of his 6 World Series games
- His 6 extra-base hits in the postseason were the most in franchise history by a 3rd baseman (primary position) in a single postseason

2021

- Made his first career Opening Day roster
- Was the Phillies' nominee for the Roberto Clemente Award
- Had an 8-game hitting streak (.379), 6/8-16
- Walked 12 times in 14 games from 6/28-7/24
- Had a career-high 3 walks on 6/29 vs MIA
- Batted .320 (24-75) with an .880 OPS in 23 games (85 PA) from 7/5-8/8

- Was on the COVID-related IL, 7/11-22, and appeared in one game on a rehab assignment with Lehigh Valley (AAA)
- Was optioned to Lehigh Valley on 8/22 and recalled on 9/28; batted .429 (6-14) with 3 doubles, 1 HR and 2 RBI in his last 3 games with Lehigh Valley (9/24-26)
- Posted a .289/.358/.438 slash line in 137 plate appearances against LHP

2020

- Finished T-2nd (74 points) for NL Rookie of the Year as voted on by the Baseball Writers' Association of America
- Was a finalist for MLBPA's NL Outstanding Rookie of the Year
- Selected to MLB All-Rookie team by *Baseball America*
- Ranked T-9th in the NL in multi-hit games (18)
- Among all NL rookies, finished 1st in hits (54), multi-hit games (18) & RBI (23), T-1st in GA RBI (4), GW RBI (4) & SF (2), 2nd in doubles (11), runs (24), total bases (77) & XBH (15), 4th in BB (16), T-4th in HR (4) and 6th in games (44)
- Among all ML rookies (min. 165 PA), finished 1st in AVG (.338), OBP (.400), SLG (.481) and OPS (.881)
- His 138 OPS+ was the 2nd-highest in franchise history by a rookie infielder (min. 180 PA) behind only Dick Allen's 163 OPS+ in 1964
- Batted .452 (19-42) with 3 doubles, 18 RBI, 8 walks, 2 sac flies and a 1.043 OPS with RISP
- His .452 AVG with RISP ranked 1st in MLB (min. 35 PA)
- Ranked 5th in the majors with a .338 AVG (min. 180 PA)
- Had his contract selected by the Phillies on 8/13
- Made his ML debut on 8/13 vs BAL and started at 3rd base (1-4, 2B); doubled off Thomas Eshelman in his first ML plate appearance
- Slugged his first career HR on 8/23 at ATL (Josh Tomlin)
- Had the second-highest OBP (.462) by a Phillies player through 10 games to begin a career since 1900 (min. 35 PA), trailing only Pinky May (.525 OBP) in 1939
- Slashed .333/.404/.489 in his first 40 career games
- Hit safely in 18 of his final 20 games of the season (.392 AVG; beginning 9/10), including 11 multi-hit games in that span
- His 40 hits in September ranked 2nd in MLB, trailing only ATL's Marcell Ozuna (41)
- Became the first Phillies rookie with at least 40 hits in a calendar month since Marlon Byrd (40) in July 2003
- Made 44 starts: 37 at 3rd base, 6 at 1st base and 1 as the designated hitter

2019

- Won the Paul Owens Award as the best player in the Phillies minor league system
- Among all Phillies minor leaguers (min. 375 PA), finished 1st in OBP (.378), SLG (.518) & OPS (.896), T-1st in HR, 2nd in AVG (min. 375 PA), hits, RBI & runs scored, T-2nd in doubles and T-4th in walks
- In the All-Star Futures Game at Progressive Field, started at 3rd base and batted cleanup for the NL Team
- Selected as a Florida State League midseason All-Star, despite playing in only 40 games with Clearwater (A)
- Named Phillies Minor League Hitter of the Month for April and Phillies Minor League Defender of the Month for May
- Chosen as Phillies Minor League Co-Player of the Week, 4/22-28
- Began season with Lakewood (A), where he reached base safely in 21 of his 22 games
- Finished the year at Reading (AA), helping the club clinch the Eastern Division second-half title
- Ranked T-1st in the Eastern League in HR (11) following the league's All-Star break

- Defensively in the regular season, made 82 starts at 3rd base and 23 at 1st base
- Following the season, played for Scottsdale in the Arizona Fall League and slashed .361/.397/.528 in 19 games
- Chosen to participate in the AFL's Fall Stars Game
- Played for the United States in the World Baseball Softball Confederation's Premier 12 tournament
- Selected to *Baseball America's* Minor League All-Star Second Team
- Following the season, was named the No. 2 prospect in the Phillies minor league system and No. 28 in baseball by *Baseball America*

2018

- Began professional career with Gulf Coast League Phillies West (R)
- Tripled in his first pro game, 6/19 vs GCL Yankees East
- Spent majority of the season with Williamsport (A)
- Was on the injured list from 7/12-8/19 with a left shin contusion; included rehab assignments at GCL Phillies East and West
- At Williamsport, hit .342 (13-38) with a double, a triple and 12 RBI with RISP
- Batted .289 (11-38) over his final 10 games of the season
- Participated in Florida Instructional League
- Following the season, was named the No. 2 prospect in the Phillies minor league system by *Baseball America*

PERSONAL

Alec Daniel Bohm (pronounced BOME)... 2015 graduate of Roncalli Catholic High School (NE)... Played in 2015 Perfect Game National Pre-Draft Showcase... Attended Wichita State University (KS)... Batted .339 (76-224), 14 2B, 3B, 16 HR, 55 RBI, 39 BB, 57 R, 9 SB, .436 OBP and .625 SLG during his junior season at Wichita State... At the time Wichita State's season ended, led the American Athletic Conference in home runs, pacing the Shockers for the second straight year; also led the AAC in runs, tied for first in total bases (140) and finished in the top five in hits, RBI, OBP and SLG... Named a *Baseball America* Second-Team All-American, as well as a semifinalist for both the Dick Howser Trophy (given to the nation's college player of the year) and the Golden Spikes Award... Left Wichita State with a career .317 AVG, 40 2B, 33 HR and 125 RBI in 166 games over three seasons... In 2021, was the recipient of the Phillies Community Service Award and the club's nominee for the Roberto Clemente Award... **Hobbies:** Playing video games, going to the beach, hanging out with friends and watching sports... **Signed by:** Justin Munson



ALEC BOHM'S CAREER STATISTICS

YEAR	CLUB	AVG	G	AB	R	H	2B	3B	HR	RBI	SH	SF	HP	BB	SO	SB	CS	OBP	SLG	OPS	E
2018	GCL Phillies-W	.391	7	23	8	9	1	1	0	3	0	0	2	2	0	2	0	.481	.522	1.003	1
	Williamsport	.224	29	107	9	24	5	1	0	12	0	0	4	10	19	1	0	.314	.290	.604	8
	GCL Phillies-E	.222	4	9	0	2	0	0	0	2	0	1	0	0	4	0	0	.200	.222	.422	0
2019	Lakewood	.367	22	79	13	29	9	0	3	11	0	2	0	12	14	3	0	.441	.595	1.036	3
	Clearwater	.329	40	158	25	52	10	3	4	27	0	1	1	17	21	1	2	.395	.506	.902	2
	Reading	.269	63	238	38	64	11	1	14	42	0	3	1	28	38	2	2	.344	.500	.844	9
2020	PHILLIES	.338	44	160	24	54	11	0	4	23	0	2	2	16	36	1	1	.400	.481	.881	4
2021	PHILLIES	.247	115	380	46	94	15	0	7	47	0	4	2	31	111	4	0	.305	.342	.647	16
	Lehigh Valley	.271	15	59	8	16	5	0	1	6	0	1	1	7	15	3	1	.353	.407	.760	2
2022	PHILLIES	.280	152	586	79	164	24	3	13	72	0	*10	4	31	110	2	3	.315	.398	.713	13
2023	PHILLIES	.274	145	558	74	153	31	0	20	97	0	6	5	42	94	4	1	.327	.437	.765	9
Minors Totals		.291	180	673	101	196	41	6	22	103	0	8	9	76	111	12	5	.367	.468	.835	25
ML	Totals	.276	456	1684	223	465	81	3	44	239	0	22	13	120	351	11	5	.325	.406	.731	42

* League leader

2024 PHILLIES

BOHM'S WILD CARD SERIES STATISTICS

YEAR	CLUB, OPP	AVG	G	AB	R	H	2B	3B	HR	RBI	SH	SF	HP	BB	SO	SB	CS	OBP	SLG	OPS	E
2022	PHI, STL	.400	2	5	1	2	2	0	0	1	0	0	1	2	0	0	1	.625	.800	1.425	0
2023	PHI, MIA	.250	2	8	1	2	2	0	0	1	0	0	0	1	0	0	0	.250	.500	.750	0
WC	Totals	.308	4	13	2	4	4	0	0	2	0	0	1	2	1	0	1	.438	.615	1.053	0

BOHM'S DIVISION SERIES STATISTICS

YEAR	CLUB, OPP	AVG	G	AB	R	H	2B	3B	HR	RBI	SH	SF	HP	BB	SO	SB	CS	OBP	SLG	OPS	E
2022	PHI, ATL	.133	4	15	1	2	0	0	0	2	0	1	0	0	2	0	0	.125	.133	.258	1
2023	PHI, ATL	.154	4	13	1	2	0	0	0	1	0	0	0	4	5	0	0	.353	.154	.507	0
DS	Totals	.143	8	28	2	4	0	0	0	3	0	1	0	4	7	0	0	.242	.143	.385	1

BOHM'S LEAGUE CHAMPIONSHIP SERIES STATISTICS

YEAR	CLUB, OPP	AVG	G	AB	R	H	2B	3B	HR	RBI	SH	SF	HP	BB	SO	SB	CS	OBP	SLG	OPS	E
2022	PHI, SD	.176	5	17	2	3	1	0	0	2	0	0	1	0	7	0	0	.222	.235	.458	1
2023	PHI, ARI	.280	7	25	3	7	1	0	1	4	0	0	1	2	3	0	0	.357	.440	.797	1
LCS	Totals	.238	12	42	5	10	2	0	1	6	0	0	2	2	10	0	0	.304	.357	.661	2

BOHM'S WORLD SERIES STATISTICS

YEAR	CLUB, OPP	AVG	G	AB	R	H	2B	3B	HR	RBI	SH	SF	HP	BB	SO	SB	CS	OBP	SLG	OPS	E
2022	PHI, HOU	.286	6	21	2	6	2	0	1	3	0	0	0	2	7	0	0	.348	.524	.872	0

BOHM'S CAREER TRANSACTIONS

- Selected by Philadelphia in 1st round (3rd overall) of 2018 MLB Draft
- On COVID-related injured list, July 11-22, 2021; included a rehab assignment to Lehigh Valley on July 22
- On injured list with a left hamstring strain, May 31-June 10, 2023

BOHM'S CAREER FIELDING

POSITION	PCT	G	PO	A	E	TC	DP
First base	.990	104	574	47	6	627	50
Third base	.958	366	228	591	36	855	54

BOHM'S GAME HIGHS

HITS: 4 – 4 times, last: 8/2/23 at MIA... **RUNS:** 3 – 7 times, last: 8/21/23 vs SF... **DOUBLES:** 2 – 2 times, last: 4/29/23 at HOU...
TRIPLES: 1 – 3 times, last: 9/8/22 vs MIA... **HOME RUNS:** 2 – 3 times, last: 7/1/23 vs WSH... **RBI:** 6 – 3 times, last: 7/1/23 vs WSH...
WALKS: 3 – 6/29/21 vs MIA... **STOLEN BASES:** 1 – 11 times, last: 7/31/23 at MIA... **HITTING STREAK:** 14 games – 7/8-29/22



AUSTIN BRICE

Right-Handed Pitcher

31

@ab37sometimes40

@AustinBrice

B-T: R-R

HT: 6-4; **WT:** 238

OPENING DAY AGE: 31

BORN: June 19, 1992, Hong Kong, China

RESIDES: Chapel Hill, NC

ML SERVICE: 4 years, 18 days

HOW OBTAINED: Signed by Phillies as a minor league free agent, 2/19/24

Non-Roster Invitee

2023

- Was a non-roster invitee to ARI spring training
- Pitched in 4 spring training games for ARI and opened the season with Reno (AAA) before being released on 4/17
- Signed by MIN on 5/19 and was assigned to St. Paul (AAA)
- Averaged 9.64 SO/9.0 IP (40 SO, 37.1 IP) for St. Paul; faced 163 batters and permitted only 3 home runs

2022

- Shuttled between Indianapolis (AAA) and the Pirates in his first season with PIT
- In 39 games in relief for Indianapolis, limited opponents to a .202/.299/.371 slash line compared to a .556/.546/.944 slash line in 2 starts
- Posted a 25.7% strikeout rate
- 2 of his 4 ML appearances with PIT were scoreless, including his final appearance on 8/16 vs BOS (2.0 IP)

2021

- Attended ML spring training with BOS and opened the season with the Red Sox
- Appeared in 12 games for BOS before being outrighted to Worcester (AAA) on 5/25
- Each of his first 6 appearances and 11 of his first 12 for Worcester were scoreless
- Had his contract selected on 7/10 and appeared in 1 game for BOS before being outrighted again to Worcester on 7/17

2020

- Made his third consecutive Opening Day roster (2018 with CIN & 2019 with MIA)
- Became the first player born in China to appear in a game for BOS when he made his Red Sox debut on 7/24 vs BAL
- Posted a 3.79 ERA (8 ER, 19.0 IP) in 20 of his 21 appearances; allowed 5 ER in 0.2 IP on 8/11 vs TB
- Ranked 1st among all ML pitchers to throw at least 100 four-seam fastballs with a 50.0% swing-and-miss rate on the pitch
- Stranded 12 of 14 inherited runners (85.7%) including each of his final 6
- Was on the IL with a right lat strain, 9/9-24

2019

- Set career highs in most categories with MIA
- Had 3 IL stints: 4/16-5/2 (gastroenteritis), 7/14-8/7 (right forearm flexor strain) and 8/26-9/29 (right forearm strain); appeared in 4 rehab games for Jupiter (A)
- Among all MIA pitchers with at least 40.0 IP, his 3.43 ERA ranked 2nd behind only Jarlin Garcia (3.02)
- Over his first 29 appearances, posted a 1.88 ERA (8 ER, 38.1 IP)
- Had an 11.2-inning scoreless streak, 6/19-7/13 (10 G)

2018

- Made CIN's Opening Day roster
- Shuttled between CIN and Louisville (AAA) over 4 stints with the Reds
- Earned his first ML win on 5/11 at LAD
- Was on the IL, 5/20-6/1 with a mid-back strain
- Posted a 1.65 ERA (3 ER, 16.1 IP) in 11 second-half games for Louisville

2017

- Opened the season on CIN's IL with ulnar neuritis in his right elbow before being reinstated on 4/11 and optioned to Pensacola (AA)
- In 18 combined appearances between Pensacola and Louisville, posted a 3.33 ERA (9 ER, 24.1 IP) with 24 strikeouts
- Over 4 stints with CIN, posted a 3.71 SO/BB ratio (26 SO, 7 BB)
- Placed on the IL on 8/13 with a strained right lat and missed the remainder of the season

2016

- Spent the majority of the season with Jacksonville (AA) but also pitched for New Orleans (AAA) and MIA
- Named a Southern League midseason All-Star and SL Pitcher of the Week, 4/10-16
- Recalled by MIA on 8/9 and made his ML debut on 8/12 vs CWS (1.0 IP)
- Optioned back to New Orleans on 8/15 before being recalled by MIA on 8/29 for the remainder of the season

2015

- Led Jacksonville in starts (25), strikeouts (127) and innings (125.1)
- Ranked 3rd among all SL starters in SO/9.0 IP (9.12) and 5th in strikeouts
- Faced 279 right-handed hitters and limited them to a .171/.290/.248 (.538 OPS) slash line

2014

- Spent the season with Jupiter and led the team in starts (24) and wins (8)
- Posted a sub-3.00 ERA in May (2.96), June (2.48) and August (2.39)
- In May, faced 114 batters and limited them to a .581 OPS with 0 home runs allowed.

2013

- Spent the season with Greensboro (A) and led the team with 111 strikeouts
- Named South Atlantic League Pitcher of the Week, 6/17-23

2012

- Pitched for Greensboro
- Converted 3 saves, all of which were 4.0-inning appearances

2010-11

- Spent his first 2 pro seasons with Gulf Coast League Marlins (R)

PERSONAL

Austin Robert Brice... Was born in Hong Kong because his father worked in construction and often worked internationally... Married, wife's name is Krystin; has a son, Bear, and a daughter, Noa... Attended Northwood High School (NC), where he batted .442 (34-77) with 5 HR and 32 RBI in 25 games as a senior while playing shortstop... Committed to Appalachian State University before being drafted by MIA... **Signed by:** Joe Matthews

AUSTIN BRICE'S CAREER STATISTICS

YEAR	CLUB	W-L	ERA	G	GS	CG	SHO	SV	IP	H	R	ER	HR	HB	BB	SO	WP	BK	AVG
2010	GCL Marlins	0-1	4.32	6	0	0	0	0	8.1	7	6	4	0	2	7	8	0	0	.219
2011	GCL Marlins	6-0	2.96	11	9	0	0	0	48.2	32	20	16	2	6	33	55	2	0	.189
2012	Greensboro	8-6	4.35	25	19	0	0	3	109.2	96	63	53	13	7	68	122	10	0	.237
2013	Greensboro	8-11	5.73	26	23	0	0	0	113.0	118	84	72	11	14	82	111	7	0	.268
2014	Jupiter	8-9	3.60	25	24	0	0	0	127.1	114	66	51	5	13	55	109	17	1	.241
2015	Jacksonville	6-9	4.67	25	25	0	0	0	125.1	114	74	65	11	12	69	127	10	0	.245
2016	Jacksonville	4-7	2.89	27	13	0	0	2	93.1	79	39	30	5	7	29	79	6	1	.231
	MIAMI	0-1	7.07	15	0	0	0	0	14.0	9	12	11	2	2	5	14	0	0	.113
	New Orleans	0-0	1.04	5	0	0	0	2	8.2	3	1	1	1	0	1	10	0	0	.171
2017	Pensacola	1-0	0.00	3	0	0	0	0	3.0	1	0	0	0	2	1	3	1	0	.100
	Louisville	1-2	3.80	15	0	0	0	1	21.1	23	10	9	0	1	9	21	0	0	.280
	CINCINNATI	0-0	4.96	22	0	0	0	0	32.2	33	18	18	6	3	7	26	0	0	.264
2018	CINCINNATI	2-3	5.79	33	0	0	0	0	37.1	39	26	24	9	3	13	32	1	0	.271
	Louisville	3-1	2.31	17	0	0	0	1	23.1	18	6	6	2	0	7	24	1	0	.225
2019	MIAMI	1-0	3.43	36	0	0	0	0	44.2	37	21	17	7	7	18	46	2	0	.214
	Jupiter+	0-0	1.59	4	1	0	0	0	5.2	3	1	1	0	1	0	9	1	0	.158
2020	BOSTON	1-0	5.95	21	1	0	0	0	19.2	17	13	13	3	2	13	25	1	0	.236
2021	BOSTON	0-0	6.59	13	0	0	0	0	13.2	14	10	10	2	4	7	12	0	0	.264
	Worcester	3-0	3.27	26	2	0	0	2	33.0	25	12	12	4	9	14	34	1	0	.212
2022	Indianapolis	3-4	5.56	37	2	0	0	6	43.2	42	32	27	7	6	18	53	3	0	.244
	PITTSBURGH	0-0	4.05	4	0	0	0	0	6.2	4	3	3	0	0	3	5	0	0	.167
2023	Reno	0-0	24.00	5	0	0	0	0	3.0	6	12	8	1	2	9	3	0	0	.375
	St. Paul	3-1	5.54	32	0	0	0	0	37.1	36	26	23	3	2	18	40	3	0	.257
	Minors Totals	54-51	4.23	289	118	0	0	17	804.2	717	452	378	65	84	420	808	62	2	.240
AL	Totals	1-0	6.21	34	1	0	0	0	33.1	31	23	23	5	6	20	37	1	0	.248
NL	Totals	3-4	4.85	110	0	0	0	0	135.1	122	80	73	24	15	46	123	3	0	.236
ML	Totals	4-4	5.12	144	1	0	0	0	168.2	153	103	96	29	21	66	160	4	0	.238

+ Rehab assignment

BRICE'S CAREER TRANSACTIONS

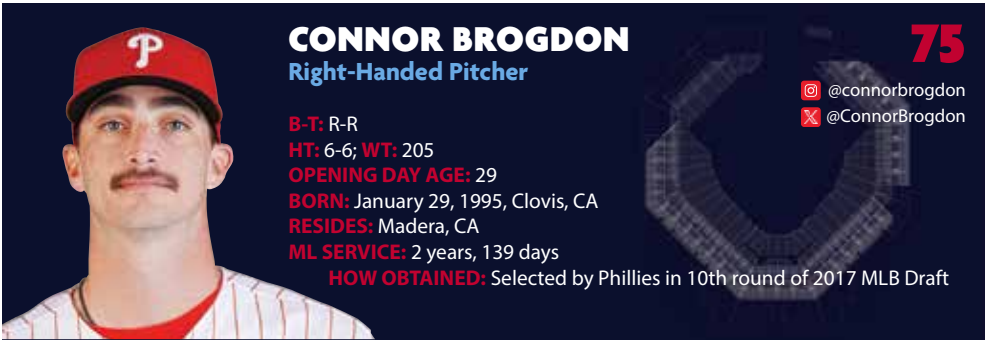
- Selected by Miami Marlins in 9th round of 2010 MLB Draft
- Traded to Cincinnati Reds with Luis Castillo (rhp) and Isaiah White (of) for Dan Straily (rhp), January 19, 2017
- On injured list with ulnar neuritis in right elbow, March 30-April 10, 2017; included rehab assignment to Pensacola, April 7-10
- On injured list with a strained right lat, August 13-October 1, 2017
- On injured list with a mid-back strain, May 20-June 1, 2018
- Claimed off waivers by Los Angeles Angels, November 2, 2018
- Claimed off waivers by Baltimore Orioles, January 4, 2019
- Claimed off waivers by Miami Marlins, February 4, 2019
- On injured list with gastroenteritis, April 16-May 2, 2019; included rehab assignment to Jupiter, April 23-May 2
- On injured list with a right forearm flexor strain, July 14-August 7, 2019; included rehab assignment to Jupiter, August 2-7
- On injured list with a right forearm strain, August 26-September 29, 2019
- Traded to Boston Red Sox for Angeudis Santos (inf), January 10, 2020
- On injured list with a right lat strain, September 9-24, 2020
- Signed by Pittsburgh Pirates as a minor league free agent, March 17, 2022
- Signed by Arizona Diamondbacks as a minor league free agent, December 1, 2022
- Signed by Minnesota Twins as a minor league free agent, May 20, 2023
- Signed by Philadelphia as a minor league free agent, February 19, 2024

BRICE'S CAREER FIELDING

POSITION	PCT	G	PO	A	E	TC	DP
Pitcher	.923	144	13	11	2	26	0

BRICE'S GAME HIGHS

LOW-HIT CG: N/A... **SHUTOUTS:** N/A... **STRIKEOUTS:** 4 – 3 times, last: 5/10/19 at NYM... **WALKS:** 2 – 13 times, last: 8/12/22 at SF... **LONGEST OUTING:** 3.1 inn. – 6/17/17 vs LAD... **WINNING STREAK:** 2 games – 2 times, last: 6/22/19-current... **LOSING STREAK:** 3 games – 10/2/16-4/12/18... **SCORELESS STREAK:** 11.2 inn. – 6/19-7/13/19



CONNOR BROGDON

Right-Handed Pitcher

B-T: R-R

HT: 6-6; **WT:** 205

OPENING DAY AGE: 29

BORN: January 29, 1995, Clovis, CA

RESIDES: Madera, CA

ML SERVICE: 2 years, 139 days

HOW OBTAINED: Selected by Phillies in 10th round of 2017 MLB Draft

2023

- Made his third consecutive Opening Day roster
- Posted a 2.45 ERA (7 ER, 25.2 IP) over his first 23 games of the season (through 5/24) with 17 scoreless appearances
- Made the second start of his ML career on 5/15 at SF (ND, 0.2 IP, 2 H, BB, SO)
- Worked more than 1.0 inning 6 times and 2.0+ innings twice
- According to Statcast data, finished in the 90th percentile in extension (6.9)
- Allowed 6 ER in 3.1 IP over a span of 4 games from 5/28-6/4; was optioned to Lehigh Valley (AAA) on 6/9 and spent the remainder of the season with the IronPigs
- After the season, was a part of the club's stay-ready camp in Clearwater for the duration of the postseason

2022

- Made the Phillies Opening Day roster
- Was optioned to Lehigh Valley on 4/13 and recalled on 5/8 after posting a 1.35 ERA (1 ER, 6.2 IP) in 7 appearances
- On the COVID-related IL, 6/25-7/14; included a rehab assignment to Lehigh Valley, 7/7-14
- Began the season with a 2.70 ERA (10 ER, 33.1 IP) in his first 36 appearances, which included a 1.05 ERA (3 ER, 25.2 IP) in 26 appearances from the time of his recall on 5/8 through 8/20
- His 1.05 ERA from 5/8-8/20 was 7th among all pitchers with at least 20.0 IP in that span
- His 4.55 SO/BB was best among all Phillies relievers (50 SO, 11 BB) and 12th among NL relievers
- Issued just 6 walks to his final 152 batters faced (3.9% walk rate)
- Posted a 1.89 ERA (4 ER, 19.0 IP) in his 20 road appearances
- Was on the Phillies postseason roster for each of the 4 rounds
- Posted a 2.08 ERA (2 ER, 8.2 IP), 2 BB, 13 SO, 0 HR in 7 postseason appearances; in his final 6, tossed 8.1 scoreless innings, 4 H, 0 BB (0.48 WHIP), 13 SO

2021

- Made his first career Opening Day roster
- Had a 2.53 ERA (16 ER, 57.0 IP) in 55 of his 56 appearances (allowed 6 ER in 0.2 IP, 4/20 vs SF)
- Had a 1.19 ERA (4 ER, 30.1 IP), 0.76 WHIP, 1 HR in 30 road appearances and was tied for the 4th-lowest road ERA in MLB (min. 30.0 IP)
- Became the first Phillies reliever in the modern era (since 1900) to win his first three appearances of a season
- Had a 15.1-inning scoreless streak, 9/13/20-4/20/21, during which he allowed 4 hits, 4 walks and had 21 strikeouts

- Earned his first career ML save on 6/5 vs WSH
- On COVID-related IL, 7/11-16, and the 10-day IL, 7/31-8/10, with right elbow tendinitis
- Made his first career start on 8/11 vs LAD
- Was on the 10-day IL, 9/13-26, with a right groin strain; included rehab assignment to Lehigh Valley on 9/26
- Went back on the IL on 10/1 for the remainder of the season with right groin tightness
- In his final 21 appearances, had a 2.19 ERA (6 ER, 24.2 IP), 0.97 WHIP (6 BB, 18 H) and held opponents to a .200 AVG (18-90)
- In 13 appearances pitching on zero days' rest, had a 0.66 ERA (1 ER, 13.2 IP), 7 H, 1 BB, 13 SO

2020

- Was a non-roster invitee to ML spring training
- Had his contract selected on 8/11 from Lehigh Valley and made his ML debut, 8/13 vs BAL
- Earned his first ML win on 9/18 vs TOR (gm 2)
- Tossed 8.2 scoreless innings with 1 hit allowed and 14 strikeouts in his final 6 appearances
- His 8.2-inning scoreless streak (9/13-end of season) was the longest by a Phillies reliever during the season
- Struck out each of his final 6 batters, becoming the only Phillies reliever ever to strike out all 3 batters faced in consecutive appearances and the only reliever in MLB to do so during the year
- Opponents were just 5-for-39 (.128) against him and had one hit in their final 27 at-bats (.037 AVG)
- Had 4 stints with the Phillies: 8/11-22, 9/7-9, 9/13, 9/16-end of season

2019

- Opened the season with Clearwater (A)
- Promoted to Reading (AA) on 5/9
- Finished the season with Lehigh Valley
- Overall in 51 relief appearances, posted a 2.61 ERA and 0.92 WHIP, held opponents to a .173 AVG and averaged 12.55 SO/9.0 IP (106 SO, 76.0 IP)
- Recorded at least one SO in 47 games and multiple SO in 32 relief appearances
- Tossed 2.0 innings or more in 20 of his games

2018

- Named Phillies Minor League Co-Pitcher of the Month for July (8 G, 2-1, 2 SV, 0.00 ERA, 12.0 IP, 16 SO)
- Selected as Phillies Minor League Pitcher of the Week, 8/6-12
- Spent entire season with Lakewood (A)
- Posted a 61.0-inning homerless streak from 4/16 through the 8th inning on 8/17
- Did not allow an earned run for 22.0 consecutive innings from 6/25 to the 8th inning on 8/17

- Went 4-1 with a 1.42 ERA (6 ER, 38.0 IP), 51 SO, .194 OPP AVG and converted all 5 of his save opportunities in 24 games as a reliever

- Held opponents to a .125 AVG (2-16) with RISP and 2 outs
- Participated in Florida Instructional League

2017

- Began professional career with Williamsport (A)
- Among qualifying New York-Penn League relievers, ranked 3rd in OPP AVG and 5th in SO/9.0 IP (11.68)
- Registered multiple strikeouts in 11 of his 16 relief outings, including 4 games with 5 strikeouts

PERSONAL

Connor Michael Brogdon... Has one daughter, Savannah... 2013 graduate of Liberty High School (CA)... 2017 graduate of Lewis-Clark State College (ID)... Also attended Fresno City College (CA)... **Hobbies:** Mountain biking, playing video games and playing pick-up basketball... **Signed by:** Hilton Richardson

CONNOR BROGDON'S CAREER STATISTICS

YEAR	CLUB	W-L	ERA	G	GS	CG	SHO	SV	IP	H	R	ER	HR	HB	BB	SO	WP	BK	AVG
2017	Williamsport	3-1	2.34	16	0	0	0	3	34.2	22	10	9	2	2	18	45	0	0	.177
2018	Lakewood	5-3	2.47	31	7	0	0	5	69.1	59	21	19	3	3	16	79	0	0	.228
2019	Clearwater	2-0	1.80	10	0	0	0	0	20.0	11	6	4	1	1	5	23	2	0	.164
	Reading	1-1	2.66	15	0	0	0	2	23.2	12	8	7	4	0	7	39	2	0	.150
	Lehigh Valley	3-1	3.06	26	0	0	0	2	32.1	23	12	11	4	1	12	44	4	0	.193
2020	PHILLIES	1-0	3.97	9	0	0	0	0	11.1	5	5	5	3	0	5	17	0	0	.128
2021	PHILLIES	5-4	3.43	56	1	0	0	1	57.2	47	27	22	6	1	18	50	2	0	.221
	Lehigh Valley+	0-0	0.00	1	1	0	0	0	1.0	0	0	0	0	0	0	2	0	0	.000
2022	PHILLIES	2-2	3.27	47	0	0	0	2	44.0	44	16	16	6	1	11	50	3	0	.253
	Lehigh Valley	0-1	2.89	10	1	0	0	2	9.1	8	3	3	0	1	6	17	2	0	.229
2023	PHILLIES	2-1	4.03	27	1	0	0	0	29.0	29	14	13	5	1	13	26	2	0	.264
	Lehigh Valley	1-1	5.46	26	2	0	0	1	28.0	22	17	17	4	2	16	34	0	0	.216
Minors Totals		15-8	2.89	135	11	0	0	15	218.1	157	77	70	18	10	80	283	10	0	.199
ML	Totals	10-7	3.55	139	2	0	0	3	142.0	125	62	56	20	3	47	143	7	0	.233

+ Rehab assignment

BROGDON'S WILD CARD SERIES STATISTICS

YEAR	CLUB, OPP	W-L	ERA	G	GS	CG	SHO	SV	IP	H	R	ER	HR	HB	BB	SO	WP	BK	AVG
2022	PHI, STL	Did not pitch																	

BROGDON'S DIVISION SERIES STATISTICS

YEAR	CLUB, OPP	W-L	ERA	G	GS	CG	SHO	SV	IP	H	R	ER	HR	HB	BB	SO	WP	BK	AVG
2022	PHI, ATL	0-0	13.50	2	0	0	0	0	1.1	2	2	2	0	0	2	2	0	0	.333

BROGDON'S LEAGUE CHAMPIONSHIP SERIES STATISTICS

YEAR	CLUB, OPP	W-L	ERA	G	GS	CG	SHO	SV	IP	H	R	ER	HR	HB	BB	SO	WP	BK	AVG
2022	PHI, SD	0-0	0.00	2	0	0	0	0	3.1	1	0	0	0	0	4	0	0	0	.091

BROGDON'S WORLD SERIES STATISTICS

YEAR	CLUB, OPP	W-L	ERA	G	GS	CG	SHO	SV	IP	H	R	ER	HR	HB	BB	SO	WP	BK	AVG
2022	PHI, HOU	0-0	0.00	3	0	0	0	0	4.0	3	0	0	0	0	7	0	0	0	.214

BROGDON'S CAREER TRANSACTIONS

- Selected by Philadelphia in 10th round of 2017 MLB Draft
- On COVID-related injured list, July 11-16, 2021
- On injured list with right elbow tendinitis, July 31-August 10, 2021
- On injured list with a right groin strain, September 13-26, 2021; included rehab assignment to Lehigh Valley, September 26
- On injured list with right groin tightness, October 1, 2021 through the remainder of the season
- On COVID-related injured list, June 25-July 14, 2022; included rehab assignment to Lehigh Valley, July 7-14

BROGDON'S CAREER FIELDING

POSITION	PCT	G	PO	A	E	TC	DP
Pitcher	1.000	139	11	12	0	23	1

BROGDON'S GAME HIGHS

LOW-HIT CG: N/A... **SHUTOUTS:** N/A... **STRIKEOUTS:** 4 – 3 times, last: 9/30/21 at ATL... **WALKS:** 3 – 5/24/23 vs ARI... **LONGEST OUTING:** 2.1 inn. – 9/13/20 at MIA (gm 1)... **WINNING STREAK:** 4 games – 9/18/20-4/7/21... **LOSING STREAK:** 2 games – 2 times, last: 9/18-27/22... **SCORELESS STREAK:** 15.1 inn. – 9/13/20-4/20/21



DAVID BUCHANAN

Right-Handed Pitcher

52

B-T: R-R

HT: 6-3; **WT:** 200

OPENING DAY AGE: 34

BORN: May 11, 1989, Atlanta, GA

RESIDES: Easton, PA

ML SERVICE: 1 year, 8 days

HOW OBTAINED: Signed by Phillies as a minor league free agent, 2/9/24



Non-Roster Invitee

2020-23

- Pitched for Samsung in the Korea Baseball Organization

2017-19

- Pitched for Yakult in the Japan Eastern League

2016

- Pitched for Lehigh Valley (AAA)
- In 5 July starts, went 4-0 with a 1.32 ERA (5 ER, 34.0 IP) and held the 129 batters he faced to a .175/.233/.242 slash line
- Went at least 7.0 innings in 10 of his 26 starts (38.5%)

2015

- Made his first Opening Day roster
- Shuttled between the Phillies and Lehigh Valley all season
- Suffered a severely sprained right ankle in his start for Lehigh Valley on 5/17
- Was on the 7-day DL, 5/20-6/30; made 2 starts for Gulf Coast League Phillies (R) while rehabbing the injury, 6/22-27
- Optioned to Lehigh Valley on 8/12 before being recalled for a final time on 9/8
- Posted a 2.01 ERA (5 ER, 22.1 IP) over his final 4 starts for the Phillies as he allowed 2 ER or fewer in each start, 9/15-10/4

2014

- Among NL rookies, T-2nd in innings (117.2), ranked 3rd in starts (20), 5th in SO (71) and T-5th in wins (6)
- Was a non-roster invitee to spring training
- Was the Opening Day starter for Lehigh Valley
- Won 4 consecutive starts, 4/21-5/13
- Had his contract selected on 5/24
- Earned the win in his ML debut, 5/24 vs LAD (5.0 IP, 5 H, 2 R, 2 ER, 2 SO)
- Optioned to Lehigh Valley on 7/11 before being recalled on 8/6 for the remainder of the season
- Collected his 1st ML hit and RBI, 8/6 vs HOU (Brad Peacock)
- Allowed 3 ER or fewer in each of his final 16 starts, the longest streak by a Phillies rookie since Bruce Ruffin in 1986 (16)

2013

- Began the season with Reading (AA)
- Promoted to Lehigh Valley on 8/4
- Named Phillies Minor League Player of the Week, 8/5-11
- Went 4-1, 2.16 ERA (8 ER, 33.1 IP) over 5 August starts
- Held LHH to a .091 AVG (5-55) with Lehigh Valley while RHH hit .348 (31-89) against him

2012

- Spent the season with Reading
- Threw his first professional SHO, 5/28 at Harrisburg (9.0 IP, 7 H, BB, 5 SO)
- Held RHH to a .230 AVG (37-161) while LHH batted .340 (36-106) against him
- Was on the DL with a ligament injury in his middle finger, 6/19 through the remainder of the season

2011

- Spent the majority of the season with Lakewood (A)
- Finished 3rd in the South Atlantic League in wins (11) and 7th in ERA (3.38)
- Went 3-0, 1.82 ERA (5 ER, 24.2 IP) in 4 April starts
- Pitched his 1st professional CG, 5/7 at Charleston (9.0 IP, ER, 7 SO)
- Promoted to Clearwater (A) on 8/1
- Allowed 2 ER or less in 4 of his 6 starts with Clearwater

2010

- Began his pro career with Williamsport (A)
- Participated in Florida Instructional League

PERSONAL

David Andrew Buchanan... Married Ashley Piccione (11/12/16); has two children, Bradley Parker and Lily Harper... 2007 graduate of Fayette County High School (GA)... Attended Georgia State University and Chipola College (FL)... Supports the Kula Project, a non-profit organization that invests in small-scale farmers to create sustainable communities in Rwanda... Has traveled to Rwanda in past offseasons with the charity to meet the farmers, staff and participants of the program... **Hobbies:** Outdoor activities, golf, drawing, hot yoga, watching movies, playing the drums and guitar... **Signed by:** Ellis Dungan

DAVID BUCHANAN'S CAREER STATISTICS

YEAR	CLUB	W-L	ERA	G	GS	CG	SHO	SV	IP	H	R	ER	HR	HB	BB	SO	WP	BK	AVG
2010	Williamsport	3-1	4.21	13	13	0	0	0	62.0	61	32	29	1	4	23	30	2	0	.254
2011	Lakewood	11-5	3.38	20	20	1	0	0	125.0	115	60	47	6	4	32	86	12	0	.246
	Clearwater	3-2	3.90	6	6	0	0	0	32.1	37	15	14	4	1	11	24	0	0	.289
2012	Reading	3-5	3.86	12	12	1	1	0	72.1	73	36	31	7	6	23	40	1	0	.273
	Reading	6-11	4.82	22	22	0	0	0	130.2	142	78	70	15	6	41	86	5	1	.281
2013	Lehigh Valley	4-2	3.00	6	6	0	0	0	39.0	36	14	13	2	3	12	22	0	0	.250
	Lehigh Valley	6-2	3.95	12	12	0	0	0	57.0	67	26	25	3	3	21	46	3	0	.300
	PHILLIES	6-8	3.75	20	20	0	0	0	117.2	120	55	49	12	8	32	71	0	0	.264
2015	PHILLIES	2-9	6.99	15	15	0	0	0	74.2	109	60	58	12	3	29	44	2	0	.346
	Lehigh Valley	4-2	2.80	10	10	0	0	0	54.2	58	20	17	2	4	20	30	1	0	.274
	GCL Phillies	1-0	1.00	2	2	0	0	0	9.0	6	1	1	0	0	0	5	0	0	.188
2016	Lehigh Valley	10-9	3.98	27	26	1	0	0	167.1	163	81	74	15	2	40	95	1	1	.257
2017	Yakult (Japan)	6-14	3.93	26	25	2	1	0	165.0	169	82	72	20	9	57	114	2	1	---
2018	Yakult (Japan)	10-11	4.03	28	28	2	1	0	174.1	186	85	78	17	10	53	95	3	0	---
2019	Yakult (Japan)	6-8	4.82	25	25	0	0	0	130.2	156	73	70	13	7	41	75	1	0	---
2020	Samsung (Korea)	15-7	3.45	27	27	1	0	0	174.2	172	71	67	16	7	50	121	2	0	---
2021	Samsung (Korea)	16-5	3.10	30	30	1	1	0	177.0	173	71	61	13	2	59	162	7	0	---
2022	Samsung (Korea)	11-8	3.04	26	26	1	1	0	160.0	176	61	54	10	8	39	117	2	0	---
2023	Samsung (Korea)	12-8	2.54	30	30	1	0	0	188.0	174	71	53	4	6	43	139	7	1	---
Minors Totals		41-30	3.82	103	103	2	1	0	582.0	595	282	247	40	31	183	369	24	1	.266
ML	Totals	8-17	5.01	35	35	0	0	0	192.1	229	115	107	24	11	61	115	2	0	.298

2024 PHILLIES

BUCHANAN'S CAREER TRANSACTIONS

- Selected by New York Mets in 6th round of 2009 MLB Draft, but did not sign
- Selected by Philadelphia in 7th round of 2010 MLB Draft
- Signed by Philadelphia as a minor league free agent, February 9, 2024

BUCHANAN'S CAREER FIELDING

POSITION	PCT	G	PO	A	E	TC	DP
Pitcher	.889	35	13	19	4	36	2

BUCHANAN'S GAME HIGHS

LOW-HIT CG: None... **SHUTOUTS:** None... **STRIKEOUTS:** 7 – 10/4/15 vs MIA... **WALKS:** 5 – 6/29/14 vs ATL... **LONGEST OUTING:** 7.2 inn. – 6/19/14 at STL... **WINNING STREAK:** 3 games – 6/14-24/14... **LOSING STREAK:** 8 games – 8/11/14-4/30/15... **SCORELESS STREAK:** 9.0 inn. – 7/5-10/14



RYAN BURR

Right-Handed Pitcher

60

B-T: R-R

HT: 6-4; **WT:** 225

OPENING DAY AGE: 29

BORN: May 28, 1994, Highlands Ranch, CO

RESIDES: Tempe, AZ

ML SERVICE: 2 years, 14 days

HOW OBTAINED: Signed by Phillies as a minor league free agent, 12/12/23

Non-Roster Invitee

2023

- Pitched for Durham (AAA), his first season in TB's organization
- Made 17 relief appearances and 1 start
- Posted a 7.67 SO/BB ratio (23 SO, 3 BB) and 0.99 WHIP (20 H, 23.1 IP)

2022

- Began the season on the 10-day IL for CWS with a right shoulder strain; made 2 rehab appearances for Charlotte (AAA) before being activated on 4/29
- On COVID-related IL, 5/23-6/6
- Made 8 appearances for CWS before being optioned to Charlotte on 5/20 and released on 6/13

2021

- Split the season between CWS and Charlotte
- Set career marks in ERA (2.45), strikeouts (33), innings (36.2) and OPP AVG (.224) with Chicago
- Had a career-best 14.0-inning scoreless streak, 5/31 (gm 2)-7/3
- Recorded 3 saves for Charlotte

2020

- Did not pitch while recovering from Tommy John surgery

2019

- Made his first career Opening Day roster and pitched exclusively for CWS
- Earned his first ML win on 4/5 vs SEA (1.1 IP)
- Made 15 relief appearances and started his first professional game on 5/20 at HOU (L, R, 0 ER, 2.0 IP)
- Had two IL stints: 4/25-5/5 (A/C joint inflammation in right shoulder) and 5/25 through the end of the season (right elbow capsule strain)

2018

- Began the season with Birmingham (AA)
- Did not allow an ER over his final 14 appearances (20.1 IP) before being promoted to Charlotte on 7/27
- Had his contract selected by CWS on 8/22
- In 37 combined appearances between Birmingham and Charlotte, posted a 2.45 ERA (14 ER, 51.1 IP) with 51 SO and held opponents to a .190 AVG (34-179)
- Made his ML debut on 8/23 at DET (1.1 IP, 2 SO); struck out Mikie Mahtook for his first career strikeout
- Tossed 2.0 scoreless innings on 9/23 vs CHI

2017

- Began the season with ARI before being traded to CWS on 8/11
- Between 3 teams and 2 organizations, combined to go 2-2 with a 1.65 ERA (12 ER, 65.1 IP) with 88 SO in 45 games

2016

- Spent majority of his second pro season with Kane County (A) but made 2 appearances for the Arizona League Diamondbacks (R)
- Posted a 3.52 ERA (9 ER, 23.0 IP) with 20 SO in 16 combined appearances between both levels
- Was placed on the IL on 6/27 with a rib cage contusion and missed the remainder of the season

2015

- Split his first pro season between Hillsboro (A) and Kane County
- Combined to post a 1.06 ERA (4 ER, 34.0 IP) with 49 strikeouts to 11 walks over 26 appearances between both levels

PERSONAL

Ryan Matthew Burr... Married, wife's name is Madison... Attended Arizona State University, where he held the school record with 38 career saves at the time he was drafted... 2012 graduate of Highlands Ranch High School (CO), where he earned Rawlings First-Team All-American honors as a sophomore in 2010... **Hobbies:** Enjoying the outdoors and playing with his dog, Phil... **Signed by:** Doyle Wilson

RYAN BURR'S CAREER STATISTICS

YEAR	CLUB	W-L	ERA	G	GS	CG	SHO	SV	IP	H	R	ER	HR	HB	BB	SO	WP	BK	AVG
2015	Hillsboro	3-0	1.88	13	0	0	0	3	14.1	7	3	3	1	1	5	21	0	0	.140
	Kane County	1-0	0.46	13	0	0	0	0	19.2	12	1	1	0	0	6	28	0	1	.174
2016	Kane County	1-2	3.86	14	0	0	0	0	21.0	22	12	9	0	0	9	18	3	0	.265
	AZL D-backs	0-0	0.00	2	0	0	0	0	2.0	2	0	0	0	1	1	2	0	0	.286
2017	Kane County	1-2	2.81	22	0	0	0	4	32.0	29	10	10	3	1	15	46	1	1	.244
	Visalia	1-0	0.72	17	0	0	0	1	25.0	13	2	2	0	1	6	29	1	0	.160
	Winston-Salem	0-0	0.00	6	0	0	0	1	8.1	5	1	0	0	1	5	13	1	0	.179
2018	Birmingham	4-2	2.72	30	0	0	0	2	43.0	30	15	13	3	0	23	43	7	0	.196
	Charlotte	0-1	1.08	7	0	0	0	0	8.1	4	2	1	0	0	2	8	0	0	.154
	CHICAGO-AL	0-0	7.45	8	0	0	0	0	9.2	12	8	8	3	1	6	6	0	0	.333
2019	CHICAGO-AL	1-1	4.58	16	1	0	0	0	19.2	17	13	10	3	0	8	20	0	0	.227
2020	Did not pitch																		
2021	Charlotte	1-2	4.60	15	0	0	0	3	15.2	17	11	8	3	0	7	14	1	0	.262
	CHICAGO-AL	2-1	2.45	34	1	0	0	0	36.2	28	11	10	3	1	21	33	5	0	.224
2022	Charlotte+	0-0	0.00	2	0	0	0	0	1.2	2	0	0	0	0	1	2	0	0	.286
	CHICAGO-AL	1-1	6.00	8	0	0	0	0	9.0	8	7	6	3	0	4	7	0	0	.229
2023	Durham	2-1	3.09	18	1	0	0	0	23.1	20	11	8	2	0	3	23	1	0	.225
Minors Totals		14-10	2.31	159	1	0	0	14	214.1	163	68	55	12	5	83	247	15	2	.210
ML	Totals	4-3	4.08	66	2	0	0	0	75.0	65	39	34	12	2	39	66	5	0	.240

+ Rehab assignment

2024 PHILLIES

BURR'S CAREER TRANSACTIONS

- Selected by Arizona Diamondbacks in 5th round of 2015 MLB Draft
- Traded to Chicago White Sox for international pool money, August 11, 2017
- On injured list with right shoulder A/C joint inflammation, April 25-May 5, 2019
- On injured list with a right elbow capsule strain, May 25, 2019 through the remainder of the season
- On injured list with a right shoulder strain, April 4-28, 2022; included rehab assignment to Charlotte, April 24-28
- On COVID-related injured list, May 23-June 6, 2022
- Signed by Tampa Bay Rays as a minor league free agent, August 28, 2022
- Signed by Philadelphia as a minor league free agent, December 12, 2023

BURR'S CAREER FIELDING

POSITION	PCT	G	PO	A	E	TC	DP
Pitcher	.917	66	4	7	1	12	1

BURR'S GAME HIGHS

LOW-HIT CG: N/A... **SHUTOUTS:** N/A... **STRIKEOUTS:** 4 – 3 times, last: 9/25/21 at CLE... **WALKS:** 3 – 2 times, last: 7/5/21 at MIN... **LONGEST OUTING:** 2.0 inn. – 9 times, last: 5/12/22 vs NYY... **WINNING STREAK:** 2 games – 6/16-7/20/21... **LOSING STREAK:** 2 games – 7/28/21-5/9/22... **SCORELESS STREAK:** 14.0 inn – 5/31-7/3/21



NICK CASTELLANOS

Right Fielder

B-T: R-R

HT: 6-4; **WT:** 203

OPENING DAY AGE: 32

BORN: March 4, 1992, Hialeah, FL

RESIDES: Davie, FL

ML SERVICE: 10 years, 29 days

HOW OBTAINED: Signed by Phillies as a free agent, 3/22/22

CONTRACT STATUS: Signed a five-year contract on 3/22/22, taking him through 2026

@casty8

2023

- In his second year as a Phillie, made his second career All-Star team and recorded a career-high 106 RBI, his third career 100-RBI season
- Ranked T-5th in the NL in doubles (37), T-6th in RBI (106), 8th in multi-hit games (48), T-8th in hits (170) and T-9th in XBH (68) & games (157)
- Reached 10 years of major league service on 8/19 at WSH; hit a 3-run HR and tallied 4 RBI in the game
- Did not commit an error in 148 games, the longest errorless streak in the majors; his 346 straight errorless games in the outfield since 7/19/21 is the longest by a ML outfielder since Robbie Grossman (440 games) from 6/14/18-7/8/22
- His 104 hits pre-All-Star break were the most by a Phillie since Chase Utley also tallied 104 hits prior to the 2014 All-Star break
- His 13 three-hit games led the Phillies and were tied for 7th in the NL
- Had a career-high 11 stolen bases
- Tallied 4 multi-HR games (4/22 vs COL, 6/2 at WSH, 8/9 vs WSH, 9/20 at ATL), his most such games in a single season in his career
- Recorded 10 outfield assists (T-5th in the NL) in a season for the second time in his career
- Per Elias, is the only Phillie in the expansion era (since 1961) to record 5 or more outfield assists through his first 9 games of a season; the last major leaguer with 5 outfield assists in such a span was ML's Matt Mieske in 1997
- Snapped a 31-game homerless streak on 4/22 vs COL, part of his 10th career multi-HR game and first as a Phillie
- Slashed .324/.353/.543 (.897 OPS) in 44 games from 4/22-6/11 with 8 HR (184 PA), compared to .288/.367/.400 with no HR in his first 21 games of the year (90 PA)
- Slashed .351/.387/.567 (.954 OPS) across 24 June games; his 34 hits were the most by a Phillie in June since Odúbel Herrera (34) in 2017
- His home run on 7/5 at TB gave him one against all 30 major league clubs
- In the All-Star Game on 7/11 at T-Mobile Park, played 5 innings in CF and scored the game-tying run for the NL in the 8th inning
- Homered in his 5,000th career at-bat on 7/19 vs MIL, the first Phillies player to accomplish such a feat since Jim Thome in 2003
- Registered a season-high 13-game hitting streak from 7/30-8/12 (.339/.351/.679, 1.029 OPS)
- Notched 2 hits in an inning (2nd inning) on 8/11 vs MIN for the second time in his career (also, 5th inning, 7/10/14 at KC w/ DET)
- Registered a career-high-tying 8 putouts in RF on 8/6 vs KC (last, 9/14/18 at CWS)

CASTELLANOS PHAST PHACTS

- 2-time NL All-Star (2021 & 2023)
 - 2021 NL Silver Slugger Award winner
 - 2021 All-MLB Second Team
 - 2019 MLB leader in doubles
 - 2017 AL leader in triples
- Slashed .372/.404/.930 (1.334 OPS) with 7 HR and 17 RBI in 12 games from 9/12-24
 - His HR on 9/21 vs NYM traveled 454 feet with an exit velocity of 110.3 mph, the farthest and 3rd-hardest-hit HR of his career (in Statcast era)
 - Homered in back-to-back games 3 times (7/1-2, 8/9-10, 9/20-21) and had 4 HR across 4 games from 9/18-21
 - Collected an extra-base hit in 5 straight games from 9/20-24, tied for the 2nd-longest such streak of his career
 - Became the first player in MLB history with multiple HR in back-to-back postseason games and the third player in Phillies history with 2 multi-HR games in a single postseason (Jayson Werth & Chase Utley, 2009) – NLDS Game 3 on 10/11 vs ATL (Bryce Elder & AJ Smith-Shawver) and NLDS Game 4 on 10/12 vs ATL (Spencer Strider)
 - With a HR on 10/16 in Game 1 of the NLCS vs ARI (Zac Gallen), joined Reggie Jackson (NY, 1977) as the only players in MLB history with 5 HR across 3 postseason games
 - Was the third player in Phillies history to homer in 3 straight games in a single postseason, joining Bryce Harper in 2022 and Gary Matthews in 1983
- ## 2022
- With runners on base, posted a .311/.354/.429 slash line in 237 PA
 - In his first season with the Phillies, had 7 stolen bases
 - Recorded 8 of the team's 22 OF assists
 - Missed the game vs TEX on 5/3 for the birth of his son
 - His HR on 5/30 vs SF (Logan Webb) was the 500th XBH of his career
 - Recorded his 300th career double on 7/29 at PIT
 - Collected his 11th career four-hit game on 7/31 at PIT
 - Posted a 14-game hitting streak from 8/11-24 during which he batted .367 (22-60) with a .900 OPS
 - Was on the 10-day IL with a right oblique strain from 9/3-26
 - In his final 31 road games of the regular season (beginning 6/26), batted .339 (40-118) with an .801 OPS
 - Hit .308 (45-146) with 6 doubles, 5 HR, 16 RBI and 18 runs in his last 39 games of the regular season (beginning 7/28)
 - Scored the go-ahead run in the 9th inning on 10/7 in Game 1 of the NLWCs at STL (0-3, R, BB)

- In Game 1 of the NLDS at ATL on 10/11, became the 10th player in franchise history to collect at least 3 hits and 3 RBI in a postseason game (last: Jayson Werth, 10/21/09 vs LAD in Game 5 of the NLCS)
- Reached base safely in 7 straight postseason games from 10/19-11/1
- Collected a hit and scored a run in 3 straight postseason games from 10/19-22 during the NLCS
- Made his first career World Series appearance in Game 1 on 10/28 at HOU (1-5, RBI, R)

2021

- Made his first career All-Star team, starting in RF for the NL and batting fifth
- Earned his first career Silver Slugger Award
- Named All-MLB Second Team
- Was a finalist for the NL Hank Aaron Award
- Earned the Ernie Lombardi Award from the Cincinnati chapter of the BBWAA after leading the team in AVG (.309), hits (164), total bases (306), RBI (100), doubles (38) and SLG (.576)
- Was the CIN recipient of the Heart and Hustle Award
- Ranked 3rd in the NL in SLG, T-3rd in extra-base hits (73), 4th in doubles, AVG and OPS (.939), 5th in total bases, 6th in RBI, 7th in home runs (34), 8th in hits and 9th in runs (95)
- Became the 19th player in CIN franchise history with at least 30 home runs and 100 RBI in a season
- Established career highs in home runs, AVG, OBP (.362), SLG and OPS
- On 4/5 vs PIT, reached 500 career RBI on a solo HR off Sam Howard
- Was on the suspended list, 4/20-21
- Recorded his 1,000th career hit, 4/23 at STL (solo HR off Kwang Hyun Kim)
- Batted .409 (38-93) in May
- On 5/2 vs CHI, tied a career high with 5 hits and recorded his eighth career multi-home run game
- Hit safely in a career-best 21 straight games, 5/12-6/5, a streak that included 15 multi-hit games
- His 21-game hitting streak was the 2nd-longest in MLB to LAA's David Fletcher (26 games)
- Hit his 250th career double on 5/15 at COL
- Had an 18-game hitting streak at home, 5/17-6/26, the 2nd-longest in Great American Ball Park history
- Played in his 1,000th career game, 6/6 at STL
- Set a career high with 7 RBI and slugged his sixth career grand slam on 6/28 vs PHI
- Hit his 150th career home run, 6/30 vs SD (Joe Musgrove)
- Scored the 500th run of his career on 7/5 at KC (solo HR off Mike Minor)
- Was on the IL, 7/22-8/4, with a fractured right wrist
- At the time of his injury, led the NL in AVG (.329), doubles (29), extra-base hits (48) and total bases (133)
- Hit his seventh career grand slam on 9/1 vs STL, recording 6 RBI in the first 2 innings
- Was the first CIN player with at least 6 RBI in the first 2 innings of a game since RBI became an official stat in 1920
- Homered in a career-best 4 straight games, 9/24-27
- His HR on 9/25 vs WSH was his second career walk-off HR and second walk-off hit of the season

2020

- In his first season with CIN, led the team in games (60), runs (37), hits (49), total bases (106), doubles (11), triples (2) and XBH (27)
- Was NL Player of the Week for 7/27-8/2
- Became only the fourth batter since 1900 to hit at least 6 HR in CIN's first 11 team games of a season

- His 12-game hitting streak that began on Opening Day was the longest in MLB to open the season, the longest by a CIN batter to begin a season since Barry Larkin in 1995 (12 games) and the longest by a player to begin his CIN career since D'Angelo Jimenez in 2003 (15 games)
- Was the only CIN player to appear in every game and one of 15 ML players to appear in all of his team's games during the regular season
- Started 59 of CIN's 60 games, including each of the first 58; didn't start the 59th contest, but pinch-hit in the 7th inning
- Made 57 of his 59 starts in RF and 2 as the DH
- On 8/5 at CLE, appeared in the 900th game of his ML career
- In the NL Wild Card Series at ATL, led CIN in hits (3), total bases (4) and doubles (1)

2019

- Led the majors with 58 doubles, becoming the 10th player in MLB history with that many in a season, and was 2nd in extra-base hits (88), trailing Rafael Devers (90)
- Joined Hall of Famers Hank Greenberg (1934) and Joe Medwick (1937) as the only RHH in ML history with at least 55 doubles and 25 homers in a season
- Became first player to lead MLB in doubles playing for more than one team
- Set career highs in doubles and runs (100)
- Began season with DET and was traded to CHI on 7/31
- From 8/1-end of the regular season, led the NL in doubles (21) and also led CHI in hits (68), home runs (16) and runs (43)
- Became the fourth player to hit at least 8 home runs in his first 20 appearances with CHI, joining Hank Sauer (9, 1949), Mandy Brooks (8, 1925) and Donnie Murphy (8, 2013)
- Hit 11 home runs in August, the most by a CHI player that month since Sammy Sosa also hit 11 in August 2002



- Homered in the first inning in 3 consecutive appearances, 8/18-21; his 12 first-inning HR were 2nd in MLB to Eugenio Suarez (15)
- Made 136 starts in RF and 4 in LF

2018

- Was 3rd in the AL in hits (185) & multi-hit games (56), 4th in doubles (46) and outfield assists (10), 8th in total bases (310) & extra-base hits (74) and 9th in AVG (.298)
- Was 2nd in MLB in 3-hit games (19)
- Was voted Tiger of the Year by the Detroit chapter of the BBWAA
- Led MLB with a .381 AVG (56-147) vs LHP
- Became the eighth player in DET franchise history with at least 20 home runs and 40 doubles in a season
- Named DET's Player of the Month in May, August and September
- Had multiple hits in 9 of 13 games from 5/20-6/2, slashing 439/448/684 in that stretch
- Recorded a multi-HR game on 6/16 at CWS
- Hit his fourth career grand slam on 7/1 at TOR
- Named AL Player of the Week for the first time in his career, 8/13-19

2017

- Led the AL with 10 triples, becoming the first DET 3rd baseman with 10 or more triples in a season since Ossie Vitt in 1916 (12)
- Ranked 6th in the AL in extra-base hits (72), T-9th in RBI (101) and T-10th in total bases (301)
- Became the first DET player since Al Kaline in 1956 with at least 10 triples, 25 home runs and 100 RBI
- Was the 10th player in DET history with a 100-RBI season at age 25 or younger, and first since Miguel Cabrera in 2008
- Named DET's nominee for the Hank Aaron Award
- Homered on Opening Day, 4/4 at CWS
- Hit 2 triples on 4/19 at TB
- Recorded his 100th career double on 5/31 at KC
- Hit 2 home runs and a triple on 7/18 at KC
- Hit his first career inside-the-park home run on 8/22 at NYY
- Made his first career start in RF on 9/8 at TOR; finished with 20 starts in RF
- His 6 games with 4 or more RBI were tied for most in the AL
- Hit safely in 17 straight games from 9/3-20, slashing .418/.429/.776
- His 42 hits were tied for the AL lead in September and he was T-2nd in doubles (11), 3rd in AVG (.368), T-3rd in RBI (25), 6th in SLG (.649) and 7th in OPS (1.030)

2016

- Spent his third full season with DET
- Named DET's Player of the Month for April after slashing .363/.376/.563 with 10 runs, 5 doubles, 1 triple, 3 HR and 14 RBI
- Led the AL in AVG and was T-5th in hits (29) during April
- Was on the IL from 8/27-9/26 with a non-displaced fracture of the fifth metacarpal of his left hand

2015

- Completed his second full season with DET
- Recorded his first 4-hit game on 7/6 vs SEA
- Homered in consecutive games 3 times in July: 7/6-7, 7/21-22 and 7/25-26
- Hit his first ML grand slam on 7/22 vs SEA, and hit another on 8/19 at CHI

- His 2 grand slams were T-2nd in the AL

- Recorded his first multi-HR game on 8/19 at CHI and also had 2 doubles and 5 RBI; became the first DET player to have 4 extra-base hits in a game since Iván Rodríguez on 4/5/06 at KC
- Batted .351 (40-114) against LHP, the 4th-highest average in the AL
- Ranked 5th in the AL with a .342 AVG (39-114) with RISP

MOST DOUBLES IN MLB (2014-23)

1.	Freddie Freeman	380
2.	Mookie Betts	347
3.	NICK CASTELLANOS	342
4.	Xander Bogaerts	337
5.	Nolan Arenado	335

2014

- Ranked 2nd among AL rookies in hits (138), doubles (3) and RBI (66)
- His 31 doubles were 10th-most ever by a DET player in his rookie season
- Made DET's Opening Day roster
- Recorded his first ML RBI on 4/4 vs BAL
- Slugged his first ML home run on 4/9 at LAD (Josh Beckett)
- Became just the fifth DET rookie since at least 1914 to connect for 3 consecutive 3-hit games from 6/5-7
- Selected to the *Baseball America* All-Rookie Team following the season

2013

- Selected to the International League postseason All-Star team
- Led the IL in runs (81), was T-1st in doubles (37), 2nd in hits (147) and 4th in RBI (76)
- Spent majority of the season with Toledo (AAA)
- Had his contract selected by DET on 9/1 and made his ML debut that day vs CLE
- Collected his first ML hit, an infield single, on 9/7 at KC
- Following the season, was ranked the No. 1 prospect in DET's minor league system and No. 25 prospect in baseball by *Baseball America*

2012

- Was named MVP of the All-Star Futures Game at Kauffman Stadium (3 H, HR, 3 RBI)
- Began season with Lakeland (A)
- Had an 18-game hitting streak from 4/29-5/17, during which he slashed .431/.494/.583
- Named Topps Florida State League Player of the Month and DET Minor League Player of the Month for May, after slashing .418/.496/.564
- Following the season, was ranked the No. 1 prospect in DET's minor league system and No. 21 prospect in baseball by *Baseball America*
- Played for Mesa in the Arizona Fall League following the season and was named the No. 8 prospect in the league by *Baseball America*

2011

- Named DET's Minor League Player of the Year
- Selected as a Midwest League postseason All-Star
- Led the MWL in hits (158), was T-1st in games (135), 2nd in doubles (36), 3rd in at-bats (507) and 5th in AVG (.312)
- Spent the season with West Michigan (A), where he was named the club's Player of the Year
- Had a 10-game hitting streak from 5/18-27

- Named DET's Minor League Player of the Month for June
- Following the season, was named the No. 2 prospect in DET's minor league system and No. 45 prospect in baseball by *Baseball America*

2010

- Made his professional debut with the Gulf Coast League Tigers (R)
- Following the season, was named the No. 2 prospect in DET's minor league system and No. 65 prospect in baseball by *Baseball America*

PERSONAL

Nicholas Alexander Castellanos (pronounced cah-ste-YAH-nos)... Married, wife's name is Jessica; has two sons, Liam and Otto... 2010 graduate of Archbishop McCarthy High School (FL)... As a senior, was the state's Gatorade Player of the Year and a *Baseball America* second-team High School All-American... Ranked 12th nationally in the final 2010 Perfect Game class rankings... Played in 2009 Perfect Game National Showcase and 2009 PG World Showcase... Was teammates with Bryce Harper on USA Baseball's 2009 18U Team that went 8-0 to claim the gold medal in the COPABE Pan Am AAA Championships... **Hobby:** Baseball... **Signed by:** Rolando Casanova

NICK CASTELLANOS' CAREER STATISTICS

YEAR	CLUB	AVG	G	AB	R	H	2B	3B	HR	RBI	SH	SF	HP	BB	SO	SB	CS	OBP	SLG	OPS	E
2010	GCL Tigers	.333	7	24	5	8	2	0	0	3	0	1	0	4	5	0	1	.414	.417	.830	3
2011	West Michigan	.312	#135	507	65	*158	36	3	7	76	1	6	3	45	130	3	2	.367	.436	.803	23
2012	Lakeland	.405	55	215	37	87	17	3	3	32	0	3	3	22	42	3	2	.461	.553	1.014	13
	Erie	.264	79	322	35	85	15	1	7	25	0	3	2	14	76	5	4	.296	.382	.678	4
2013	Toledo	.276	134	533	*81	147	#37	1	18	76	0	5	3	54	100	4	1	.343	.450	.793	3
	DETROIT	.278	11	18	1	5	0	0	0	0	0	0	0	1	0	0	0	.278	.278	.556	0
2014	DETROIT	.259	148	533	50	138	31	4	11	66	0	7	3	36	140	2	2	.306	.394	.700	15
2015	DETROIT	.255	154	549	42	140	33	6	15	73	0	6	1	39	152	0	3	.303	.419	.721	12
2016	DETROIT	.285	110	411	54	117	25	4	18	58	0	5	3	28	111	1	1	.331	.496	.827	9
2017	DETROIT	.272	157	614	73	167	36	*10	26	101	0	5	5	41	142	4	5	.320	.490	.811	19
2018	DETROIT	.298	157	620	88	185	46	5	23	89	0	3	6	49	151	2	1	.354	.500	.854	3
2019	DETROIT	.273	100	403	57	110	37	3	11	37	0	2	3	31	96	2	1	.328	.462	.790	2
	CHICAGO-NL	.321	51	212	43	68	21	0	16	36	0	1	2	10	47	0	1	.356	.646	1.002	0
	DET/CHI	.289	151	615	100	178	58	3	27	73	0	3	5	41	143	2	2	.337	.525	.863	2
2020	CINCINNATI	.225	60	218	37	49	11	2	14	34	0	1	4	19	69	0	2	.298	.486	.784	3
2021	CINCINNATI	.309	138	531	95	164	38	1	34	100	0	6	7	41	121	3	1	.362	.576	.939	2
2022	PHILLIES	.263	136	524	56	138	27	0	13	62	0	2	3	29	130	7	1	.305	.389	.694	0
2023	PHILLIES	.272	157	626	79	170	37	2	29	106	0	6	3	36	185	11	2	.311	.476	.788	0
	Minors Totals	.303	410	1601	223	485	107	8	35	212	1	18	11	139	353	15	10	.359	.445	.804	46
	AL Totals	.274	837	3148	365	862	208	32	104	424	0	28	21	224	793	11	13	.324	.459	.783	60
	NL Totals	.279	542	2111	310	589	134	5	106	338	0	16	19	135	552	21	7	.326	.498	.824	5
	ML Totals	.276	1379	5259	675	1451	342	37	210	762	0	44	40	359	1345	32	20	.324	.475	.799	65

* League leader
Tied for league lead

CASTELLANOS' WILD CARD SERIES STATISTICS

YEAR	CLUB, OPP	AVG	G	AB	R	H	2B	3B	HR	RBI	SH	SF	HP	BB	SO	SB	CS	OBP	SLG	OPS	E
2020	CIN, ATL	.300	2	10	0	3	1	0	0	0	0	0	0	0	4	0	0	.300	.400	.700	0
2022	PHI, STL	.000	2	7	1	0	0	0	0	0	0	0	0	1	2	0	0	.125	.000	.125	0
2023	PHI, MIA	.250	2	8	1	2	2	0	0	1	0	0	0	0	2	0	0	.250	.500	.750	0
	WC Totals	.200	6	25	2	5	3	0	0	1	0	0	0	1	8	0	0	.231	.320	.551	0

CASTELLANOS' DIVISION SERIES STATISTICS

YEAR	CLUB, OPP	AVG	G	AB	R	H	2B	3B	HR	RBI	SH	SF	HP	BB	SO	SB	CS	OBP	SLG	OPS	E
2014	DET, BAL	.100	3	10	1	1	0	0	1	1	0	0	0	2	1	0	0	.250	.400	.650	0
2022	PHI, ATL	.313	4	16	1	5	1	0	0	5	0	0	0	1	2	0	0	.353	.375	.728	0
2023	PHI, ATL	.467	4	15	5	7	0	0	4	4	0	0	0	2	1	1	0	.529	1.267	1.796	0
	DS Totals	.317	11	41	7	13	1	0	5	10	0	0	0	5	4	1	0	.391	.707	1.099	0

CASTELLANOS' LEAGUE CHAMPIONSHIP SERIES STATISTICS

YEAR	CLUB, OPP	AVG	G	AB	R	H	2B	3B	HR	RBI	SH	SF	HP	BB	SO	SB	CS	OBP	SLG	OPS	E
2022	PHI, SD	.222	5	18	3	4	2	0	0	1	0	0	1	0	4	0	0	.263	.333	.596	0
2023	PHI, ARI	.042	7	24	1	1	0	0	1	2	0	1	0	2	11	0	0	.111	.167	.278	0
	LCS Totals	.119	12	42	4	5	2	0	1	3	0	1	1	2	15	0	0	.174	.238	.412	0

CASTELLANOS' WORLD SERIES STATISTICS

YEAR	CLUB, OPP	AVG	G	AB	R	H	2B	3B	HR	RBI	SH	SF	HP	BB	SO	SB	CS	OBP	SLG	OPS	E
2022	PHI, HOU	.125	6	24	3	3	1	0	0	1	0	0	0	1	10	0	0	.160	.167	.327	0

CASTELLANOS' ALL-STAR GAME STATISTICS

YEAR	CLUB, SITE	AVG	G	AB	R	H	2B	3B	HR	RBI	SH	SF	HP	BB	SO	SB	CS	OBP	SLG	OPS	E
2021	NL, COL	.000	1	2	0	0	0	0	0	0	0	0	0	0	0	0	0	.000	.000	.000	0
2023	NL, SEA	.500	1	2	1	1	0	0	0	0	0	0	0	1	1	0	0	.667	.500	1.167	0
ASG	Totals	.250	2	4	1	1	0	0	0	0	0	0	0	1	1	0	0	.400	.250	.650	0

CASTELLANOS' CAREER TRANSACTIONS

- Selected by Detroit Tigers in 1st round (44th overall) of 2010 MLB Draft
- On injured list with a fractured right metacarpal of his left hand, August 7-September 26, 2016
- Traded to Chicago Cubs for Alex Lange (rhp) and Paul Richan (rhp), July 31, 2019
- Signed by Cincinnati Reds as a free agent, January 27, 2020
- On injured list with a fractured right wrist, July 22-August 4, 2021
- Signed by Philadelphia as a free agent, March 22, 2022
- On injured list with a right oblique strain, September 3-26, 2022

CASTELLANOS' CAREER FIELDING

POSITION	PCT	G	PO	A	E	TC	DP
Third base	.955	527	310	847	54	1211	82
Outfield	.992	775	1387	42	11	1440	8

CASTELLANOS' GAME HIGHS

HITS: 5 – 2 times, last: 5/2/21 vs CHI... **RUNS:** 4 – 5/2/21 vs CHI... **DOUBLES:** 2 – 33 times, last: 8/16/23 at TOR... **TRIPLES:** 2 – 4/19/17 at TB... **HOME RUNS:** 2 – 13 times, last: 9/20/23 at ATL... **RBI:** 7 – 6/28/21 vs PHI... **WALKS:** 3 – 3 times, last: 7/1/21 vs SD... **STOLEN BASES:** 1 – 32 times, last: 9/24/23 vs NYM... **HITTING STREAK:** 21 games – 5/12-6/5/21

CASTELLANOS' NOTABLE HOMERS

GRAND SLAMS: 7 – 7/22/15 vs SEA (Mike Montgomery); 8/19/15 at CHI (Jon Lester); 9/8/17 at TOR (Marcus Stroman); 7/1/18 at TOR (J.A. Happ); 7/29/20 vs CHI (Rex Brothers); 6/28/21 vs PHI (Neftali Feliz); 9/1/21 vs STL (gm 2) (J.A. Happ)... **INSIDE-THE-PARK HR:** 1 – 8/22/17 vs NYY (Chasen Shreve)... **LEADOFF HR:** None... **PINCH HR:** None... **WALK-OFF HR:** 2 – 7/21/19 vs TOR (Tim Lincecum); 9/25/21 vs WSH (Patrick Murphy)





MAX CASTILLO

Right-Handed Pitcher

68

@_maximocastillo.60

B-T: R-R
HT: 6-2; **WT:** 280
OPENING DAY AGE: 24
BORN: May 4, 1999, Caracas, VZ
RESIDES: Miranda, VZ
ML SERVICE: 80 days

HOW OBTAINED: Claimed off waivers from Boston Red Sox, 2/7/24

2024 PHILLIES

2023

- Had 4 stints with KC and allowed 1 run or none in 5 of his 7 games
- Worked 2.0-plus innings in 5 of his 7 relief appearances
- Made 22 appearances (21 starts) for Omaha (AAA), going 6-7 with a 4.58 ERA (59 ER, 116.0 IP) and 94 SO against 28 BB
- Pitched for Lara in the Venezuelan Winter League following the season, going 5-0 with a 2.72 ERA (15 ER, 49.2 IP) in 11 games (9 starts)

2022

- Split time between New Hampshire (AA) and Buffalo (AAA) in the TOR system to begin the season, going 5-1 with a 1.92 ERA (12 ER, 56.1 IP) and a 10.2 SO/9.0 IP ratio in 11 games (9 starts)
- Made his ML debut with TOR on 6/19 vs NYY (1.0 IP, 2 H, 2 R, SO)
- After 9 games (2 starts) for TOR, was traded to KC on 8/2
- Made his KC debut in a start on 8/18 at TB (L, 5.0 IP, 3 H, R, BB, 3 SO)
- Split the remainder of the season between KC (14 games, 6 starts) and Omaha (7 games, 6 starts)
- Pitched for Lara in the Venezuelan Winter League following the season

2021

- Pitched exclusively for New Hampshire
- His 11 wins led all double-A pitchers
- Ranked 3rd in the Northeast Division with 102.0 IP
- Pitched for Lara in the Venezuelan Winter League following the season, going 1-1 with a 2.33 ERA (5 ER, 19.1 IP) in 12 appearances

2020

- Did not pitch
- Pitched for Lara in the Venezuelan Winter League following the season

2019

- Named a Florida State League postseason All-Star with Dunedin (A)
- Posted a career-best 2.69 ERA (39 ER, 130.1 IP)

2018

- Named a Midwest League midseason All-Star with Lansing (A)
- Made 28 appearances (22 starts) for Lansing, going 10-5 with a 4.52 ERA (66 ER, 131.1 IP)
- Set career highs in innings pitched and strikeouts (115)

2017

- Went 6-0 with Bluefield (R), walking just 7 batters against 52 strikeouts for a 9.89 SO/9.0 IP

2016

- Split his first pro season between GCL Blue Jays (R) and DSL Blue Jays (R)

PERSONAL

Maximo Alberto Castillo... Married, wife's name is Xacha... Represented Team Venezuela in the 2023 World Baseball Classic

MAX CASTILLO'S CAREER STATISTICS

YEAR	CLUB	W-L	ERA	G	GS	CG	SHO	SV	IP	H	R	ER	HR	HB	BB	SO	WP	BK	AVG
2016	DSL Blue Jays	0-0	2.45	4	3	0	0	0	11.0	7	3	3	0	1	3	11	2	0	.175
	GCL Blue Jays	2-3	4.62	9	9	0	0	0	39.0	38	23	20	2	3	13	29	6	0	.257
2017	Bluefield	6-0	3.80	10	10	0	0	0	47.1	54	23	20	4	1	7	52	4	1	.284
2018	Lansing	10-5	4.52	28	22	0	0	1	131.1	142	74	66	12	7	42	115	13	3	.277
2019	Dunedin	11-5	2.69	24	24	0	0	0	130.1	115	46	39	8	4	28	114	3	0	.235
2020	Did not pitch																		
2021	New Hampshire	*11-4	4.85	21	20	0	0	0	102.0	106	60	55	12	4	35	89	9	1	.265
2022	New Hampshire	3-1	3.10	6	6	0	0	0	29.0	21	10	10	3	0	14	35	2	0	.198
	Buffalo	2-0	0.66	5	3	0	0	0	27.1	10	2	2	2	1	10	29	0	0	.112
	TORONTO	0-0	3.05	9	2	0	0	0	20.2	15	9	7	4	0	5	20	1	0	.197
	Omaha	1-1	8.44	7	6	0	0	0	21.1	35	24	20	3	2	9	22	0	0	.354
	KANSAS CITY	0-2	9.16	5	4	0	0	0	18.2	23	19	19	4	2	10	17	1	0	.307
2023	Omaha	6-7	4.58	22	21	0	0	0	116.0	117	66	59	31	3	28	94	7	0	.257
	KANSAS CITY	0-1	4.43	7	0	0	0	0	20.1	20	10	10	2	3	9	10	0	0	.267
Minors Totals		52-26	4.04	136	124	0	0	1	654.2	645	331	294	77	26	189	590	46	5	.255
ML	Totals	0-3	5.43	21	6	0	0	0	59.2	58	38	36	10	5	24	47	2	0	.257

* League leader

CASTILLO'S WORLD BASEBALL CLASSIC STATISTICS

YEAR	CLUB	W-L	ERA	G	GS	CG	SHO	SV	IP	H	R	ER	HR	HB	BB	SO	WP	BK	AVG
2023	Venezuela	Did not pitch																	

CASTILLO'S CAREER TRANSACTIONS

- Signed by Toronto Blue Jays as an amateur free agent, September 25, 2015
- Traded to Kansas City with Samad Taylor (inf/of) for Whit Merrifield (inf/of), August 2, 2022
- Claimed off waivers by Boston Red Sox, January 2, 2024
- Claimed off waivers by Philadelphia, February 7, 2024

CASTILLO'S CAREER FIELDING

POSITION	PCT	G	PO	A	E	TC	DP
Pitcher	1.000	21	1	8	0	9	1

CASTILLO'S GAME HIGHS

LOW-HIT CG: N/A... **SHUTOUTS:** N/A... **STRIKEOUTS:** 7 – 6/25/22 at MIL... **WALKS:** 4 – 9/25/22 vs SEA... **LONGEST OUTING:** 5.0 inn. – 2 times, last: 10/2/22 at CLE... **WINNING STREAK:** N/A... **LOSING STREAK:** 3 games – 8/18/22-5/21/23... **SCORELESS STREAK:** 7.1 inn. – 6/25-7/2/22



RODOLFO CASTRO

Infielder

29

@rodolfocastro_21

B-T: S-R

HT: 6-0; **WT:** 205

OPENING DAY AGE: 24

BORN: May 21, 1999, Los Llanos, DR

RESIDES: Santo Domingo, DR

ML SERVICE: 1 year, 127 days

HOW OBTAINED: Acquired from Pittsburgh Pirates for Bailey Falter, 8/1/23

2023

- Between both PHI and PIT, appeared at 2nd base (45 games, 24 starts), SS (31 games, 26 starts) and 3rd base (17 games, 9 starts)
- Had a career-high-tying 7-game hitting streak from 4/10-17 with PIT
- Played 12 games for Indianapolis (AAA) in July before being traded to the Phillies on 8/1
- Made his Phillies debut as a defensive replacement on 8/2 at MIA and scored in the 11th inning
- Made his first start for the Phillies on 8/8 vs WSH (gm 2) at 3rd base
- Snapped an 0-for-23 skid with an infield single on 8/12 vs MIN, his first hit with the Phillies
- Slashed .262/.344/.477 with an .821 OPS against LHP
- Optioned to the Phillies spring training complex on 9/30 and was a part of the club's stay-ready camp in Clearwater for the duration of the postseason

2022

- Began the season with Indianapolis and made 15 starts at 3rd base, 6 at 2nd base and 5 at SS prior to being recalled on 5/12
- Made his season debut with PIT as a starter at SS on 5/12 vs CIN
- Connected for his first HR and recorded his first career 4-RBI game on 6/1 at LAD
- Optioned to Indianapolis on 6/5 and hit safely in 10 straight games from 7/26-8/6, going 16-for-44 (.364) with 5 XBH and a .936 OPS
- Recalled on 8/9 and hit .318 (21-66) with 2 2B, 2 3B, 4 HR and a .966 OPS in 19 games with PIT in August
- Hit a 3-run HR while matching his career high in RBI (4) on 9/14 at CIN

2021

- Began the season on PIT's taxi squad and was recalled from the alternate site on 4/21
- Made his ML debut on 4/21 at DET (gm 2), starting at 3rd base and going 0-for-3
- Optioned to Altoona (AA) on 4/27 before being recalled by PIT on 7/6
- Slugged his first career HR on 7/9 at NYM (Nick Tropeano), becoming the first Pirate since Craig Wilson on 5/1/2001 to hit a pinch-hit HR for his first big league hit
- Recorded multi-HR games on 7/11 at NYM and 7/28 vs MIL
- Spent final week of minor league season with Indianapolis, where he was named Triple-A East Player of the Week, 9/20-26

2020

- Spent time at the alternate training site in Altoona and was a member of PIT's taxi squad for the final week of the regular season

2019

- Appeared in a minor league career-high 118 games while splitting season between Greensboro (A) and Bradenton (A), making 70 starts at 2nd base, 33 at SS and 11 at 3rd base
- Ranked 4th among PIT minor leaguers in RBI (73)
- Was a South Atlantic League midseason All-Star and participated in the SAL home run derby
- Was named SAL Player of the Week for the week of 4/29-5/5

2018

- Spent the season with West Virginia (A), where he made 89 appearances (87 starts) at 2nd base and 12 (11 starts) at SS
- Ranked 2nd on the team in home runs (12) and 3rd in RBI (50) & total bases (152)

2017

- Led the Gulf Coast League in total bases (90) and was T-1st in extra-base hits (22) and 4th in SLG (.479)
- Named to the GCL postseason All-Star team
- Made 19 appearances at SS, 17 at 3rd base and 15 at 2nd base

2016

- Spent his first professional season with the Dominican Summer League Pirates (R), where he made 52 appearances (50 starts) at SS and 1 at 3rd base
- Hit safely in each of his first 8 games with 5 multi-hit efforts
- Named to the DSL midseason All-Star team

PERSONAL

Rodolfo Castro... Has played with Toros del Este in the Dominican Winter League each of the last three offseasons and with Gigantes de Carolina in the Puerto Rican Winter League in 2018 ... **Signed by:** Rene Gayo, Juan Mercado and José Ortiz

RODOLFO CASTRO'S CAREER STATISTICS

YEAR	CLUB	AVG	G	AB	R	H	2B	3B	HR	RBI	SH	SF	HP	BB	SO	SB	CS	OBP	SLG	OPS	E
2016	DSL Pirates	.271	56	192	27	52	15	3	2	29	2	6	3	27	48	2	1	.360	.411	.711	34
2017	GCL Pirates	.277	53	188	27	52	12	4	6	32	2	1	4	16	47	4	3	.344	.479	.823	17
2018	West Virginia	.231	105	385	47	89	19	4	12	50	8	6	1	26	100	6	3	.278	.395	.673	20
2019	Greensboro	.242	61	215	33	52	13	2	14	46	1	7	5	18	68	6	5	.306	.516	.822	15
	Bradenton	.243	57	202	26	49	13	1	5	27	0	0	0	13	54	1	0	.288	.391	.679	9
2020	Did not play																				
2021	PITTSBURGH	.198	31	86	9	17	2	0	5	8	0	0	1	6	27	0	0	.258	.395	.653	4
	Altoona	.242	72	285	43	69	14	1	12	47	0	4	4	19	72	7	4	.295	.425	.720	17
	Indianapolis	.286	8	35	7	10	4	0	3	8	0	0	3	11	0	0	.342	.657	.999	1	
2022	Indianapolis	.246	75	272	37	67	13	2	12	40	0	4	6	32	86	6	3	.334	.441	.775	10
	PITTSBURGH	.233	71	253	25	59	8	4	11	27	0	1	2	22	74	5	3	.299	.427	.725	13
2023	PITTSBURGH	.228	78	197	19	45	7	0	6	22	0	1	5	21	62	1	4	.317	.355	.672	11
	Indianapolis	.192	12	52	7	10	2	0	2	10	0	1	1	3	21	0	0	.246	.346	.592	2
	PHILLIES	.100	14	30	2	3	0	0	0	2	0	0	0	2	12	0	0	.156	.100	.256	2
	PIT/PHI	.211	92	227	21	48	7	0	6	24	0	1	5	23	74	1	4	.297	.322	.619	13
Minors Totals		.246	499	1826	254	450	105	17	68	289	13	29	24	157	507	32	19	.310	.434	.744	125
ML	Totals	.219	194	566	55	124	17	4	22	59	0	2	8	51	175	6	7	.292	.380	.672	30

CASTRO'S CAREER TRANSACTIONS

- Signed by Pittsburgh Pirates as an amateur free agent, October 30, 2015
- Traded to Philadelphia for Bailey Falter (lhp), August 1, 2023

CASTRO'S CAREER FIELDING

POSITION	PCT	G	PO	A	E	TC	DP
Second base	.962	97	134	191	13	338	47
Third base	.951	46	18	79	5	102	10
Shortstop	.931	50	57	104	12	173	22

CASTRO'S GAME HIGHS

HITS: 3 – 2 times, last: 4/15/23 at STL... **RUNS:** 2 – 9 times, last: 5/17/23 at DET... **DOUBLES:** 1 – 17 times, last: 6/7/23 vs OAK... **TRIPLES:** 1 – 4 times, last: 9/21/22 at NYY... **HOME RUNS:** 2 – 2 times, last: 7/28/21 vs MIL... **RBI:** 4 – 3 times, last: 4/19/23 at COL... **WALKS:** 2 – 2 times, last: 5/28/23 at SEA... **STOLEN BASES:** 1 – 6 times, last: 4/26/23 vs LAD... **HITTING STREAK:** 7 games – 2 times, last: 4/10-17/23

CASTRO'S NOTABLE HOMERS

GRAND SLAMS: None... **INSIDE-THE-PARK HR:** None... **LEADOFF HR:** None... **PINCH HR:** 1 – 7/9/21 at NYM (Nick Tropeano)... **WALK-OFF HR:** None



JAKE CAVE

Outfielder

44

@jakecave8

B-T: L-L

HT: 6-0; **WT:** 198

OPENING DAY AGE: 31

BORN: December 4, 1992, Hampton, VA

RESIDES: McKinney, TX

ML SERVICE: 4 years, 71 days

HOW OBTAINED: Claimed off waivers from Baltimore Orioles, 12/2/22

2023

- Played 65 games over 2 stints with the Phillies; defensively: 35 games (31 starts) in LF, 17 games (14 starts) at 1st base, 11 games (6 starts) in RF and 1 start in CF
- Made his fourth career Opening Day roster and started in LF on 3/30 at TEX
- Recorded his first hit as a Phillie on 4/4 at NYY and slugged his first HR with the club on 4/10 vs MIA
- Drove in a career-high-tying 4 runs on 4/16 at CIN
- Clubbed a 428-foot HR on 8/8 vs WSH (gm 1), his farthest HR since 2019
- Tallied a career-high-tying 3 hits twice, 4/29 at HOU and 8/18 at WSH
- Homered against WSH in the Little League Classic on 8/20; at 107.0 mph, it was his hardest-hit HR since 2018
- Had an XBH in a career-high 4 straight games from 8/16-20
- Homered in back-to-back games from 8/19-20 for the fourth time in his career and the first since 2019
- Registered his 100th career XBH with a triple on 9/11 vs ATL (gm 2)
- Hit safely in 21 straight games for Lehigh Valley (AAA) from 5/4-28 (.437/.524/.862, 1.386 OPS), tied for the 4th-longest hitting streak in franchise history
- Was named International League Player of the Week for 5/22-28 and IL Player of the Month for May
- Appeared in 3 postseason games for the Phillies as a pinch-hitter in the NLCS vs ARI and doubled to center field in Game 2 on 10/17 for his first career extra-base hit in the postseason

2022

- Attended ML spring training with MIN as a non-roster invitee
- Began the season with St. Paul (AAA)
- Reached base safely in 49 consecutive games from 5/3-7/7
- Among all minor league players, ranked 4th in triples (7)
- Had a 15-game hitting streak from 5/18-6/3 (.338 AVG)
- Hit 2 grand slams: 5/21 at Omaha and 7/6 at Louisville
- Posted a 1.047 OPS in 23 games during June
- Had his contract selected by MIN on 8/2
- Played in only 54 games for MIN but ranked T-2nd on the club in triples (3)

2021

- Made his third career Opening Day roster, all with MIN
- Was placed on the 60-day IL on 5/13 with a stress reaction in his lower back; played in 8 rehab games for St. Paul and posted a .972 OPS before being reinstated from the IL on 7/24
- Made 16 starts in LF, 18 starts in CF and 7 starts in RF

2020

- Was MIN's Opening Day center fielder; went 2-for-5 with 2 RBI
- Hit his second career grand slam on 7/26 at CWS (Reynaldo Lopez)
- Hit 2 home runs on 9/23 vs DET
- Appeared in one postseason game for MIN on 9/30 vs HOU in Game 2 of the ALWCSS

2019

- Made his first career Opening Day roster
- Shuttled between MIN and Rochester (AAA) all season
- Had a 15-game hitting streak for Rochester from 5/24-6/7 (.403 AVG)
- Had 4 doubles on 6/6 at Syracuse
- Named MIN Minor League Player of the Week, 6/3-9, after hitting .417 with 7 doubles, 2 triples and 1 home run
- Had his first 2 career multi-HR games on 8/23 vs DET and 8/29 at CWS
- After his final recall on 8/3, slashed .304/.375/.564 in 37 games
- Made his postseason debut in Game 2 of the ALDS at NYY on 10/5 as the starting left fielder
- Collected his first postseason hit, a single, in Game 3 of the ALDS vs NYY

2018

- Went to spring training with NYY before being designated for assignment on 3/12 and traded to MIN for RHP Luis Gil on 3/16
- Received the Bill Boni Award for MIN's Most Outstanding Rookie, voted by the Twin Cities chapter of the BBWAA
- Among all AL rookies following the All-Star break, ranked T-1st in games (65), 5th in home runs (10) & RBI (33) and 8th in hits (51)
- Began the season with Rochester
- Recalled by MIN on 5/19 and made his ML debut that night vs MIL (1-3, 2 runs scored)
- Was the 12th player in MIN franchise history to homer for their first career hit (Peralta)
- Hit his first career grand slam on 8/5 vs KC (Danny Duffy)
- Made 65 starts in CF for MIN

2017

- Split the season between Trenton (AA) and Scranton/Wilkes-Barre (AAA)
- Combined to slash .305/.351/.542 with an .893 OPS in 103 games and 437 plate appearances between both levels
- Hit 20 home runs, which was T-1st among all NYY minor leaguers

- Named International League Player of the Month for July after hitting .390 with 25 runs, 7 HR and 21 RBI in 26 games
- Named IL Player of the Week, 7/17-23 (.557 AVG, 6 R, 2 2B, 2 HR, 8 RBI)
- Had a 19-game hitting streak from 7/15-8/4 (.440 AVG)
- Following the season, was named an Organization All-Star by MiLB.com

2016

- Began the season with CIN after being selected in the Rule 5 draft
- Appeared in 26 spring training games with CIN and hit .255 (14-55)
- Reacquired by NYY on 4/5 as a Rule 5 draft return
- Split the season between Trenton and Scranton/Wilkes-Barre

2015

- Spent the majority of the season with Trenton, but also appeared in 7 games for Scranton/Wilkes-Barre
- Hit .269 in 125 games for Trenton before being promoted to SWB on 9/1
- With SWB, went 11-for-24 (.458 AVG) with 3 doubles and a triple in 7 games

2014

- Named a Florida State League midseason and postseason All-Star
- Split the season between Tampa (A) and Trenton

- Combined to slash .294/.341/.414 with 74 runs, 28 doubles and 9 triples in 132 games between both levels
- Among all minor league players, ranked T-9th in hits (165)
- Had two 5-hit games on 4/27 vs Lakeland and 6/25 at Clearwater

2013

- Spent the season with Charleston (A)
- Among all NYY minor leaguers, ranked 9th in AVG (.282)
- Ranked T-3rd in the South Atlantic League in doubles (37)

2012

- Did not play due to injury

2011

- Made his pro debut with Gulf Coast League Yankees (R) and played in one game

PERSONAL

Andrew Jacob Cave... Married, wife's name is Saige; has one daughter, Sloane, and one son, Sonny... 2011 graduate of Kecoughtan High School (VA)... As a senior, hit .627 with a .725 OBP and also pitched, posting a 1.65 ERA with 101 strikeouts in 55.0 IP as he was named Co-Eastern Region Player of the Year in Virginia... Ranked 25th nationally in the final 2011 Perfect Game class rankings... Played in 2010 Perfect Game All-American Classic, 2010 PG National Showcase and 2009 PG Junior National Showcase... Had committed to LSU prior to being drafted by NYY... **Hobbies:** Watching movies, cooking, hiking and video games

JAKE CAVE'S CAREER STATISTICS

YEAR	CLUB	AVG	G	AB	R	H	2B	3B	HR	RBI	SH	SF	HP	BB	SO	SB	CS	OBP	SLG	OPS	E
2011	GCL Yankees	.000	1	1	0	0	0	0	0	0	0	0	0	1	0	0	0	.500	.000	.500	0
2012	Injured – Did not play																				
2013	Charleston	.282	115	464	69	131	37	6	2	31	4	4	8	40	110	18	9	.347	.401	.748	2
2014	Tampa	.304	90	385	50	117	18	4	3	24	1	0	2	28	80	10	3	.354	.395	.749	1
	Trenton	.273	42	176	24	48	10	5	4	18	2	0	1	18	44	2	3	.344	.455	.798	3
2015	Trenton	.269	125	505	68	136	22	5	2	37	5	5	5	43	98	17	3	.330	.345	.674	5
	Scranton/W-B	.458	7	24	4	11	3	1	0	2	0	1	1	3	8	0	0	.517	.667	1.184	0
2016	Trenton	.288	27	104	12	30	8	3	3	17	0	1	1	10	28	3	4	.353	.510	.863	1
	Scranton/W-B	.261	89	322	47	84	18	6	5	38	1	1	4	26	78	3	3	.323	.401	.724	0
2017	Trenton	.266	31	128	19	34	13	2	5	18	1	1	0	10	33	1	0	.317	.516	.832	0
	Scranton/W-B	.324	72	278	47	90	13	3	15	38	0	0	1	18	82	1	3	.367	.554	.921	0
2018	Rochester	.269	59	216	26	58	9	1	6	28	4	4	4	26	55	4	2	.352	.403	.755	1
	MINNESOTA	.265	91	283	54	75	16	2	13	45	2	3	3	18	102	2	1	.313	.473	.786	4
2019	MINNESOTA	.258	72	198	28	51	11	2	8	25	0	1	8	21	71	0	0	.351	.455	.805	3
	Rochester	.352	48	196	37	69	18	4	7	39	0	3	0	15	50	5	0	.393	.592	.984	0
2020	MINNESOTA	.221	42	113	17	25	3	2	4	15	0	0	5	5	44	0	2	.285	.389	.674	0
2021	MINNESOTA	.189	76	164	14	31	6	1	3	13	1	0	3	10	62	1	1	.249	.293	.541	2
	St. Paul+	.367	8	30	6	11	1	0	1	5	0	0	1	5	10	0	1	.472	.500	.972	0
2022	St. Paul	.273	85	322	63	88	20	7	14	57	0	1	7	43	93	10	0	.370	.509	.879	2
	MINNESOTA	.213	54	164	17	35	7	3	5	20	0	2	0	11	49	2	0	.260	.384	.644	1
2023	PHILLIES	.212	65	184	18	39	8	1	5	21	1	2	1	15	55	3	0	.272	.348	.620	1
	Lehigh Valley	.346	59	237	61	82	30	1	16	49	0	2	5	31	56	2	3	.429	.684	1.113	1
Minors Totals		.292	858	3388	533	989	220	48	83	401	14	23	40	317	825	76	34	.357	.459	.816	16
AL Totals		.235	335	922	130	217	43	10	33	118	3	6	19	65	328	5	4	.297	.411	.708	10
NL Totals		.212	65	184	18	39	8	1	5	21	1	2	1	15	55	3	0	.272	.348	.620	1
ML Totals		.231	400	1106	148	256	51	11	38	139	4	8	20	80	383	8	4	.293	.401	.694	11

+ Rehab assignment

CAVE'S WILD CARD SERIES STATISTICS

YEAR	CLUB, OPP	AVG	G	AB	R	H	2B	3B	HR	RBI	SH	SF	HB	BB	SO	SB	CS	OBP	SLG	OPS	E
2020	MIN, HOU	.000	1	1	0	0	0	0	0	0	0	0	0	0	1	0	0	.000	.000	.000	0
2023	PHI, MIA	Did not play																			
WC	Totals	.000	1	1	0	0	0	0	0	0	0	0	0	0	1	0	0	.000	.000	.000	0

CAVE'S DIVISION SERIES STATISTICS

YEAR	CLUB, OPP	AVG	G	AB	R	H	2B	3B	HR	RBI	SH	SF	HB	BB	SO	SB	CS	OBP	SLG	OPS	E
2019	MIN, NYY	.000	2	4	0	1	0	0	0	0	0	0	0	0	2	0	0	.250	.250	.500	0
2023	PHI, ATL	Did not play																			
DS	Totals	.000	2	4	0	1	0	0	0	0	0	0	0	0	2	0	0	.250	.250	.500	0

CAVE'S LEAGUE CHAMPIONSHIP SERIES STATISTICS

YEAR	CLUB, OPP	AVG	G	AB	R	H	2B	3B	HR	RBI	SH	SF	HP	BB	SO	SB	CS	OBP	SLG	OPS	E
2023	PHI, ARI	.333	3	3	0	1	1	0	0	0	0	0	0	0	1	0	0	.333	.667	1.000	0

CAVE'S CAREER TRANSACTIONS

- Selected by New York Yankees in 6th round of 2011 MLB Draft
- Selected by Cincinnati Reds in Rule 5 draft, December 10, 2015
- Reacquired by New York Yankees as a Rule 5 draft return, April 5, 2016
- Acquired by Minnesota Twins for Luis Gil (rhp), March 16, 2018
- On injured list with a lower back stress reaction, May 13-July 23, 2021; included a rehab assignment to St. Paul, July 13-23
- Claimed off waivers by Baltimore Orioles, October 11, 2022
- Claimed off waivers by Philadelphia, December 2, 2022

CAVE'S CAREER FIELDING

POSITION	PCT	G	PO	A	E	TC	DP
Outfield	.982	358	581	21	11	613	5
First base	1.000	17	112	4	0	116	8

CAVE'S GAME HIGHS

HITS: 3 – 8 times, last: 8/18/23 at WSH... **RUNS:** 3 – 2 times, last: 9/28/18 vs CWS... **DOUBLES:** 2 – 6 times, last: 8/18/23 at WSH... **TRIPLES:** 1 – 11 times, last: 9/11/23 (gm 2) vs ATL... **HOME RUNS:** 2 – 3 times, last: 9/23/20 vs DET... **RBI:** 4 – 4 times, last: 4/16/23 at CIN... **WALKS:** 3 – 8/26/18 vs OAK... **STOLEN BASES:** 1 – 8 times, last: 4/18/23 at CWS... **HITTING STREAK:** 8 games – 3 times, last: 8/6-20/19

CAVE'S NOTABLE HOMERS

GRAND SLAMS: 2 – 8/5/18 vs KC (Danny Duffy); 7/26/20 at CWS (Reynaldo Lopez)... **INSIDE-THE-PARK HR:** None... **LEADOFF HR:** None... **PINCH HR:** None... **WALK-OFF HR:** None



KODY CLEMENS

Infielder

B-T: L-R

HT: 6-1; **WT:** 190

OPENING DAY AGE: 27

BORN: May 15, 1996, Houston, TX

RESIDES: Tomball, TX

ML SERVICE: 1 year, 35 days

HOW OBTAINED: Acquired from Detroit Tigers with Gregory Soto for Nick Maton, Donny Sands and Matt Vierling, 1/7/23

@kodyclemens

@kodyclem

2

2023

- Split his first season in the organization between the Phillies and Lehigh Valley (AAA)
- Made his Phillies debut on 4/7 vs CIN and started at 1st base after being recalled earlier that day
- His 32 hits, 7 2B, 11 XBH and 15 runs in only 49 games were new career highs
- Slashed .244/.294/.394 with 13 RBI and 15 runs in 37 games (136 PA) as a starter
- 11 of his 32 hits went for extra bases (7 2B, 4 HR)
- Collected his first hit as a Phillie on 4/12 vs MIA with a single in the 5th inning
- Appeared at SS for the first time in his career on 4/16 at CIN and played in RF for the first time in his career on 6/17 at OAK
- Clubbed his first HR as a Phillie on 4/23 vs COL
- Homered in back-to-back games from 4/29-30 for the first time in his career
- Became the third ML position player since 1961 to pitch in consecutive team games from 5/1-2, joining Luis Gonzalez (2022) and Hanser Alberto (2022)
- His 401-foot HR on 5/20 vs CHI was the 2nd-farthest of his career
- Slashed .333/.404/.476 in 15 games (47 PA) in May, compared to .172/.226/.483 in 11 games (31 PA) in April
- Registered a career-high 6-game hitting streak from 6/4-11 (.364, 8-22) and recorded a career-high 8 multi-hit games
- Notched the first walk-off hit of his career with a 2-out double in the 9th inning on 6/8 vs DET
- Made his fourth pitching appearance of the season on 6/10 vs LAD and retired the side on 5 pitches in the 9th inning
- Posted a 3.38 ERA (ER, 2.2 IP) as a pitcher
- Played in the 100th game of his ML career on 6/22 vs ATL
- Was optioned to Lehigh Valley on 7/2
- With the IronPigs, finished tied for the team lead in triples (4), ranked T-3rd in HR (18), T-6th in XBH (32), 7th in RBI (52) & walks (43), 8th in runs (51), T-8th in steals (7) and 9th in hits (60)
- After the season, was a part of the club's stay-ready camp in Clearwater for the duration of the postseason

2022

- Was shuttled between Toledo (AAA) and DET
- Recalled for the first time on 5/30 and made his ML debut on 5/31 in a start at 2nd base (0-3)
- With DET, posted a .636 SLG in 22 PA vs LHP (2 2B, 2 HR)
- Hit his first career HR on 6/25 at ARI (Joe Mantiply)
- Hit his first career grand slam on 10/4 at SEA (gm 2) off Justus Sheffield

- Made 7 appearances at pitcher and posted a 3.86 ERA (3 ER, 7.0 IP)
- Struck out Shohei Ohtani for his first ML strikeout on 9/5 at LAA
- Made starts defensively at 4 different positions: 1st base (8), 2nd base (7), 3rd base (11) and LF (5)

2021

- Spent the season with Toledo but appeared in 3 games for Lakeland (A) as part of a minor league rehab assignment
- Finished T-2nd among all players in Triple-A East in triples (6) and 9th in RBI (66)
- Hit 2 HR on 7/22 at Indianapolis

2020

- Played for Team Texas in the independent Constellation Energy League

2019

- Named DET's minor league Gold Glove winner at 2nd base for the second consecutive season
- Began the season with Lakeland
- On 5/5 at Bradenton, went 4-for-5 with 2 doubles, 2 HR and 2 RBI
- Promoted to Erie (AA) on 8/20

2018

- Named DET's minor league Gold Glove winner at 2nd base
- Named an Organization All-Star by MiLB.com
- Began pro career with West Michigan (A)
- Had 21 walks to 27 strikeouts in 41 games for West Michigan and posted a .864 OPS
- Promoted to Lakeland on 8/17 for the remainder of the season

PERSONAL

Kody Alec Clemens... Married Jessica Butterfield (11/11/22)... Attended the University of Texas, where he was named the ABCA Co-Player of the Year and a First-Team All-American as a junior in 2018... Was a finalist for the Golden Spikes Award and the Dick Howser Trophy in 2018... Graduated from Memorial High School (TX)... Ranked 76th nationally in the final 2015 Perfect Game class rankings... Played in 2014 Perfect Game All-American Classic and 2014 PG National Showcase... Is the son of former ML pitcher Roger Clemens... His brother, Kacy, was selected by TOR in the 8th round of the 2017 MLB Draft... **Hobbies:** Hunting, fishing and golf... **Signed by:** Matt Lea

KODY CLEMENS' CAREER STATISTICS

YEAR	CLUB	AVG	G	AB	R	H	2B	3B	HR	RBI	SH	SF	HP	BB	SO	SB	CS	OBP	SLG	OPS	E
2018	West Michigan	.302	41	149	18	45	10	2	4	17	1	2	1	21	27	3	1	.387	.477	.864	4
	Lakeland	.238	11	42	6	10	2	0	1	3	0	1	1	2	12	1	0	.283	.357	.640	0
2019	Lakeland	.238	115	411	43	98	24	7	11	59	1	8	4	45	101	11	3	.314	.411	.725	4
	Erie	.170	13	47	5	8	2	0	1	4	0	0	1	6	18	0	0	.278	.277	.554	1
2020	Team Texas (ind.)	.233	28	90	14	21	6	1	4	12	0	4	0	9	20	2	0	.291	.456	.747	1
2021	Toledo	.247	97	369	66	91	15	6	18	59	0	6	2	36	94	4	1	.312	.466	.778	3
	Lakeland	.182	3	11	0	2	0	0	0	2	0	0	0	4	0	0	0	.182	.182	.364	0
2022	Toledo	.274	60	241	41	66	12	6	13	43	1	2	0	20	71	5	2	.327	.535	.862	5
	DETROIT	.145	57	117	13	17	4	0	5	17	0	2	0	8	33	1	0	.197	.308	.505	1
2023	Lehigh Valley	.256	62	234	51	60	10	4	18	52	0	1	1	43	58	7	3	.373	.564	.937	4
	PHILLIES	.230	49	139	15	32	7	0	4	13	0	0	1	8	40	0	0	.277	.367	.644	1
Minors Totals		.253	402	1504	230	380	75	25	66	239	3	20	10	173	385	31	10	.330	.467	.797	21
AL	Totals	.145	57	117	13	17	4	0	5	17	0	2	0	8	33	1	0	.197	.308	.505	1
NL	Totals	.230	49	139	15	32	7	0	4	13	0	0	1	8	40	0	0	.277	.367	.644	1
ML	Totals	.191	106	256	28	49	11	0	9	30	0	2	1	16	73	1	0	.240	.340	.580	2

2024 PHILLIES

CLEMENS' CAREER TRANSACTIONS

- Selected by Houston Astros in 35th round of 2015 MLB Draft, but did not sign
- Selected by Detroit Tigers in 3rd round of 2018 MLB Draft
- Traded to Philadelphia with Gregory Soto (lhp) for Nick Maton (inf), Donny Sands (c) and Matt Vierling (of), January 7, 2023

CLEMENS' CAREER FIELDING

POSITION	PCT	G	PO	A	E	TC	DP
First base	.997	52	311	30	1	342	23
Third base	.962	17	5	20	1	26	6
Outfield	1.000	10	15	1	0	16	0
Second base	1.000	9	13	21	0	34	6
Shortstop	1.000	1	1	0	0	1	0
Pitcher	1.000	11	2	0	0	2	0

CLEMENS' GAME HIGHS

HITS: 2 – 13 times, last: 6/27/23 at CHI... **RUNS:** 2 – 4 times, last: 6/4/23 at WSH... **DOUBLES:** 1 – 11 times, last: 6/27/23 at CHI... **TRIPLES:** None... **HOME RUNS:** 1 – 9 times, last: 5/20/23 vs CHI... **RBI:** 4 – 10/4/22 at SEA... **WALKS:** 1 – 16 times, last: 6/14/23 at ARI... **STOLEN BASES:** 1 – 7/6/22 vs CLE... **HITTING STREAK:** 6 games – 6/4-11/23

CLEMENS' NOTABLE HOMERS

GRAND SLAMS: 1 – 10/4/22 at SEA (gm 2) (Justus Sheffield)... **INSIDE-THE-PARK HR:** None... **LEADOFF HR:** None... **PINCH HR:** None... **WALK-OFF HR:** None



DYLAN COVEY

Right-Handed Pitcher

54

B-T: R-R

HT: 6-1; **WT:** 215

OPENING DAY AGE: 32

BORN: August 14, 1991, Glendale, CA

RESIDES: Glendora, CA

ML SERVICE: 3 years, 138 days

HOW OBTAINED: Claimed off waivers from Los Angeles Dodgers, 5/20/23



2023

- Set a new single-season career high with 29 appearances between LAD and the Phillies
- Began the year with Oklahoma City (AAA) in the LAD organization where he appeared in 7 games (6 starts) and was 1-0, 4.22 ERA (15 ER, 32.0 IP)
- On 5/17, had his contract selected by LAD and made his lone appearance for the Dodgers in relief vs MIN (ND, 4.0 IP, 2 ER)
- Was designated for assignment by LAD on 5/18 and was claimed off waivers by the Phillies on 5/20
- Made his Phillies debut on 5/23 vs ARI and allowed 1 ER in 5.0 IP with 6 SO
- Excluding his lone start of the year on 5/28 at ATL (L, 0.2 IP, 7 R, 5 ER), posted a 2.76 ERA (13 ER, 42.1 IP) in 28 games
- Posted a 1.86 ERA (6 ER, 29.0 IP) over his final 23 games (beginning on 6/20) which included 7 scoreless appearances (8.0 IP) to end the season
- Earned his first hold of the year on 9/27 vs PIT; was the 100th appearance of his ML career
- Was placed on the IL on 9/28 with low back pain and missed the remainder of the season

2021-22

- Pitched for Rakuten in the Chinese Professional Baseball League

2020

- Was a non-roster invitee to ML spring training with TB before being assigned to the team's alternate training site
- Traded to BOS on 7/21
- Appeared in 8 games in relief for BOS and totaled 14.0 IP with 11 SO to 2 BB
- Had a 3.88 FIP against a 7.07 ERA

2019

- Split the season between CWS and Charlotte (AAA)
- With CWS, held the 150 RHH he faced to a .243/.302/.419 slash line (.721 OPS) compared to a .385/.477/.615 mark (1.091 OPS) against 130 LHH
- Pitched 2.0 scoreless innings and finished the game on 8/3 at PHI

2018

- Began the season with Charlotte but spent most of the year with CWS
- Made 6 appearances in relief and posted a 2.25 ERA (3 ER, 12.0 IP) compared to a 5.50 ERA (67 ER, 109.2 IP) in 21 starts

- His 56.4% ground ball rate ranked in the 94th percentile per Statcast
- Picked up his first career win on 5/23 vs BAL in a start (7.0 IP, R, BB, 8 SO)
- Had a career-best 15.0-inning scoreless streak, 9/19-30

2017

- Made his ML debut in a start on 4/14 at MIN (5.1 IP, ER) and picked up his first ML strikeout (Byron Buxton)
- Was on the IL, 5/26-8/13 with a strained left oblique; made rehab appearances with Arizona League White Sox (R) and Charlotte (AAA)
- Tossed his first career quality start on 9/23 vs KC (6.0 IP, 3 ER)

2016

- Made 6 starts with Midland (AA) before having his season cut short with a strained right oblique
- Placed on Midland's IL on 5/9 and missed the remainder of the season

2015

- Spent the season with Stockton (A)
- Named a California League midseason All-Star
- Among all OAK minor league pitchers, ranked 4th in ERA, T-5th in SO and 7th in IP

2014

- Spent most of his second pro season with Beloit (A)
- Promoted to Stockton on 7/22

2013

- Began his pro career with Vermont (A) before being promoted to Beloit on 7/10
- Combined to go 1-1 with a 3.79 ERA (25 ER, 59.1 IP) with 46 SO to 18 BB in 14 games (all starts) between both levels

PERSONAL

Dylan Charles Covey (pronounced COE-vee)... Married, wife's name is Kimmie; has three kids, Jett, Shay and Quinn... Ranked 5th nationally in the final 2010 Perfect Game class rankings... Played in 2009 Perfect Game All-American Classic, 2009 PG National Showcase and 2008 PG Underclass All-American Games... Attended University of San Diego and was teammates with COL INF/OF Kris Bryant... **Signed by:** Eric Martins

DYLAN COVEY'S CAREER STATISTICS

YEAR	CLUB	W-L	ERA	G	GS	CG	SHO	SV	IP	H	R	ER	HR	HB	BB	SO	WP	BK	AVG
2013	Vermont	0-0	0.00	4	4	0	0	0	12.0	9	1	0	0	0	1	15	0	0	.205
	Beloit	1-1	4.75	10	10	0	0	0	47.1	64	28	25	4	1	17	31	7	0	.327
2014	Beloit	4-9	4.83	18	17	2	0	0	100.2	98	59	54	3	5	26	69	2	0	.257
	Stockton	3-5	7.15	8	8	0	0	0	39.0	49	31	31	2	5	15	22	5	0	.312
2015	Stockton	8-9	3.59	26	26	0	0	0	140.1	135	65	56	13	6	43	100	7	0	.250
2016	Midland	2-1	1.84	6	6	0	0	0	29.1	21	14	6	2	1	17	26	3	0	.200
2017	CHICAGO-AL	0-7	7.71	18	12	0	0	0	70.0	83	60	60	20	1	34	41	6	1	.305
	AZL White Sox+	0-0	0.00	3	3	0	0	0	5.0	2	0	0	0	0	0	5	0	0	.133
	Charlotte+	0-0	3.00	2	0	0	0	0	6.0	5	2	2	1	1	1	3	1	0	.227
2018	Charlotte	3-1	2.33	7	7	0	0	0	38.2	32	14	10	3	2	15	35	0	0	.232
	CHICAGO-AL	5-14	5.18	27	21	0	0	0	121.2	129	81	70	13	2	52	91	5	0	.269
2019	CHICAGO-AL	1-8	7.98	18	12	0	0	0	58.2	75	54	52	12	3	28	41	3	0	.306
	Charlotte	2-1	2.82	13	11	0	0	0	51.0	59	19	16	6	1	9	46	4	0	.286
2020	BOSTON	0-0	7.07	8	0	0	0	0	14.0	18	11	11	2	0	2	11	1	0	.310
2021	Rakuten (China)	3-4	4.01	10	10	1	0	0	58.1	58	29	26	1	2	17	38	6	0	---
2022	Rakuten (China)	13-6	3.47	23	23	0	0	0	140.0	150	64	54	3	5	50	100	5	0	---
2023	Oklahoma City	1-0	4.22	7	6	0	0	0	32.0	28	16	15	3	1	18	28	1	0	.228
	LOS ANGELES-NL	0-0	4.50	1	0	0	0	0	4.0	5	2	2	2	0	1	3	0	0	.294
	PHILLIES	1-3	3.69	28	1	0	0	0	39.0	43	20	16	3	2	16	27	0	0	.281
	LAD/PHI	1-3	3.77	29	1	0	0	0	43.0	48	22	18	5	2	17	30	0	0	.282
Minors Totals		24-27	3.86	104	98	2	0	0	501.1	502	249	215	37	23	162	380	30	0	.260
AL Totals		6-29	6.57	71	45	0	0	0	264.1	305	206	193	47	6	116	184	15	1	.289
NL Totals		1-3	3.77	29	1	0	0	0	43.0	48	22	18	5	2	17	30	0	0	.282
ML Totals		7-32	6.18	100	46	0	0	0	307.1	353	228	211	52	8	133	214	15	1	.288

+ Rehab assignment

2024 PHILLIES

COVEY'S CAREER TRANSACTIONS

- Selected by Milwaukee Brewers in 1st round (14th overall) of 2010 MLB Draft, but did not sign
- Selected by Oakland Athletics in 4th round of 2013 MLB Draft
- Selected by Chicago White Sox in Rule 5 draft, December 8, 2016
- Signed by Chicago White Sox as a free agent, February 28, 2017
- On injured list with a strained left oblique, May 26-August 13, 2017; included rehab assignments to Arizona League White Sox, July 31-August 6, and Charlotte, August 7-13
- On injured list with right shoulder inflammation, June 6-July 12, 2019; included rehab assignment to Charlotte, June 26-July 12
- On injured list with right shoulder inflammation, September 16-29, 2019
- Signed by Tampa Bay Rays as a minor league free agent, January 29, 2020
- Traded to Boston Red Sox, July 21, 2020
- Signed by Los Angeles Dodgers as a minor league free agent, January 26, 2023
- Claimed off waivers by Philadelphia, May 20, 2023
- On injured list with low back pain, September 28, 2023 through the remainder of the season

COVEY'S CAREER FIELDING

POSITION	PCT	G	PO	A	E	TC	DP
Pitcher	.906	100	23	25	5	53	3

COVEY'S GAME HIGHS

LOW-HIT CG: N/A... **SHUTOUTS:** N/A... **STRIKEOUTS:** 9 – 5/13/17 vs SD... **WALKS:** 5 – 2 times, last: 5/10/19 at TOR... **LONGEST OUTING:** 8.1 inn. – 7/21/18 at SEA... **WINNING STREAK:** 3 games – 5/23-6/13/18... **LOSING STREAK:** 8 games – 4/19/17-4/28/18... **SCORELESS STREAK:** 15.0 inn – 9/19-30/18



DAVID DAHL
Outfielder

B-T: : L-R
HT: 6-2; **WT:** 205
OPENING DAY AGE: 29
BORN: April 1, 1994, Birmingham, AL
RESIDES: Phoenix, AZ
ML SERVICE: 4 years, 166 days
HOW OBTAINED: Signed by Phillies as a minor league free agent, 2/19/24

35
 @ddah121
 @ddah121

Non-Roster Invitee

2023

- Made SD's Opening Day roster after attending ML camp as a non-roster invitee
- Played in 4 games before going on the IL with a right quad strain from 4/9-5/17
- Also appeared in 17 games for El Paso (AAA)
- Was designated for assignment on 6/6 and signed with LAD as a minor league free agent on 6/20
- Was assigned to Oklahoma City (AAA) in LAD's system where he finished the season

2022

- Was a non-roster invitee to MIL spring training and began the season with Nashville (AAA)
- Was released by MIL and signed by WSH on 7/22
- Ended the year appearing in 18 games for Rochester (AAA) in WSH's system

2021

- Made TEX's Opening Day roster
- Made 54 starts: 26 in LF, 16 at DH, 11 in RF and 1 in CF
- Was on the IL and missed 30 games with a left rib cage contusion from 5/26-6/30
- Was designated for assignment on 8/2 and released by TEX on 8/6
- Signed by MIL on 8/17 and slashed .327/.375.536 (.911 OPS) in 31 games for Nashville

2020

- Limited to 24 games in his final season with COL due to two stints on the IL, 8/19-9/8 (lower back soreness) and 9/23-end of season (right shoulder strain)
- Recorded the first hit in the history of Globe Life Field with a single off Lance Lynn in the 3rd inning on 7/24 at TEX

2019

- Appeared in a career-high 100 games for COL and hit .302 with 15 HR and 61 RBI
- Defensively, made 37 starts in LF, 36 starts in CF and 19 starts in RF
- Named a National League All-Star, his first career All-Star selection; was a 5th-inning defensive replacement in RF and recorded an 8th-inning single
- Hit .319 (37-116) against LHP, the 2nd-highest mark in the majors by a LHH (1st in NL)
- Had two stints on the IL, 4/9-17 (abdominal strain) and 8/3-9/29 (right ankle sprain)

DAHL PHAST PHACTS

- 2019 NL All-Star
- NL Player of the Week (9/24-30/18)
- 2016 *Baseball America* ML All-Rookie Team

2018

- Started 59 games for COL: 31 in LF, 23 in RF and 5 in CF
- Was on the IL with a broken right foot from 6/1-7/26
- Clubbed his first career grand slam on 9/10 vs ARI
- Homered in 5 straight games from 9/24-28
- Named NL Player of the Week for 9/24-30 (.333 AVG, 6 HR)
- Appeared in 3 postseason games between the Wild Card and Division Series

2017

- Began the season on COL's IL with a stress reaction in his rib cage
- Was activated on 7/19 and optioned to Albuquerque (AAA), where he played 17 games before being sidelined for the rest of the year on 7/31

2016

- Made his ML debut for COL and slashed .315/.359/.500 (.859) over 63 games for the Rockies
- Selected to *Baseball America's* ML All-Rookie Team and overall Minor League All-Star Team
- Named an MiLB.com Organization All-Star
- Began the season with Hartford (AA), where he was named an Eastern League All-Star, slashing .278/.367/.500 in 76 games
- Promoted to Albuquerque and hit .484 with 5 HR and 16 RBI in 16 games before having his contract selected by COL on 7/25
- Began his ML career on a 17-game hitting streak, tying the MLB record for the longest such streak to begin a career
- Made his ML debut on 7/25 at BAL, starting in LF
- Singled off Yovani Gallardo in the 7th inning on 7/25 at BAL for his first ML hit
- Slugged his first ML home run on 7/27 at BAL (Dylan Bundy)
- Defensively, started 52 games for COL, 46 in LF, 5 in CF and 1 in RF
- Played in the All-Star Futures Game at Petco Park, starting in CF for Team USA

2015

- Named an MiLB.com Organization All-Star
- Limited to 73 games in COL's system with New Britain (AA) after suffering a lacerated spleen in an on-field collision on 5/28
- Appeared in 6 games with Boise (A) following the injury

2014

- Combined to hit .299 with 14 HR, 55 RBI and 21 SB in 119 games between Asheville (A) and Modesto (A)
- Named an MiLB.com Organization All-Star
- Named a South Atlantic League midseason and postseason All-Star
- Selected to *Baseball America's* Low-A All-Star team
- Rated the 22nd overall prospect and No. 1 prospect in COL's organization after the season by *Baseball America*

2013

- Played 10 games for Asheville before missing the remainder of the season with a hamstring injury
- Following the season, was ranked the No. 6 COL prospect by *Baseball America* and named "best hitter for average" by the publication

2012

- Named Pioneer League Player of the Year in his first pro season with Grand Junction (R)
- Led the PL in AVG, SLG, OPS and hits
- Named PL postseason All-Star and Topps PL Player of the Year
- Named to the Topps Short-Season/Rookie All-Star Team
- Named an MiLB.com Organization All-Star
- Rated by *Baseball America* as COL's No. 2 prospect following the season

PERSONAL

David Martin Dahl... Married, wife's name is Jacquelyn; has two daughters, Parker Raye and Dani Jo... Attended Oak Mountain High School (AL)... Committed to Auburn University (AL) prior to being drafted... Won a gold medal in the Pan American Games as a member of Team USA when he was a senior in high school... **Hobby:** Watching Netflix...
Signed by: Damon Iannelli

DAVID DAHL'S CAREER STATISTICS

YEAR	CLUB	AVG	G	AB	R	H	2B	3B	HR	RBI	SH	SF	HP	BB	SO	SB	CS	OBP	SLG	OPS	E
2012	Grand Junction	*.379	67	280	62	*106	22	10	9	57	1	2	2	21	42	12	7	.423	*.625*	1.048	4
2013	Asheville	.275	10	40	9	11	4	1	0	7	0	0	0	2	8	2	0	.310	.425	.735	0
2014	Asheville	.309	90	392	69	121	33	6	10	41	4	2	1	23	65	18	5	.347	.500	.847	4
	Modesto	.267	29	120	14	32	8	2	4	14	0	0	0	5	27	3	0	.296	.467	.763	4
2015	New Britain	.278	73	288	46	80	16	3	6	24	3	0	0	11	72	22	7	.304	.417	.721	2
	Boise+	.125	6	24	1	3	1	0	0	1	0	0	0	0	9	0	0	.125	.167	.292	0
2016	Hartford	.278	76	288	53	80	21	2	13	45	2	1	2	39	85	16	5	.367	.500	.867	3
	Albuquerque	.484	16	62	17	30	6	2	5	16	0	0	0	6	11	1	2	.529	.887	1.416	1
	COLORADO	.315	63	222	42	70	12	4	7	24	0	0	0	15	59	5	0	.359	.500	.859	2
2017	Lancaster+	.429	2	7	2	3	0	0	1	2	0	0	0	1	1	0	0	.500	.857	1.357	0
	Albuquerque	.243	17	70	12	17	2	2	2	14	1	0	0	3	17	1	1	.274	.414	.688	0
2018	Albuquerque	.286	19	77	7	22	7	0	2	9	0	0	0	1	19	1	0	.295	.455	.750	1
	COLORADO	.273	77	249	31	68	11	3	16	48	0	2	1	19	68	5	3	.325	.534	.859	0
2019	COLORADO	.302	100	374	67	113	28	5	15	61	2	5	4	28	110	4	4	.353	.524	.877	2
2020	COLORADO	.183	24	93	9	17	2	2	0	9	0	1	1	4	28	1	0	.222	.247	.469	1
2021	TEXAS	.210	63	205	19	43	11	0	4	18	1	3	1	10	59	2	1	.247	.322	.569	0
	Frisco+	.522	6	23	7	12	0	0	1	7	0	0	0	2	3	1	0	.560	.652	1.212	0
	Round Rock+	.182	3	11	1	2	1	1	0	2	0	0	0	0	3	0	0	.182	.455	.637	0
	Nashville	.327	31	110	18	36	12	1	3	15	0	1	1	8	17	0	0	.375	.536	.911	0
2022	Nashville	.294	67	252	44	74	15	1	9	41	0	2	0	26	62	3	0	.357	.468	.825	0
	Rochester	.224	18	67	10	15	5	0	1	10	0	3	1	8	22	1	0	.304	.343	.647	0
2023	SAN DIEGO	.111	4	9	1	1	0	0	1	1	0	0	0	0	2	0	0	.111	.444	.555	0
	El Paso	.265	17	68	11	18	5	0	1	10	0	0	0	8	7	0	0	.342	.382	.724	0
	Oklahoma City	.282	54	213	33	60	21	0	8	39	0	0	1	23	43	3	0	.354	.493	.847	0
	Minors Totals	.302	601	2392	416	722	179	31	75	354	11	11	8	187	513	84	27	.353	.497	.850	19
	AL Totals	.210	63	205	19	43	11	0	4	18	1	3	1	10	59	2	1	.247	.322	.569	0
	NL Totals	.284	268	947	150	269	53	14	39	143	2	8	6	66	267	15	7	.332	.493	.825	5
	ML Totals	.271	331	1152	169	312	64	14	43	161	3	11	7	76	326	17	8	.317	.463	.780	5

* League leader
+ Rehab assignment

DAHL'S WILD CARD SERIES STATISTICS

YEAR	CLUB, OPP	AVG	G	AB	R	H	2B	3B	HR	RBI	SH	SF	HB	BB	SO	SB	CS	OBP	SLG	OPS	E
2018	COL, CHI	.000	1	6	0	0	0	0	0	0	0	0	0	0	1	0	0	.000	.000	.000	0

DAHL'S DIVISION SERIES STATISTICS

YEAR	CLUB, OPP	AVG	G	AB	R	H	2B	3B	HR	RBI	SH	SF	HB	BB	SO	SB	CS	OBP	SLG	OPS	E
2018	COL, MIL	.000	2	5	0	0	0	0	0	0	0	0	0	0	2	0	0	.000	.000	.000	0

DAHL'S ALL-STAR GAME STATISTICS

YEAR	CLUB, SITE	AVG	G	AB	R	H	2B	3B	HR	RBI	SH	SF	HB	BB	SO	SB	CS	OBP	SLG	OPS	E
2019	NL, CLE	1.000	1	1	1	1	0	0	0	0	0	0	0	0	0	0	0	1.000	1.000	2.000	0

DAHL'S CAREER TRANSACTIONS

- Selected by Colorado Rockies in 1st round (10th overall) of 2012 MLB Draft
- On injured list with a stress reaction in rib cage, April 2-July 18, 2017; included rehab assignments to Lancaster, July 12-13, and Albuquerque, July 14-18
- On injured list with a broken right foot, June 1-July 26, 2018; included rehab assignment to Albuquerque, July 19-26
- On injured list with an abdominal strain, April 9-17, 2019
- On injured list with a right ankle sprain, August 3-September 29, 2019
- On injured list with lower back soreness, August 19-September 8, 2020
- On injured list with a right shoulder strain, September 23, 2020 through the remainder of the season
- Signed by Texas Rangers as a free agent, December 15, 2020
- On injured list with a left rib cage contusion, May 26-June 30, 2021; included rehab assignments to Round Rock, June 19-22, and Frisco, June 23-30
- Signed by Milwaukee Brewers as a minor league free agent, August 17, 2021
- Signed by Washington Nationals as a minor league free agent, July 22, 2022
- Signed by San Diego Padres as a minor league free agent, December 2, 2022
- On injured list with a right quad strain, April 9-May 17, 2023; included rehab assignment to El Paso, May 12-17
- Signed by Los Angeles Dodgers as a minor league free agent, June 20, 2023
- Signed by Philadelphia as a minor league free agent, February 19, 2024

DAHL'S CAREER FIELDING

POSITION	PCT	G	PO	A	E	TC	DP
Outfield	.990	283	482	10	5	497	3

DAHL'S GAME HIGHS

HITS: 4 – 5/30/19 vs ARI... **RUNS:** 3 – 3 times, last: 6/15/19 vs SD... **DOUBLES:** 2 – 5 times, last: 7/6/21 vs DET... **TRIPLES:** 1 – 14 times, last: 9/18/20 vs LAD... **HOME RUNS:** 1 – 43 times, last: 4/3/23 vs ARI... **RBI:** 5 – 6/26/19 at SF... **WALKS:** 2 – 3 times, last: 7/27/19 at CIN... **STOLEN BASES:** 2 – 2 times, last: 8/31/16 vs LAD... **HITTING STREAK:** 17 games – 7/25-8/11/16

DAHL'S NOTABLE HOMERS

GRAND SLAMS: 2 – 9/10/18 vs ARI (Matt Andriese); 6/26/19 at SF (Jeff Samardzija)... **INSIDE-THE-PARK HR:** None... **LEADOFF HR:** 1 – 8/19/16 vs CHI (Kyle Hendricks)... **PINCH HR:** 2 – 5/19/18 vs SF (Cory Gearrin); 4/3/23 vs ARI (Scott McGough)... **WALK-OFF HR:** None



CARLOS DE LA CRUZ

Outfielder

77

@carlosdlc_45

B-T: R-R

HT: 6-8; **WT:** 232

OPENING DAY AGE: 24

BORN: October 6, 1999, Yonkers, NY

RESIDES: Yonkers, NY

HOW OBTAINED: Signed by Phillies as a non-drafted free agent, 8/23/17



Non-Roster Invitee

2024 PHILLIES

2023

- Earned Eastern League postseason All-Star honors after slashing .259/.344/.454 over 129 games for Reading (AA)
- Named an MiLB.com Organization All-Star
- Led the EL in hits (132) & total bases (231), ranked 2nd in XBH (50) & runs (80) and T-3rd in HR (24) & doubles (25)
- Led all Phillies minor leaguers in games played
- Started 49 games at 1st base, 17 games in LF, 13 games in CF and 22 games in RF
- Had a 38-game on-base streak from 5/12-6/25, the longest of the season in the EL and longest by a Reading player since 2009
- At the end of the season, was rated as the best power hitter in the Phillies minor league system by *Baseball America* and the No. 6 prospect in the system by MLB.com
- Following the season, played for Cibao in the Dominican Winter League

2022

- Began the season with Jersey Shore (A)
- Promoted to Reading on 8/1 for the remainder of the season
- His .482 SLG was the 2nd-highest among all Phillies minor leaguers (min. 275 AB)
- Slashed .289/.368/.590 with a .958 OPS in 23 July games
- Following the season, played for Surprise in the Arizona Fall League

2021

- Began season with Clearwater (A) before being transferred to Florida Complex League Phillies (R) on 6/29
- Promoted to Clearwater on 8/3 and to Jersey Shore on 8/10

2020

- Did not play

2019

- Spent the entire season with Lakewood (A)
- Collected 8 OF assists
- Hit 4 HR over 8 games from 7/12-19
- Participated in Florida Instructional League

2018

- Began professional career with Gulf Coast League Phillies East (R)
- Ranked T-6th in the GCL in HR
- Participated in FIL

2017

- Participated in FIL

PERSONAL

Carlos De La Cruz... 2017 graduate of George Washington High School (NY)... **Hobby:** Video games... **Signed by:** Alex Agostino

CARLOS DE LA CRUZ'S CAREER STATISTICS

YEAR	CLUB	AVG	G	AB	R	H	2B	3B	HR	RBI	SH	SF	HP	BB	SO	SB	CS	OBP	SLG	OPS	E
2018	GCL Phillies-E	.284	43	148	20	42	8	0	6	21	0	2	4	11	56	2	1	.345	.459	.804	3
2019	Lakewood	.220	117	428	38	94	17	4	7	50	0	2	4	27	159	7	7	.271	.327	.598	6
2020	Did not play																				
2021	Clearwater	.148	37	122	10	18	5	0	2	11	0	0	4	13	56	2	0	.252	.238	.490	1
	FCL Phillies	.200	9	20	3	4	0	0	0	1	0	0	2	8	8	3	0	.467	.200	.667	0
	Jersey Shore	.242	17	62	10	15	4	0	3	14	0	1	0	5	23	0	0	.294	.452	.746	1
2022	Jersey Shore	.266	64	214	29	57	10	1	10	24	0	1	7	19	75	5	2	.344	.463	.807	3
	Reading	.278	38	151	21	42	12	1	7	23	0	2	1	8	45	1	0	.315	.510	.825	3
2023	Reading	.259	*129	*509	80	*132	25	1	24	67	0	5	*14	54	*160	3	0	.344	.454	.798	4
Minors Totals		.244	454	1654	211	404	81	7	59	211	0	13	36	145	582	23	10	.317	.409	.726	21

* League leader

Tied for league lead

DE LA CRUZ'S CAREER TRANSACTIONS

- Signed by Philadelphia as a non-drafted free agent, August 23, 2017



SERANTHONY DOMÍNGUEZ

Right-Handed Pitcher

58

B-T: R-R

HT: 6-1; **WT:** 225

OPENING DAY AGE: 29

BORN: November 25, 1994, Esperanza, DR

RESIDES: Esperanza, DR

ML SERVICE: 5 years, 131 days

HOW OBTAINED: Signed by Phillies as an amateur free agent, 10/6/11

CONTRACT STATUS: Signed a two-year contract extension with a club option for 2025 on 2/16/23

2023

- Made his third career Opening Day roster
- Established a new single-season career high in games with 57
- Per Statcast, ranked in the 96th percentile in average exit velocity (85.5 mph) and 95th percentile in fastball velocity (97.7 mph)
- 45 of his 57 appearances were scoreless (79%)
- Ranked 2nd on the club with 14 holds, trailing only Gregory Soto (24)
- Posted a 2.74 ERA (14 ER, 46.0 IP) over his final 52 games (4/12-end of season); allowed 9 runs (7 ER in 4.0 IP) over his first 5 games
- Did not allow an ER over a span of 15 games (13.1 IP) from 4/18-5/21
- On the 15-day IL with a left oblique strain, 6/16-7/24; included a rehab assignment to Lehigh Valley (AAA), 7/21-24
- Recorded 2 saves; both came in consecutive appearances on 8/1 and 8/3 at MIA
- 6 of his final 7 appearances were scoreless (1.17 ERA; ER, 7.2 IP)
- Did not allow an ER in 6 postseason appearances (5.1 IP); appeared in 3 NLDS games against ATL and 3 NLCS games against ARI

2022

- Was T-6th among NL relievers in wins (6)
- Made the Phillies Opening Day roster and made his season debut that day, 4/8 vs OAK, his first appearance at CBP since 5/28/19 vs STL
- Posted a season-best 14.0-inning scoreless streak that spanned 14 appearances from 5/8-6/13
- Finished May with a 0.79 ERA (1 ER, 11.1 IP) in 11 games and limited opponents to a .171/.261/.220 slash line
- Was 9-for-11 in save opportunities; his save on 6/8 at WSH was his first since 9/30/18 at ATL
- On the 15-day IL with right triceps tendinitis, 8/18-9/10; included a rehab assignment to Lehigh Valley, 9/8-10
- In 23 appearances with zero or one day of rest, posted a 1.96 ERA (5 ER, 23.0 IP)
- Had a 1.10 ERA (2 ER, 16.1 IP) when working the ninth inning (17 appearances)
- Held opponents to a .196 AVG (10-51) with 3 extra-base hits with RISP
- Retired 43 of 54 first batters faced (79.6%)
- Did not allow a run in 37 of his final 44 appearances from 5/8-end of the season, posting a 2.81 ERA (13 ER, 41.2 IP)
- Pitched in his first career postseason, posting a 1.69 ERA (2 ER, 10.2 IP), 18 SO, 1 BB in 9 appearances

- Began his postseason career with 18 strikeouts and no walks, the most strikeouts before issuing a walk by any pitcher to start his postseason career in MLB history
- Recorded a 2.0-inning save in Game 3 of the NLCS vs SD, joining Tug McGraw (3 times in 1980) as the only Phillies to do so in the postseason
- Earned a win in his WS debut in Game 1 at HOU after working 1.2 scoreless innings in the Phillies' come-from-behind victory

2021

- Began season on 60-day IL recovering from Tommy John surgery
- Was reinstated from the IL on 9/1 and optioned to Lehigh Valley following rehab assignments with Jersey Shore (A), 8/3-10, Reading (AA), 8/11-23, and Lehigh Valley, 8/24-31
- Recalled from Lehigh Valley on 10/2
- On 10/3 at MIA, appeared in his first ML game since 6/5/19 at SD

2020

- Missed the entire season with a right elbow injury
- Underwent UCL reconstruction surgery on 7/30 (Dr. James Andrews)

2019

- Made his first career Opening Day roster
- Held RHH to a .151/.274/.226 slash line in 63 plate appearances, striking out 20 of those 63 batters (31.7%)
- Had a 2.38 ERA (3 ER, 11.1 IP) over his final 12 games
- Was placed on the 10-day IL from 6/6 through the end of the season with a right elbow UCL injury

2018

- Among all NL relievers, finished 3rd in OPP OPS (.301), 4th in OPP AVG (.157) and 6th in WHIP (0.93)
- His 16 saves were tied for the most by any Phillies rookie reliever (Jack Meyer, 1955) since at least 1913, and his 74 strikeouts were T-4th
- Following the season, was named to *Baseball Digest's* Rookie All-Star Team
- Began season with Reading and was promoted to Lehigh Valley on 4/27
- Recalled on 5/7 and made his ML debut that day vs SF, recording his first strikeout
- Did not allow a hit or walk in his first 6 ML appearances, becoming the only reliever in MLB history (since 1908) to do so in more than 4 straight to begin a career
- Began his career with 15.2 scoreless IP, most by a Phillies pitcher since Marty Bystrom had 20.0 straight scoreless IP to begin his career in 1980

- Drew a walk in his first career PA as a hitter, drawing his first walk before issuing his first as a pitcher (49 batters faced with 0 BB)
- Became one of four Phillies since 1900 to have 13+ strikeouts and zero walks in his first 10 relief appearances with the club (others: José Contreras, Billy Wagner and Bill Campbell)
- Earned his first ML save, 5/19 at STL (2.0 IP)
- Had a 10.1-inning scoreless streak, 6/27-7/22
- His 0.65 WHIP was the lowest ever by any Phillie through the All-Star break (min. 30.0 IP)
- Posted a 1.85 ERA (8 ER, 39.0 IP) in his first 34 career appearances and converted 12 of 13 save opportunities
- 43 of his 53 appearances were scoreless

2017

- Spent most of the season with Clearwater (A)
- Was on the IL, 5/30-7/20 (right shoulder strain); included 2 rehab starts for Gulf Coast League Phillies (R)
- Averaged 10.91 SO/9.0 IP (82 SO, 67.2 IP) between the 2 levels
- Had a 2.02 ERA (8 ER, 35.2 IP) over his first 7 games (6 GS) with Clearwater and a 5.74 ERA (17 ER, 26.2 IP) over his final 8 games (7 GS)
- Following the season, pitched for Cibao in the Dominican Winter League

2016

- Began the season with Williamsport (A)
- Promoted to Lakewood (A) on 7/5
- Allowed one ER or zero in 7 of his 10 starts

- Finished the season with an active 16.0-inning scoreless streak and active 23.0-inning streak without allowing an ER

2015

- Second consecutive season with the GCL Phillies
- Participated in Florida Instructional League

2014

- Spent the entire season with the GCL Phillies
- Did not allow an ER over his final 13.2 innings (7 G), lowering his ERA from 6.57 to 3.12

2013

- Second season with the Dominican Summer League Phillies (R)
- Led the DSL in CG (2) & SHO (2) and T-3rd in starts (14)
- Went 2-1, 1.54 ERA (4 ER, 23.1 IP) over 4 August starts
- Allowed 2 ER or fewer in 11 of his 16 starts
- Participated in FIL

2012

- Began his pro career with DSL Phillies

PERSONAL

Seranthony Ambioris Domínguez (pronounced serr-AN-toh-nee)... Married Darlina Sarahi Villanueva; has two sons, Saimon and Sander... **Hobby:** Playing PS5... **Signed by:** Koby Pérez

SERANTHONY DOMÍNGUEZ'S CAREER STATISTICS

YEAR	CLUB	W-L	ERA	G	GS	CG	SHO	SV	IP	H	R	ER	HR	HB	BB	SO	WP	BK	AVG
2012	DSL Phillies	4-4	3.48	15	11	0	0	0	67.1	63	32	26	5	7	26	40	7	0	.252
2013	DSL Phillies	4-6	2.96	14	14	*2	*2	0	76.0	60	34	25	1	6	30	58	15	1	.217
2014	GCL Phillies	2-2	3.12	14	0	0	0	0	26.0	26	11	9	1	2	14	24	10	0	.260
2015	GCL Phillies	1-1	2.35	2	1	0	0	0	7.2	6	2	2	1	0	7	9	1	0	.207
2016	Williamsport	1-1	2.12	3	3	0	0	0	17.0	8	6	4	0	2	4	15	6	1	.136
	Lakewood	5-2	2.42	10	10	0	0	0	48.1	34	14	13	2	3	20	50	9	2	.202
2017	Clearwater	4-4	3.61	15	13	0	0	0	62.1	51	28	25	6	2	30	75	3	0	.230
	GCL Phillies	0-0	5.06	2	2	0	0	0	5.1	5	3	3	0	0	4	7	2	0	.250
2018	Reading	1-2	2.08	8	0	0	0	0	13.0	8	6	3	0	2	2	18	1	0	.178
	Lehigh Valley	1-0	0.00	3	0	0	0	0	3.2	0	0	0	0	0	1	3	0	0	.000
	PHILLIES	2-5	2.95	53	0	0	0	16	58.0	32	19	19	4	4	22	74	10	0	.157
2019	PHILLIES	3-0	4.01	27	0	0	0	0	24.2	24	13	11	3	1	12	29	1	0	.250
2020	PHILLIES	Injured – Did not pitch																	
2021	Jersey Shore+	0-0	0.00	3	3	0	0	0	3.0	1	0	0	0	0	1	4	0	0	.111
	Reading+	1-0	14.40	4	0	0	0	0	5.0	8	8	8	4	1	3	3	1	1	.333
	Lehigh Valley	0-1	7.30	12	0	0	0	0	12.1	13	13	10	1	3	8	16	1	0	.250
	PHILLIES	0-0	0.00	1	0	0	0	0	1.0	0	0	0	0	0	0	1	0	0	.000
2022	PHILLIES	6-5	3.00	54	0	0	0	9	51.0	36	18	17	4	1	22	61	3	0	.197
	Lehigh Valley+	0-0	0.00	1	0	0	0	0	1.0	0	0	0	0	0	2	1	0	0	.000
2023	PHILLIES	5-5	3.78	57	0	0	0	2	50.0	48	25	21	7	6	22	48	1	1	.246
	Lehigh Valley+	0-0	0.00	2	0	0	0	0	2.0	1	0	0	0	0	1	5	0	0	.143
Minors Totals		24-23	3.29	108	57	2	2	0	350.0	284	157	128	21	28	153	328	56	5	.223
ML Totals		16-15	3.31	192	0	0	0	27	184.2	140	75	68	18	12	78	213	15	1	.206

* League leader
+ Rehab assignment

DOMÍNGUEZ'S WILD CARD SERIES STATISTICS

YEAR	CLUB, OPP	W-L	ERA	G	GS	CG	SHO	SV	IP	H	R	ER	HR	HB	BB	SO	WP	BK	AVG
2022	PHI, STL	0-0	0.00	1	0	0	0	0	0.2	1	0	0	0	0	0	2	0	0	.333
2023	PHI, MIA	Did not pitch																	
WC Totals		0-0	0.00	1	0	0	0	0	0.2	1	0	0	0	0	0	2	0	0	.333

DOMÍNGUEZ'S DIVISION SERIES STATISTICS

YEAR	CLUB, OPP	W-L	ERA	G	GS	CG	SHO	SV	IP	H	R	ER	HR	HB	BB	SO	WP	BK	AVG
2022	PHI, ATL	1-0	0.00	2	0	0	0	0	3.0	0	0	0	0	0	0	6	0	0	.000
2023	PHI, ATL	0-0	0.00	3	0	0	0	0	2.2	4	0	0	0	0	0	4	0	0	.333
DS	Totals	1-0	0.00	5	0	0	0	0	5.2	4	0	0	0	0	0	10	0	0	.190

DOMÍNGUEZ'S LEAGUE CHAMPIONSHIP SERIES STATISTICS

YEAR	CLUB, OPP	W-L	ERA	G	GS	CG	SHO	SV	IP	H	R	ER	HR	HB	BB	SO	WP	BK	AVG
2022	PHI, SD	0-0	2.25	3	0	0	0	1	4.0	2	1	1	0	0	0	7	3	0	.143
2023	PHI, ARI	0-0	0.00	3	0	0	0	0	2.2	2	1	0	0	0	3	3	0	0	.200
LCS	Totals	0-0	1.35	6	0	0	0	1	6.2	4	2	1	0	0	3	10	3	0	.167

DOMÍNGUEZ'S WORLD SERIES STATISTICS

YEAR	CLUB, OPP	W-L	ERA	G	GS	CG	SHO	SV	IP	H	R	ER	HR	HB	BB	SO	WP	BK	AVG
2022	PHI, HOU	1-0	3.00	3	0	0	0	0	3.0	4	1	1	0	0	1	3	1	0	.308

DOMÍNGUEZ'S CAREER TRANSACTIONS

- Signed by Philadelphia as an amateur free agent, October 6, 2011
- On injured list with a right elbow UCL injury, June 6, 2019 through the remainder of the season
- On injured list with a right elbow UCL injury, June 28, 2020 through the remainder of the season
- On injured list recovering from Tommy John surgery, February 17-August 31, 2021; included rehab assignments to Jersey Shore, August 3-10, Reading, August 11-23, and Lehigh Valley, August 24-31
- On injured list with right triceps tendinitis, August 18-September 10, 2022; included rehab assignment to Lehigh Valley, September 8-10
- On injured list with a left oblique strain, June 16-July 24, 2023; included rehab assignment to Lehigh Valley, July 21-24

DOMÍNGUEZ'S CAREER FIELDING

POSITION	PCT	G	PO	A	E	TC	DP
Pitcher	.886	192	16	15	4	35	1

DOMÍNGUEZ'S GAME HIGHS

STRIKEOUTS: 4 – 6/10/18 vs MIL... **WALKS:** 3 – 3 times, last: 7/15/22 at MIA... **LONGEST OUTING:** 2.0 inn. – 7 times, last: 5/20/19 at CHI... **WINNING STREAK:** 4 games – 8/29/18-4/11/22... **LOSING STREAK:** 5 games – 6/19-8/25/18... **SCORELESS STREAK:** 15.2 inn. – 5/7-6/6/18





CAM GALLAGHER

Catcher

67

@camgally3545
@camgally3545

B-T: R-R
HT: 6-3; **WT:** 230
OPENING DAY AGE: 31
BORN: December 6, 1992, Lancaster, PA
RESIDES: Prosper, TX
ML SERVICE: 5 years, 73 days

HOW OBTAINED: Signed by Phillies as a minor league free agent, 2/25/24

Non-Roster Invitee

2023

- Made CLE's Opening Day roster after attending ML spring training as a non-roster invitee
- Appeared in 56 games for CLE (53 starts), all at catcher
- Was on the 7-day injured list with a concussion from 8/17-23

2022

- Made his third Opening Day roster with KC (2019 & 2021)
- Was on the IL with a left hamstring strain from 5/2-6/20
- Traded to SD on 8/2 and assigned to El Paso (AAA)
- Was designated for assignment by SD on 9/9
- Claimed off waivers by BAL on 9/11 and was assigned to Norfolk (AAA)

2021

- Was limited to 48 games for KC due to 3 stints on the IL
- According to FanGraphs, ranked T-6th among AL catchers with 6 defensive runs saved
- Hit .395 (17-43) from 8/9 through the end of the season
- On the IL with a concussion from 5/3-13, with right shoulder impingement from 6/17-7/15 and with left knee inflammation from 9/5-20; rehabbed with Omaha (AAA) for his shoulder and knee injuries

2020

- Slashed .283/.356/.434 over 25 games for KC in the shortened season
- Began the season on the IL (illness)

2019

- Made his first career Opening Day roster with KC
- Recorded 3 RBI bunt hits which was more than any other KC catcher in an entire career
- Became the first catcher with 3 RBI bunt hits in a single season since SD's Brad Ausmus in 1995
- Was on the IL with a left oblique strain, 8/8-31

2018

- Made his first career Opening Day roster with KC
- Spent the majority of the season with Omaha where he hit a career-high 42 doubles
- Threw out 30.8% of potential basestealers (20-65); among qualified Pacific Coast League catchers, ranked 3rd in runners caught stealing and 5th in caught stealing percentage

2017

- Made his ML debut with KC and appeared in 13 games for the Royals
- Made his ML debut on 8/6 vs SEA (gm 1); recorded his first career hit (single) in the second game of the DH

- Spent majority of the season with Omaha (73 games)
- Hit his first career HR, a grand slam off Jhareh Cotton on 8/14 at OAK; became the first Royal to hit a grand slam within his first 4 career games
- Became the second KC catcher to have his first HR be a grand slam (Paul Phillips, 2005)

2016

- Named recipient of KC's Frank White Defensive Player of the Year Award at Northwest Arkansas (AA)
- Led all Texas League catchers in total chances (713), putouts (648), assists (62), double plays (9), and caught stealing percentage (47.6, 30-63)

2015

- Spent his second full season with Wilmington and finished 2nd among Carolina League catchers in OBP (.323) and 5th in doubles (15)

2014

- Spent the season with Wilmington where he was named a Carolina League midseason All-Star
- Threw out 40.0% (50-125) of runners attempting to steal

2013

- Spent the season with Lexington (A)

2012

- Appeared in 36 games for Burlington (R) in his second professional season

2011

- Began his pro career with the Arizona League Royals (R)
- Also appeared with Idaho Falls (R)

PERSONAL

Cameron Joseph Gallagher... Engaged, fiancée's name is Bree... 2011 graduate of Manheim Township High School (PA)... Batted .434 with 4 HR, 19 RBI, 29 runs and 10 SB as a senior... Participated in the Aflac All-America Baseball Classic after his junior year... Grew up a Philadelphia sports fan... Attended the Phillies 2008 World Series championship parade as a freshman in high school... Favorite Philly athletes were Chase Utley, Ryan Howard, Allen Iverson and Donovan McNabb... Father, Glenn, was selected in the 3rd round of the 1981 MLB Draft by TOR and his older brother, Austin, was a 3rd-round selection of LAD in the 2007 MLB Draft...

Hobbies: Golf and fishing... **Signed by:** Jim Farr

CAM GALLAGHER'S CAREER STATISTICS

YEAR	CLUB	AVG	G	AB	R	H	2B	3B	HR	RBI	SH	SF	HP	BB	SO	SB	CS	OBP	SLG	OPS	E
2011	AZL Royals	.141	20	78	6	11	0	0	1	7	0	1	0	7	15	0	0	.209	.179	.388	1
	Idaho Falls	.200	8	30	2	6	0	0	1	2	0	0	0	3	4	0	0	.273	.300	.573	0
2012	Burlington	.276	36	127	13	35	10	0	3	15	0	1	1	10	16	1	3	.331	.425	.756	2
2013	Lexington	.212	66	222	19	47	15	0	2	18	1	3	6	24	28	0	0	.302	.306	.608	5
2014	Wilmington	.228	96	312	24	71	18	0	5	34	5	6	1	37	38	1	0	.306	.333	.639	7
2015	Wilmington	.245	77	253	24	62	15	0	5	23	5	2	2	28	34	0	0	.323	.364	.687	4
2016	NW Arkansas	.259	91	301	23	78	16	1	4	24	0	2	5	37	52	2	2	.348	.359	.707	3
2017	Omaha	.292	73	260	26	76	13	0	5	37	2	2	0	18	33	0	1	.336	.400	.736	6
	KANSAS CITY	.250	13	24	2	6	1	0	1	5	0	0	0	3	4	0	0	.333	.417	.750	0
2018	KANSAS CITY	.206	22	63	5	13	3	0	1	7	1	1	1	3	15	0	0	.250	.302	.552	1
	Omaha	.265	77	268	28	71	13	0	4	42	4	2	3	26	38	1	0	.334	.358	.692	3
2019	KANSAS CITY	.238	45	126	14	30	7	0	3	12	1	1	3	11	28	0	1	.312	.365	.677	1
2020	KANSAS CITY	.283	25	53	10	15	5	0	1	3	1	0	0	6	11	0	0	.356	.434	.790	1
2021	KANSAS CITY	.250	48	112	9	28	6	0	1	7	2	1	0	8	20	0	0	.298	.330	.628	5
	Omaha+	.222	7	27	4	6	0	0	1	3	0	0	0	5	4	0	0	.344	.333	.677	1
2022	KANSAS CITY	.214	18	42	1	9	5	0	0	5	2	0	0	3	13	0	0	.267	.333	.600	1
	Omaha+	.182	10	33	3	6	1	0	2	5	0	0	0	3	12	0	0	.250	.394	.644	1
	El Paso	.255	16	55	9	14	4	0	1	10	0	2	0	6	11	0	0	.317	.382	.699	0
	Norfolk	.059	5	17	1	1	1	0	0	3	0	0	0	3	8	0	0	.200	.118	.318	1
2023	CLEVELAND	.126	56	143	6	18	6	0	0	7	0	1	1	4	46	0	0	.154	.168	.322	3
Minors Totals		.244	582	1983	182	484	106	1	34	223	17	21	18	207	293	5	6	.318	.350	.668	34
ML	Totals	.211	227	563	47	119	33	0	7	46	7	4	5	38	137	0	1	.266	.307	.573	12

+ Rehab assignment

GALLAGHER'S CAREER TRANSACTIONS

- Selected by Kansas City Royals in 2nd round of 2011 MLB Draft
- On injured list with a strained left oblique, August 5-31, 2019
- On injured list due to illness, July 11-August 1, 2020; included a rehab assignment to Kansas City's alternate site, July 23-August 1
- On injured list with a concussion, May 3-13, 2021
- On injured list with right shoulder impingement, June 17-July 15, 2021; included a rehab assignment to Omaha, July 8-15
- On injured list with left knee inflammation, September 5-20, 2021; included rehab assignment to Omaha, September 17-20
- On injured list with a left hamstring strain, May 2-June 20, 2022; included rehab assignment to Omaha, May 31-June 18
- Traded to San Diego Padres for Brent Rooker (of), August 2, 2022
- Claimed off waivers by Baltimore Orioles, September 11, 2022
- Signed by Cleveland Guardians as a minor league free agent, January 4, 2023
- On injured list with a concussion, August 17-23, 2023
- Signed by Philadelphia as a minor league free agent, February 25, 2024

GALLAGHER'S CAREER FIELDING

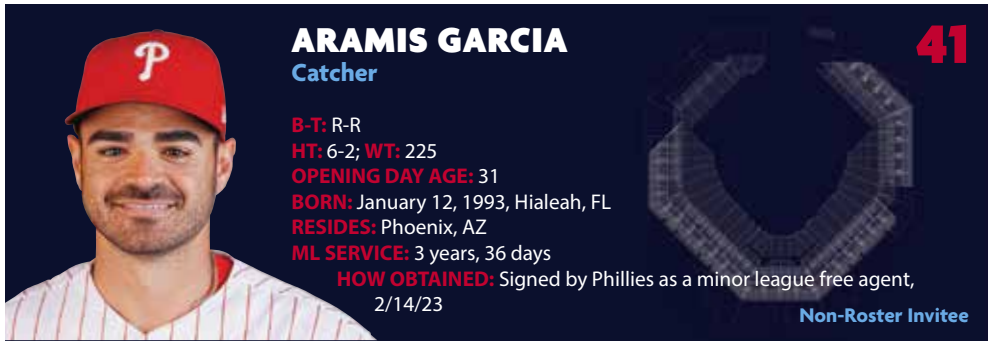
POSITION	PCT	G	PO	A	E	TC	DP	PB
Catcher	.992	222	1424	54	12	1490	3	7

GALLAGHER'S GAME HIGHS

HITS: 3 – 9/15/18 vs MIN... **RUNS:** 2 – 5 times, last: 9/10/20 at CLE... **DOUBLES:** 2 – 6/25/22 vs OAK... **TRIPLES:** None... **HOME RUNS:** 1 – 7 times, last: 8/20/21 at CHI... **RBI:** 4 – 8/14/17 at OAK... **WALKS:** 2 – 2 times, last: 8/19/20 vs CIN... **STOLEN BASES:** None... **HITTING STREAK:** 7 games – 2 times; last: 8/28-10/2/21

GALLAGHER'S NOTABLE HOMERS

GRAND SLAMS: 1 – 8/14/17 at OAK (Jharel Cotton)... **INSIDE-THE-PARK HR:** None... **LEADOFF HR:** None... **PINCH HR:** None... **WALK-OFF HR:** None



ARAMIS GARCIA

Catcher

B-T: R-R

HT: 6-2; **WT:** 225

OPENING DAY AGE: 31

BORN: January 12, 1993, Hialeah, FL

RESIDES: Phoenix, AZ

ML SERVICE: 3 years, 36 days

HOW OBTAINED: Signed by Phillies as a minor league free agent, 2/14/23

Non-Roster Invitee

2023

- Was a non-roster invitee to Phillies ML spring training
- Went 12-for-56 in throwing out attempted base stealers in 49 games (48 starts) at catcher for Lehigh Valley (AAA)
- Ranked 6th on the IronPigs with 14 HR
- 25 of his 49 hits went for extra bases (51.0%)
- Spent time on the IL twice, with a left thumb contusion from 4/16-4/28 and with a left finger dislocation from 5/27-7/5; included a rehab assignment to Jersey Shore (A) from 7/1-5

2022

- Was a non-roster invitee to spring training with CIN
- Was on the 10-day IL with a left middle finger sprain, 7/7-10/3; included a rehab assignment to Louisville (AAA)
- In 15 games before the injury, hit .387 (12-31)
- Activated on 10/4 and played in the final 2 games of the season

2021

- Split the season between Las Vegas (AAA) and OAK
- Following the season, played for Escogido in the Dominican Winter League

2020

- Underwent surgery to repair a torn labrum in his right hip on 2/6
- On injured list, 3/10-11/1, which included a rehab assignment to SF's alternate site

2019

- Began the season with Sacramento (AAA)
- Had 2 stints with SF, starting 8 games at catcher
- Following the season, played in the Dominican Winter League, where he sustained a torn labrum in his right hip

2018

- Began the season with Richmond (AA)
- Was promoted to Sacramento on 8/6
- Recalled by SF on 8/26 and made his ML debut on 8/31 vs NYM; hit a home run for his first career hit, becoming the 18th SF batter since 1919 to do so

- Collected his first 2 career hits in the 8th inning, becoming the first player in the modern era to do so for SF
- 4 of his 18 hits were home runs (.492 SLG)

2017

- Spent majority of the season with San Jose (A), but also appeared in 22 games for Richmond (AA)
- Named an MiLB.com SF Organization All-Star and a California League midseason and postseason All-Star
- Named CL Player of the Week, 4/9-15
- On the IL with a concussion, 4/21-5/2
- Following the season, played for Scottsdale in the Arizona Fall League and was named an AFL Rising Star

2016

- Spent most of the season with San Jose; also appeared in 6 rehab games for Arizona League Giants (R)
- On IL with a left hamstring strain, 5/10-16 and with facial fractures, 5/23-8/8
- Following the season, played for Scottsdale in the Arizona Fall League

2015

- Spent most of the season with Augusta (A)
- Named an MiLB.com SF Organization All-Star and a South Atlantic League midseason All-Star
- On IL with a thoracic spine strain, 5/27-6/2
- Named SAL Player of the Week, 7/13-19

2014

- Split first pro season between AZL Giants and Salem-Keizer (A)

PERSONAL

Aramis Michael Garcia (pronounced AIR-uh-miss)... 2011 graduate of Pines Charter High School (FL)... Attended Florida International University and was named 2014 Conference USA Player of the Year... Was a 2013 and 2014 semifinalist for the Johnny Bench Award as the best collegiate catcher in the country... **Hobby:** Fishing...

Signed by: Jose Alou

ARAMIS GARCIA'S CAREER STATISTICS

YEAR	CLUB	AVG	G	AB	R	H	2B	3B	HR	RBI	SH	SF	HP	BB	SO	SB	CS	OBP	SLG	OPS	E
2014	AZL Giants	.219	8	32	6	7	3	0	0	3	1	0	0	5	6	0	0	.324	.313	.637	2
	Salem-Keizer	.229	20	70	5	16	3	0	2	12	0	0	1	5	19	0	0	.289	.357	.646	3
2015	Augusta	.273	83	319	42	87	15	1	15	61	0	4	5	35	77	0	1	.350	.467	.817	6
	San Jose	.227	20	75	10	17	4	0	0	5	0	0	0	9	22	1	0	.310	.280	.590	0
2016	AZL Giants	.227	6	22	1	5	1	0	0	4	0	1	0	0	1	0	0	.217	.273	.490	0
	San Jose	.257	41	144	20	37	6	0	2	20	2	0	0	14	42	1	0	.323	.340	.663	0
2017	San Jose	.272	81	324	43	88	20	1	17	65	0	2	6	15	73	0	0	.314	.497	.811	5
	Richmond	.282	22	78	11	22	12	0	0	8	0	1	1	9	21	0	0	.360	.436	.796	3
2018	Richmond	.233	80	301	36	70	14	1	11	33	0	3	4	20	76	0	1	.287	.395	.682	4
	Sacramento	.237	10	38	5	9	1	0	0	4	0	1	0	2	12	0	0	.268	.263	.531	2
2019	SAN FRANCISCO	.286	19	63	8	18	1	0	4	9	0	0	0	2	31	0	0	.308	.492	.800	1
	Sacramento	.271	89	332	52	90	20	2	16	55	1	1	3	34	114	0	2	.343	.488	.831	6
2020	SAN FRANCISCO	.143	18	42	5	6	1	0	2	5	0	0	0	4	21	0	0	.217	.310	.527	0
	Did not play																				
2021	Las Vegas	.268	30	112	15	30	8	0	2	15	0	2	1	9	27	0	0	.323	.393	.716	3
	OAKLAND	.205	32	88	8	18	1	0	3	7	2	0	3	1	28	0	0	.239	.318	.557	2
2022	CINCINNATI	.213	47	108	6	23	2	0	1	4	2	0	2	3	34	0	1	.248	.259	.507	2
	Louisville+	.190	5	21	2	4	2	0	1	4	0	0	0	1	9	0	0	.227	.429	.656	0
2023	Lehigh Valley	.251	53	195	28	49	11	0	14	44	0	2	5	8	56	3	0	.295	.523	.818	7
	Jersey Shore	.091	3	11	0	1	1	0	0	2	0	1	0	0	5	0	0	.083	.182	.265	0
Minors Totals		.257	551	2074	276	532	121	5	80	335	4	18	26	166	560	5	4	.317	.435	.752	41
AL Totals		.205	32	88	8	18	1	0	3	7	2	0	3	1	28	0	0	.239	.318	.557	2
NL Totals		.221	84	213	19	47	4	0	7	18	2	0	2	9	86	0	1	.259	.338	.597	3
ML Totals		.216	116	301	27	65	5	0	10	25	4	0	5	10	114	0	1	.253	.332	.585	5

+ Rehab assignment

GARCIA'S CAREER TRANSACTIONS

- Selected by St. Louis Cardinals in 20th round of 2011 MLB Draft, but did not sign
- Selected by San Francisco Giants in 2nd round of 2014 MLB Draft
- On injured list with a torn right hip labrum, March 10-November 1, 2020; included rehab assignment to SF's alternate site, September 23-27
- Claimed off waivers by Texas Rangers, November 25, 2020
- Traded to Oakland Athletics with Elvis Andrus (ss) and cash considerations for Khris Davis (lf), Jonah Heim (c) and Dane Acker (rhp), February 6, 2021
- On injured list with a viral infection, May 2-11, 2021
- Signed by Cincinnati Reds as a minor league free agent, November 29, 2021
- On injured list with a left middle finger sprain, July 7-October 3, 2022; included rehab assignment to Louisville (AAA), September 23-October 3
- Claimed off waivers by Baltimore Orioles, October 14, 2022
- Signed by Philadelphia as a minor league free agent, February 14, 2023

GARCIA'S CAREER FIELDING

POSITION	PCT	G	PO	A	E	TC	DP	PB
Catcher	.994	89	664	30	4	698	3	4
First base	.992	20	110	7	1	118	12	

GARCIA'S GAME HIGHS

HITS: 4 – 9/22/18 at STL... **RUNS:** 2 – 9/22/18 at STL... **DOUBLES:** 1... **TRIPLES:** None... **HOME RUNS:** 1... **RBI:** 2 – 8 times, last: 6/26/22 at SF... **WALKS:** 1... **STOLEN BASES:** None... **HITTING STREAK:** 5 games – 2 times; last: 6/24-29/22



DARICK HALL

First Baseman

B-T: L-R

HT: 6-4; **WT:** 250

OPENING DAY AGE: 28

BORN: July 25, 1995, Hereford, AZ

RESIDES: Hereford, AZ

ML SERVICE: 161 days

HOW OBTAINED: Selected by Phillies in 14th round of 2016
MLB Draft

24

@darickjhall

@HallDarick

2024 PHILLIES

2023

- Made his first career Opening Day roster and started at 1st base on 3/30 at TEX
- On the IL, 4/6-6/18, with a right thumb sprain and underwent successful right thumb UCL repair with augmentation surgery on 4/12; included rehab assignments to Clearwater (A), 5/30-6/1, and Lehigh Valley (AAA), 6/2-18
- Optioned to Lehigh Valley on 6/19 after being reinstated from the 60-day IL and was recalled again on 7/2
- His 112.7 mph single on 7/2 vs WSH was the 2nd-hardest base hit of his career
- Clubbed his lone HR of the season on 7/6 at TB
- Optioned to Lehigh Valley on 7/20
- Ranked T-3rd on the IronPigs in HR (18), 5th in RBI (57) & hits (89), 8th in XBH (30) & walks (42) and 9th in runs (46)
- After the season, was a part of the club's stay-ready camp in Clearwater for the duration of the postseason

2022

- Recipient of the Paul Owens Award, presented annually to the organization's top minor league player
- Was a non-roster invitee to ML spring training and began the season with Lehigh Valley
- Had 2 stints with the Phillies from 6/29-8/22 and 9/30-end of the regular season
- His 120 OPS+ ranked 15th out of 81 rookies with at least 100 PA
- Had his contract selected on 6/29 and made his ML debut that night batting cleanup at DH
- Became just the third Phillies player since 1900 to bat cleanup in his ML debut, joining LeGrant Scott (1939) and Howie Gorman (1937)
- At the time his contract was selected, led the International League in games, HR, XBH & total bases and was T-1st in RBI
- Homered for his first career hit on 6/30 vs ATL (Jesus Cruz); later homered in the 8th inning and became the first player in franchise history to hit 2 HR in a game for his first 2 ML hits
- Became just the second Phillies player in the modern era whose first 3 career hits were home runs (also Ed Sanicki in 1949)
- Became the first Phillies player with at least 13 XBH in his first 25 career games since Rhys Hoskins (15 XBH) in 2017
- Recorded his first career pinch-hit HR on 7/22 vs CHI (Erich Uelmen)
- Made his first professional pitching appearance on 8/20 (gm 1) vs NYM (0.1 IP, H)

- Of his 34 hits, 18 went for extra bases (8 2B, 3B, 9 HR)
- Made 34 starts with the Phillies: 30 at DH and 4 at 1st base

2021

- Was a non-roster invitee to ML spring training
- Spent the entire season with Lehigh Valley
- Led all Phillies minor league players in games (120) & doubles (27) and was T-1st in HBP (12)
- Had the following rankings among Triple-A East hitters: 1st in games, 6th in plate appearances (471), T-7th in doubles and T-9th in HBP
- Posted a .998 fielding percentage (2 errors in 826 total chances) in 114 games (110 starts) at 1st base
- Led all triple-A 1st basemen in fielding percentage (among qualifying players), games, starts, innings played (930.1), total chances and putouts (768)
- Posted a .314/.402/.529 slash line in 22 July games

2020

- Attended ML spring training as a non-roster invitee
- Did not play during the regular season

2019

- Spent the entire season with Reading (AA)
- Selected as an Eastern League midseason and postseason All-Star
- Started as the designated hitter and batted cleanup for the Eastern Division in the EL All-Star Game
- Won the EL Home Run Derby
- Ranked 1st in the EL in doubles (38), extra-base hits (59), total bases (207) & HBP (17), T-2nd in home runs (20), T-3rd in games (132), 4th in SLG (.454) & OPS (.798), T-4th in RBI (67), 5th in walks (60) and 6th in runs scored (69)
- Led all Phillies minor leaguers in doubles
- Selected as an Organization All-Star by MiLB.com
- Named EL Player of the Week, 7/22-28

2018

- Began the season with Clearwater
- Named a Florida State League midseason All-Star
- Selected as an Organization All-Star by MiLB.com
- Led all Phillies minor leaguers in HR (26) and RBI (87)
- Selected as Phillies Minor League Hitter of the Month for April
- Chosen as FSL Player of the Week, 4/30-5/6
- Homered in 3 straight games from 4/12-14
- Promoted to Reading on 6/1 for the remainder of season
- Combined to hit .324 (45-139) with RISP
- Following the season, played for Scottsdale in the Arizona Fall League

2017

- Spent the majority of the season with Lakewood (A)
- Named the South Atlantic League Most Valuable Player and selected as a SAL postseason All-Star
- Became first BlueClaw to earn SAL MVP honors
- Led all Phillies minor leaguers in RBI (101) and was T-1st in HR (29)
- Led the SAL in home runs, RBI, total bases (227), XBH (56), SLG (.533) and OPS (.873)
- Set team record for HR in a season
- Selected as an Organization All-Star by MiLB.com
- Named Phillies Minor League Player of the Week four times (5/1-7, 5/29-6/4, 6/12-18 and 8/7-13) and SAL Player of the Week, 8/7-13
- Reached base safely in 23 consecutive games (.420 OBP) from 6/9-7/4
- Slugged 2 home runs and collected a season-high 7 RBI on 8/23 at Hagerstown
- Hit .339 (43-127) with RISP for Lakewood
- Promoted to Clearwater on 8/29 for the remainder of the season
- Homered in each of his first 2 games with Clearwater during a doubleheader on 8/29 at Charlotte

2016

- Began pro career with Williamsport (A)
- Led the New York-Penn League in SLG (.518), OPS (.890) and HBP (16), finished T-1st in doubles (19), T-3rd in home runs (9), T-7th in total bases (101) and T-10th in OBP (.372)
- Led all Phillies short-season minor leaguers in doubles, HR and total bases
- Batted .320 (33-103) with 6 HR and 19 RBI in his final 29 games
- Homered in 3 straight games from 8/31-9/2
- Recorded 12 RBI in a 7-game span from 8/27-9/2
- Participated in the Florida Instructional League

PERSONAL

Darick Hall... Married, wife's name is Ashley (10/23/21)... 2013 graduate of Buena High School (AZ)... Attended Dallas Baptist University (TX) and Cochise College (AZ)... Was the 2016 Missouri Valley Conference Player of the Year... In 2016, was a semifinalist for the John Olerud Two-Way Player of the Year Award... His grandfather, Bo Hall, played in SF's organization and his uncle, Shane Hall, played in BOS' organization... **Hobbies:** Hunting and fishing... **Signed by:** Paul Scott

DARICK HALL'S CAREER STATISTICS

YEAR	CLUB	AVG	G	AB	R	H	2B	3B	HR	RBI	SH	SF	HP	BB	SO	SB	CS	OBP	SLG	OPS	E
2016	Williamsport	.282	57	195	27	55	#19	0	9	29	0	2	*16	13	57	0	2	.372	*.518	*.890	5
2017	Lakewood	.272	114	426	64	116	28	1	*27	*96	0	5	17	29	110	0	0	.340	*.533	*.873	7
	Clearwater	.231	7	26	4	6	2	0	2	5	0	0	0	0	7	0	0	.231	.538	.769	0
2018	Clearwater	.277	48	173	28	48	12	0	11	35	0	1	7	18	39	1	0	.367	.538	.904	2
	Reading	.224	80	295	40	66	10	1	15	52	0	4	14	18	79	1	0	.296	.417	.713	5
2019	Reading	.235	132	456	69	107	*38	1	20	67	0	2	*17	60	134	5	1	.344	.454	.798	4
2020	Did not play																				
2021	Lehigh Valley	.230	*120	400	46	92	27	0	14	60	0	3	12	55	100	0	2	.338	.403	.741	2
2022	Lehigh Valley	.254	101	394	59	100	24	0	28	88	0	3	4	42	100	6	1	.330	.528	.858	1
	PHILLIES	.250	41	136	19	34	8	1	9	16	0	0	1	5	44	0	0	.282	.522	.804	0
2023	PHILLIES	.167	18	54	2	9	1	0	1	3	0	0	0	2	18	0	0	.196	.241	.437	3
	Clearwater+	.375	2	8	1	3	1	0	0	0	0	0	0	1	0	0	0	.444	.500	.944	0
	Lehigh Valley	.311	74	286	46	89	11	1	18	57	0	5	1	42	65	0	0	.395	.545	.940	3
Minors Totals		.256	735	2659	384	682	172	4	144	489	0	25	88	278	691	13	6	.344	.487	.831	29
ML Totals		.226	59	190	21	43	9	1	10	19	0	0	1	7	62	0	0	.258	.442	.700	3

* League leader

Tied for league lead

+ Rehab assignment

HALL'S CAREER TRANSACTIONS

- Selected by Philadelphia in 14th round of 2016 MLB Draft
- On injured list with a right thumb sprain, April 6-June 18, 2023; included rehab assignments to Clearwater, 5/30-6/1, and Lehigh Valley, 6/2-18

HALL'S CAREER FIELDING

POSITION	PCT	G	PO	A	E	TC	DP
First base	.981	23	149	7	3	159	16
Pitcher	---	1	0	0	0	0	0

HALL'S GAME HIGHS

HITS: 3 – 7/5/22 vs WSH... **RUNS:** 3 – 2 times, last: 8/7/22 vs WSH... **DOUBLES:** 1 – 9 times, last: 4/1/23 at TEX... **TRIPLES:** 1 – 7/28/22 at PIT... **HOME RUNS:** 2 – 2 times, last: 8/7/22 vs WSH... **RBI:** 3 – 6/30/22 vs ATL... **WALKS:** 1 – 7 times, last: 7/5/23 at TB... **STOLEN BASES:** None... **HITTING STREAK:** 5 games – 8/2-7/22

HALL'S NOTABLE HOMERS

GRAND SLAMS: None... **INSIDE-THE-PARK HR:** None... **LEADOFF HR:** None... **PINCH HR:** 1 – 7/22/22 vs CHI (Erich Uelmen)... **WALK-OFF HR:** None



BRYCE HARPER

First Baseman

B-T: L-R

HT: 6-3; **WT:** 210

OPENING DAY AGE: 31

BORN: October 16, 1992, Las Vegas, NV

RESIDES: Las Vegas, NV

ML SERVICE: 11 years, 159 days

HOW OBTAINED: Signed by Phillies as a free agent, 3/2/19

CONTRACT STATUS: Signed a 13-year contract on 3/2/19, taking him through 2031

@bryceharper3

@bharper3

3

2024 PHILLIES

2023

- Won his third career Silver Slugger Award and finished 12th in NL MVP voting
- Was selected as the Phillies nominee for the Hank Aaron Award
- Ranked 4th in the NL in PA/BB (6.83), 5th in OBP (.401), 6th in AVG (.293), 7th in OPS (.900) and 8th in walks (80)
- Missed the beginning of the season recovering from UCL reconstruction/repair with ulnar nerve transposition on his right elbow and was reinstated from the 10-day IL on 5/2, 160 days after undergoing Tommy John surgery on 11/23/22
- Became the sixth active player with 1,500 hits and 300 HR in his first 12 MLB seasons and the 18th player in MLB history to reach those marks before turning 31 years old (last, Miguel Cabrera in 2012)
- On 8/30 vs LAA, became the 12th active player to hit 300 career HR and the 4th-youngest to accomplish the feat
- Was the fifth player to hit his 300th HR in a Phillies uniform, joining Ryan Howard (9/22/12), Mike Schmidt (8/14/81), Roy Sievers (7/19/63) and Chuck Klein (8/18/41)
- Tallied his ninth career 20-HR season after slugging his first HR of the season on 5/6 vs BOS
- Appeared in his 1,000th AB at CBP on 5/20, one of 15 players with 1,000+ AB at CBP and one of two Phillies (J.T. Realmuto) to accomplish the feat
- Tallied his 1,400th ML hit in his 1,400th career game on 5/23 vs AR; registered the 5,000th AB of his career on 5/25 at ATL
- Reached 900 career walks on 6/11 vs LAD, the 4th-fastest (1416 G) of the 7 other active major leaguers with 900 walks (Joey Votto, 1319 G; Mike Trout, 1353 G; Carlos Santana, 1364 G)
- Reached base safely in a season-high 15 straight games (15 H, 11 BB) from 6/8-25
- Played his 500th game in a Phillies uniform on 6/25 vs NYM
- Appeared at 1st base for the first time in his career on 7/21 at CLE, becoming the 25th player in the modern era to play in over 1,400 major league games (1,446th) before making his first career infield start (last, Nelson Cruz in 2021)
- Registered his lone multi-HR game of the season on 8/16 at TOR; was the 25th of his career and his 8th as a Phillie
- Notched his second career inside-the-park HR on 8/21 vs SF, the first regular season inside-the-park HR by a Phillie since his own on 7/27/21 vs WSH
- Had multiple hits in 5 straight games from 8/21-26 and 6/30-7/5 (3x career, also 9/25-29/12), the first Phillie with multiple 5+ game streaks of 2+ hits in a single season since Jimmy Rollins had 2 such streaks of 6 games in 2006
- Homered in 3 straight games twice (10x career), 8/21-23 and 8/28-30

HARPER PHAST PHACTS

- 2-time NL MVP (2015 & 2021)
 - 2022 NLCS MVP
 - 7-time NL All-Star
 - 3-time NL Silver Slugger Award winner (2015, 2021 & 2023)
 - 2-time NL Hank Aaron Award winner (2015 & 2021)
 - 2021 NL Outstanding Player of the Year (MLBPA)
 - 2021 All-MLB First Team
 - 2021 Stan Musial Award winner
 - 2012 NL Rookie of the Year
 - 2018 Home Run Derby winner
 - 2-time NL Player of the Month
 - 7-time NL Player of the Week
 - NL home run leader (tied) in 2015
 - 2019 NL Gold Glove Award finalist
- His HR on 8/29 vs LAA (115.7 mph) was his 3rd-hardest-hit HR since 2015 and the 2nd-hardest-hit HR ever by a Phillie in that span, behind his own 116.4 mph HR on 9/24/19; was the hardest-hit HR by a Phillie at CBP in the Statcast era and tied for the 5th-hardest-hit by any player at CBP
 - His 1.236 OPS (min. 100 PA) and .784 SLG for August were the highest by a Phillie since Gavy Cravath in 1913 (1.276 OPS) and Mike Schmidt in 1981 (.817 SLG)
 - Connected for the 1,500th hit of his ML career on 9/12 at ATL; was a first-pitch HR off Joe Jimenez
 - Slashed .286/.455/.643 (1.098 OPS) over 13 games in the postseason
 - Clubbed 3 HR in the NLDS vs ATL, giving him 10 career NLDS homers, the most by any player in MLB history
 - Tied Jayson Werth and Kyle Schwarber for the most postseason HR in Phillies history with his 11th as a Phillie in Game 5 of the NLCS vs ARI (Zac Gallen) on 10/21
 - Became the fourth player in MLB postseason history to homer on his birthday, 10/16, in Game 1 of the NLCS vs ARI (Zac Gallen), joining Kolten Wong (25, 10/10/15), Evan Longoria (28, 10/7/13) and Willie Aikens (26, 10/14/80)
 - Stole home in Game 5 of the NLCS vs ARI on 10/21, the 22nd steal of home in postseason history and the first in LCS play since CHI's Javier Báez in Game 1 of the 2016 NLCS

2022

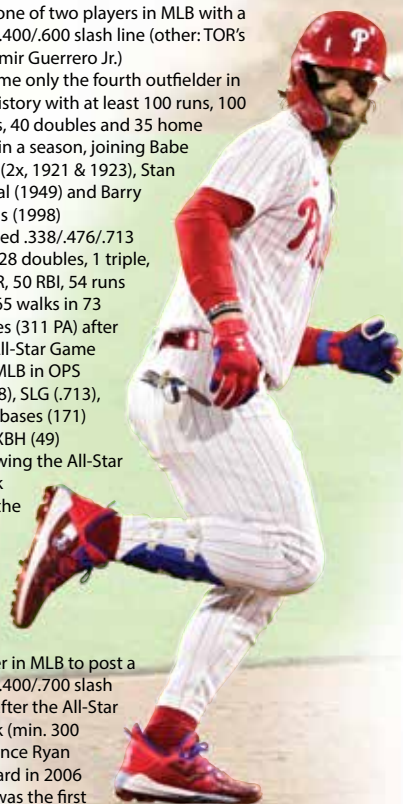
- Elected as an NL All-Star by the fans to be the starting designated hitter, but did not play due to injury; was his seventh career All-Star selection
- Among players with at least 425 PA, his .877 OPS ranked 6th in the NL (11th in MLB)

- His 1.182 OPS with RISP ranked 1st in the NL and 3rd in MLB (min. 100 PA), behind only NYY's Aaron Judge (1.241) and LAA's Shohei Ohtani (1.213)
- Slugged 17 HR as a designated hitter, T-1st in the NL (T-4th in MLB)
- His .923 OPS on the road ranked 3rd in the NL (min. 200 PA)
- Appeared in 51 of the team's wins, posting a .335/.423/.611 slash line (1.034 OPS) in those games
- Per Statcast data, ranked in the 97th percentile in both xBA (expected batting average) and xSLG (expected slugging percentage)
- Reached base safely in 38 consecutive games at Citizens Bank Park from 7/23/21-4/9/22, the 2nd-longest on-base streak in the history of CBP (Jimmy Rollins – 44 games, 7/11/04-4/29/05)
- Became the eighth player in MLB history to reach 250 HR, 100 steals and 800 walks in his first 10 years, joining Mike Schmidt, Mickey Mantle, Mike Trout, Barry Bonds, Chipper Jones, Jeff Bagwell and Paul Goldschmidt
- Did not play on 5/15 at LAD, snapping his streak of 106 consecutive games played from 7/17/21-5/14/22, the 2nd-longest games played streak of his career (longest: 148 games from 8/10/18-7/23/19)
- Named NL Player of the Week for the period of 5/9-15, his seventh career NL Player of the Week Award
- Had 34 XBH in his first 50 games
- Recorded his 24th career multi-HR game on 6/3 vs LAA, his seventh career multi-HR game as a Phillie
- Slugged his sixth career grand slam on 6/5 vs LAA (Raisel Iglesias)
- Sustained a left thumb fracture after being hit by a pitch on 6/25 at SD and was placed on the 10-day IL on 6/26
- Through games of 6/25, ranked 2nd among all NL players in OPS (.985) & SLG (.599), 3rd in XBH (37), 4th in TB (145) and 5th in AVG (.318)
- Was transferred to the 60-day IL on 8/18; appeared in 2 games with Lehigh Valley (AAA) on a rehab assignment and batted .625 (5-8) with 2 doubles, 2 HR, 6 RBI, 3 runs and 2 walks
- Was reinstated from the 60-day IL on 8/26
- On 9/14 at MIA, hit his 100th HR as a Phillie in his 436th game with the club; became the 4th-fastest player (in terms of games played) to hit 100 career HR as a Phillie, trailing Ryan Howard (325 G), Jim Thome (384 G) and Chuck Klein (390 G)
- Named NLCS MVP after slashing .400/.400/.850 with 4 runs, 5 XBH (2 HR, 3 2B) and 5 RBI in 5 games
- Hit the game-winning HR in Game 5 of the NLCS on 10/23 vs SD (2-run HR off Robert Suarez in the 8th inning)
- Overall slashed .349/.414/.746 in 71 postseason plate appearances
- His 1.160 OPS ranks 5th in ML history for a single postseason (min. 70 PA)
- His .462 wOBA ranks T-6th all time in a single postseason (min. 70 PA) with Barry Bonds in 2002
- Had 4 game-winning HR, which was the most ever by any player during a single postseason
- His 13 XBH in the postseason were the most ever in a single postseason by a Phillie and one XBH shy of the ML record (14)
- Had 22 hits in the postseason, which set a new franchise record for a single postseason (previous record: 17 by Jayson Werth in 2008 and Shane Victorino in 2009)
- Slugged his first career World Series HR in Game 3 vs HOU (Lance McCullers Jr.) on 11/1
- Had an 11-game postseason hitting streak from 10/8-28, setting a franchise record for a single postseason

- Became the third player in ML history to collect an XBH in 7 consecutive games during a single postseason (10/8-28), joining Devon White (7 G in 1993) and Carlos Beltran (7 G in 2004)
- Homered in 3 consecutive postseason games from 10/14-18
- Following the season, underwent UCL reconstruction/repair with ulnar nerve transposition on his right elbow on 11/23 (Dr. Neal ElAttrache)

2021

- Named NL MVP for the second time in his career and became just the 15th player in history to win multiple league MVP Awards before his age-29 season
- NL recipient of the Hank Aaron Award
- Named NL Outstanding Player of the Year by the MLBPA
- Named All-MLB First Team
- Named a Stan Musial Award winner by the St. Louis Sports Commission in celebration of the year's greatest moments of sportsmanship and those in sports who embody class and character
- Won his second career Silver Slugger Award
- Among all ML players, ranked 1st in OPS (1.044) & SLG (.615), T-1st in doubles (42), 2nd in OBP (.429), 3rd in walks (100), T-3rd in XBH (78), 4th in IBB (14) & times on base (256), 7th in AVG (.309) and T-8th in OF assists (10)
- Among all NL players, ranked 1st in doubles, OPS, SLG & XBH, 2nd in OBP & walks, 3rd in AVG, IBB, OF assists & times on base, 6th in HR (35) & runs (101), 7th in total bases (300), T-9th in bunt hits (4) and T-10th in 3-hit games (12)
- Was one of two players in MLB with a .300/.400/.600 slash line (other: TOR's Vladimir Guerrero Jr.)
- Became only the fourth outfielder in ML history with at least 100 runs, 100 walks, 40 doubles and 35 home runs in a season, joining Babe Ruth (2x, 1921 & 1923), Stan Musial (1949) and Barry Bonds (1998)
- Slashed .338/.476/.713 with 28 doubles, 1 triple, 20 HR, 50 RBI, 54 runs and 65 walks in 73 games (311 PA) after the All-Star Game
- Led MLB in OPS (1.188), SLG (.713), total bases (171) and XBH (49) following the All-Star break
- Was the first



player in MLB to post a .300/.400/.700 slash line after the All-Star break (min. 300 PA) since Ryan Howard in 2006 and was the first outfielder to do so since Barry Bonds and Sammy Sosa both did so in 2001

- Had 49 extra-base hits and 65 walks after the All-Star Game and prior to him, only two other players had as many extra-base hits and walks following an All-Star Game (since 1933): Barry Bonds in 2001 (50 XBH, 89 BB) and Jimmie Foxx in 1938 (52 XBH, 66 BB)
- His 49 XBH following the All-Star break set a new franchise record, surpassing Ryan Howard (45 in 2006) and Chase Utley (45 in 2005)
- Became the third player in franchise history with at least 20 HR and 60 walks following the All-Star break, joining Mike Schmidt (1983) and Ryan Howard (2006)
- Led the NL in Win Probability Added (.456)
- Had a career-high 42 doubles, surpassing his previous career high of 38 in 2015
- Was the first Phillie with at least 75 XBH, 100 runs and 100 walks in a season since Ryan Howard in 2006
- His 1.130 OPS at Citizens Bank Park was the highest single season mark ever by a Phillie in the ballpark's history
- Posted his third 35-HR season (others: 2015 and 2019), third 100-run season (others: 2015 and 2018) and fourth 100-walk season (others: 2015-16 and 2018)
- Collected 300 total bases for the second time in his career (other: 338 in 2015)
- Recorded double-digit OF assists (10) for the third time in his career (13 in 2013 and 2019)
- Reached base safely in 8 straight plate appearances (BB, HR, BB, 2B, 1B, 1B, 1B, 1B) from the 7th inning on 4/16 through the 5th inning on 4/19
- Was on the IL, 5/23-6/4, with a left forearm contusion
- Collected his 500th career XBH (HR off Max Scherzer) on 6/22 vs WSH; at the time, among active ML players, was the 6th-youngest to reach 500 career XBH
- Tied his career high with 5 hits on 7/6 at CHI (also: 4/19/19 at COL)
- Had a career-high 3 SB on 7/23 vs ATL; became the fourth Phillies player in the last 60 years to steal 2nd, 3rd and home in a game, joining Larry Bowa on 8/28/70 vs ATL, Pete Rose on 5/11/80 at CIN and Jayson Werth on 5/12/09 vs LAD
- Had a 24-game on-base streak from 7/23-8/17
- Hit his first career inside-the-park HR on 7/27 vs WSH (Erick Fedde)
- Went 27 consecutive plate appearances without a strikeout from 8/1-6
- Collected his 250th career double on 8/1 at PIT
- Hit his 250th career HR on 8/5 at WSH (Joe Ross); at the time, became the 5th-youngest active player to reach 250 HR
- Posted a .337/.455/.776 slash line (1.231 OPS) with 11 doubles, one triple, 10 HR, 25 RBI, 25 runs and 22 walks in 28 August games
- In August, became the first Phillie ever to have more than 20 XBH, 20 RBI, 20 runs and 20 walks in a calendar month
- Had 22 XBH in August which led MLB and were his most ever in a calendar month
- Posted a 14-game hitting streak (.426), his longest as a Phillie, from 9/4-18; it was the second-longest hitting streak of his career (19 G, 7/1-27/17)
- Posted a 23-game on-base streak (.520 OBP) from 9/4-28
- Had an XBH in 7 straight games, 9/11-18, which tied his career-best XBH streak that he set earlier in the season (8/25-31)
- Had a 10-game walk streak, 9/18-28, which tied the longest of his career (also: 4/15-25/15 & 5/5-15/16)
- Recorded his second career game with 2 OF assists on 9/26 vs PIT (other: 9/13/13 vs PHI)
- Started each of the team's final 72 games
- Walked 26 times over his final 25 games (9/7-end of season)

2020

- Among all ML players, ranked 1st in BB (49), 2nd in IBB (8), T-3rd in times on base (102) and 5th in OBP (.420)
- Among all NL players, ranked 2nd in IBB, T-3rd in times on base, 4th in OBP, T-6th in bunt hits (2), T-7th in GA RBI (9), 8th in OPS (.962), T-9th in runs (41) and T-10th in SB (8) & triples (2)
- Reached base safely in 25 consecutive games from 9/27/19-8/22/20
- Had a 22-game on-base streak to start the year; reached base safely in 21 consecutive games to start the 2019 season
- On 8/14 vs NYM, hit a walk-off single in the 9th inning, his 12th career walk-off RBI (11th career walk-off hit)
- Stole 16 straight bases without being caught from 7/4/19-9/1/20
- Was ejected by 1st base umpire Roberto Ortiz in the bottom of the 5th inning on 9/5 at NYM
- On 9/7 at NYM, made his first start in CF since 9/29/18 at COL
- On 9/17 vs NYM, became just the fourth Phillie ever to homer in the 1st and 2nd inning of a single game, joining Jimmy Rollins (4/12/07 at NYM), Gary Redus (7/7/86 vs ATL) and Freddy Leach (6/19/28 vs BKN)
- Recorded his 21st career multi-HR game and second of the season on 9/23 at WSH (other: 9/17 vs NYM)
- Collected 2 HR and 3 IBB on 9/23 at WSH; became just the fourth player in ML history (since 1955, when IBB was first tracked league-wide) to do so in a game (last: Albert Pujols, 4/6/13 at TEX)
- Made starts in RF (45), CF (3) and as the designated hitter (10)

2019

- Among all NL players, ranked T-1st in grand slams (2) & OF assists (13), 4th in RISP AVG (.357), T-4th in game-winning RBI (15), 5th in walks (99), T-5th in IBB (11), 7th in times on base (254), 8th in RBI (114) and T-9th in bunt hits (4)
- Was selected as the Phillies nominee for the Hank Aaron Award
- Was a finalist for the Rawlings Gold Glove Award
- His 35 HR were the 2nd-most by a Phillie in their first season with the team (Jim Thome had 47 HR in 2003)
- Had a career-high 114 RBI (previous high: 100 RBI in 2018)
- Was just the third Phillies player ever to post a season with at least 35 HR, 110 RBI and 15 SB, joining Chuck Klein (1932) and Mike Schmidt (1974)
- Was one of two hitters in MLB with more than 30 HR, 110 RBI and 95 walks (also: HOU's Alex Bregman)
- Became the fifth player in franchise history to collect more than 100 RBI in his first season with the team, joining Jim Thome (131 in 2003), Lefty O'Doul (122 in 1929), Bill White (103 in 1966) and Pinky Whitney (103 in 1928)
- Collected 292 total bases; became the first Phillie with at least 290 total bases in a season since 2010 (Jayson Werth, 295 TB)

UNANIMOUS MVPs, NL HISTORY

Carl Hubbell (1936)
Orlando Cepeda (1967)
Mike Schmidt (1980)
Jeff Bagwell (1994)
Ken Caminiti (1996)
Barry Bonds (2002)
Albert Pujols (2009)
BRUCE HARPER (2015)
Ronald Acuña Jr. (2023)

- Led all ML right fielders with 13 assists, which were one shy of his combined total from 2016-18; his 13 OF assists matched his career high (13 in 2013)
- Slashed .283/.366/.583 in 213 plate appearances against LHP
- Made his Phillies debut on 3/28 vs ATL
- Slugged his first career HR as a Phillie (also was his first hit) on 3/30 vs ATL (Jesse Biddle)
- Reached base safely in each of his first 21 games of the season
- His double in the 4th inning on 5/3 vs WSH was his 400th career XBH; at the time, the last three players to reach 400 career XBH at a younger age (26 years, 199 days) were Mike Trout (25 years, 269 days), Miguel Cabrera (25 years, 152 days) and Albert Pujols (25 years, 170 days)
- Collected his 200th career HR and 1,000th career hit on the same swing on 7/3 at ATL (Bryse Wilson); it was the first time in ML history that a player had a milestone hit (1,000, 2,000, 3,000, 4,000) and a milestone HR (100-700) on the same swing
- Had his first multi-HR game with the Phillies on 8/9 at SF; became the first player since Chuck Klein (1935 with CHI & 1936 with PHI) to have a multi-HR game against the Phillies (5/4/18 vs PHI) and then a season later have one with them
- Hit his sixth career walk-off HR on 8/15 vs CHI (Derek Holland); also was his fifth career grand slam (second of the year; other: 5/7 at STL)
- His walk-off grand slam was the first by a left-handed hitting Phillie since John Kruk on 9/17/89 vs STL (12th inning)
- Was on the paternity leave list, 8/23-25, for the birth of his first child
- His 9 defensive runs saved ranked T-3rd among ML right fielders, per FanGraphs
- Had 2 ejections: 4/22 at NYM (by home plate umpire Mark Carlson) and 9/15 vs BOS (by home plate umpire Gabe Morales)

2018

- Selected as an NL All-Star for the sixth time in his career (started in CF; 0-2)
- Among all NL players, finished 1st in walks (130), 2nd in times on base (273), 3rd in IBB (16), 5th in OBP (.393) & pitches faced (2,869), T-6th in runs (103), T-7th in HR (34), 8th in RBI (100) and 10th in OPS (.889)
- Set career highs in games (159) and walks
- Was one of two players in the majors with at least 30 HR, 100 RBI, 100 runs and 100 walks (also: CLE's José Ramírez)
- Led MLB in most games with multiple walks (33)
- Named NL Player of the Week, 9/3-9
- Collected 12 HR, 28 RBI and 39 walks in his first 33 games
- Had 2 multi-HR games: 4/1 at CIN and 5/4 vs PHI
- Reached base safely in a season-high 17 consecutive games (.487 OBP) from 4/14-5/2
- Won the Home Run Derby at Nationals Park, defeating Kyle Schwarber in the final round; his father, Ron, pitched to him
- Following the All-Star break, slashed .300/.434/.538, going 67-for-223, 20 2B, 11 HR, 46 RBI, 46 R and 52 BB in 65 games
- Drew 5 walks on 9/18 at MIA
- Hit .389 (7-18) with 3 doubles and 16 RBI with the bases loaded
- Defensively, made starts in RF (95) and CF (59)

2017

- Selected as an NL All-Star starter for the third straight year
- 14 of his 29 HR came with 2 strikes, which ranked T-1st in the NL (T-8th in MLB)
- Posted a career-high 19-game hitting streak (.429 AVG) from 7/1-27
- Was limited to 111 games; suffered a hyperextended left knee on 8/12 vs SF
- Was on the IL from 8/13-9/25
- At the time of his injury, ranked 1st in the NL in go-ahead RBI (29), 2nd in OPS (1.034) & runs scored (92), T-3rd in game-winning RBI (14), 4th in AVG (.326), OBP (.419), SLG (.614) & total bases (247), T-4th in HR (29), 5th in XBH (57), T-5th in walks (66), 6th in RBI (87) and T-8th in doubles (27)
- Homered on Opening Day, 4/3 vs MIA, which was his fifth career Opening Day HR
- Named NL Player of the Week on 4/23
- Slugged 2 walk-off HR, both against PHI: 4/16 (Joaquin Benoit) and 5/13 (Edubray Ramos)
- Hit his 150th career HR on 8/7 at MIA; became the 14th player in MLB history (since 1913) to hit 150 career HR before turning 25 years old
- At the time, only two active ML players had reached 150 HR at a younger age: Albert Pujols (24 years, 212 days) and Giancarlo Stanton (24 years, 290 days)
- Homered in Game 2 of the NLDS on 10/7 vs CHI
- Reached base safely in 4 of his 5 postseason games

2016

- Started for the NL All-Star team for the third time in his career (fourth career All-Star selection); went 1-for-2 with a double
- Received 2,865,095 fan votes, which was the highest vote total among all NL outfielders
- Posted his first career 20 HR/20 SB season; had a career-high 21 steals
- Ranked T-4th in MLB (T-2nd in the NL) with 108 walks
- Was intentionally walked 20 times, which led the majors and was a WSH record for a single season
- Named NL Player of the Month in April after hitting .286 with 9 HR, 24 RBI, 17 walks, 5 stolen bases and 16 runs
- Also named NL Player of the Week, 4/11-17
- Clubbed his 100th career HR (first career grand slam) on 4/14 vs ATL (Julio Teheran)
- Homered in all 3 games at PHI from 4/15-17; dating back to 9/4/15, tied Ernie Banks (1955) as the only visiting players in MLB history to homer in 6 straight games in Philadelphia

MOST WALK-OFF HOME RUNS IN MLB (2013-23)

1.	Josh Donaldson	8
T2.	Paul Goldschmidt	7
T2.	Manny Machado	7
T4.	BRYCE HARPER	6
T4.	Starling Marte	6
T4.	Carlos Santana	6

MOST WALKS IN MLB (2015-23)

1.	BRYCE HARPER	804
2.	Carlos Santana	782
3.	Paul Goldschmidt	760
4.	Joey Votto	754
5.	Mike Trout	695

HIGHEST OBP IN MLB (2015-23; min. 2,500 PA)

T1.	Juan Soto	.421
T1.	Mike Trout	.421
3.	Joey Votto	.403
4.	BRYCE HARPER	.402
5.	Freddie Freeman	.399

HIGHEST SLG IN MLB (2015-23; min. 2,500 PA)

1.	Mike Trout	.599
2.	Aaron Judge	.586
3.	Shohei Ohtani	.556
4.	J.D. Martinez	.549
5.	Nolan Arenado	.542
6.	BRYCE HARPER	.539

HIGHEST OPS IN MLB (2015-23; min. 2,500 PA)

1.	Mike Trout	1.019
2.	Aaron Judge	.982
3.	Juan Soto	.946
4.	BRYCE HARPER	.942
5.	Freddie Freeman	.937

- Hit a game-tying, pinch-hit HR in the 9th inning on 4/24 vs MIN (Kevin Jepsen); was his first career pinch HR
- During a 4-game series at CHI from 5/5-8, walked 13 times, the most by any player in a 4-game series since 1913
- Walked 6 times in the series finale, setting a modern MLB record (since 1900) for the most plate appearances without an at-bat in a single game; in his 7 plate appearances, had 6 walks and was hit by a pitch
- The only other player in MLB history with 6 walks and no at-bats in a game was Jimmie Foxx on 6/16/38 at STL

2015

- Was unanimously selected as the NL Most Valuable Player
- Led the majors with 10.0 bWAR and 9.5 fWAR
- Selected to his third NL All-Star team, garnering 13,964,950 fan votes, which was the most votes of any player ever to appear on the NL ballot
- Led MLB in OBP (.460), SLG (.649) and OPS (1.109)
- Among all NL players, finished 1st in runs (118), T-1st in HR (42) and 2nd in walks (124) & AVG (.330)
- Had the highest OBP in a season since 2008 (Chipper Jones, .470), highest SLG since 2009 (Albert Pujols, .658) and highest OPS since 2008 (Albert Pujols, 1.114)
- Became the only player in MLB history with at least 42 HR, 124 walks and 118 runs scored at age 22 or younger
- Was the youngest player in MLB history with at least 42 HR and 124 walks in a season; previous youngest was Babe Ruth, who hit 54 HR and had 150 walks in 1920 (his age-25 season)
- Since 2000, became one of just two players (at the time) to collect at least 42 HR, 124 walks and 118 runs in a season, joining Barry Bonds, who did it in 2 MVP seasons (2001 and 2004)
- Collected three NL Player of the Week awards and one NL Player of the Month award (May)
- In 26 May games, hit .360 (31-86) with 4 2B, 1 3B, 13 HR, 28 RBI, 22 BB, .495 OBP, .884 SLG and 1.379 OPS
- Ranked 8th among NL outfielders in defensive runs saved (10), according to FanGraphs
- Had 5 multi-HR games, including a 3-homer game (career high) on 5/6 vs MIA; at 22 years, 202 days, became the 10th-youngest player in MLB history to hit 3 HR in a game
- On 7/4 vs SF, became just the seventh player in MLB history to hit 25 HR through the season's true halfway point (81 games) at age 22 or younger
- Did not register a single at-bat on 9/3 vs ATL: walked 4 times, scored 4 runs and had an RBI; became the first player since 1920 to do so
- With a 2-run HR on 9/5 vs ATL, became the fourth active player (at the time) to reach 500 hits before his 23rd birthday, joining Alex Rodriguez (567 hits prior to age 23), Starlin Castro (529) and Mike Trout (527)
- Hit his 40th HR of the season on 9/16 at PHI

- His 42 HR were the 2nd-most by any LHH age 22 or younger, joining Eddie Mathews (47, 1953) and Mel Ott (42, 1929)
- At 22 years, 335 days, became the 6th-youngest player in MLB history to hit 40 HR in a season; the only players to reach 40 home runs at a younger age were Ott (1929; 20 years, 203 days), Mathews (1953; 21 years, 316 days), Johnny Bench (1970; 22 years, 249 days), Joe DiMaggio (1937; 22 years, 285 days) and Juan Gonzalez (1992; 22 years, 331 days)

2014

- Was limited to 100 games after injuring his left thumb while sliding into 3rd base on 4/25 vs SD
- Had surgery to repair UCL in left thumb on 4/29
- Was on the IL from 4/26-6/29; included rehab assignments to Potomac (A) and Harrisburg (AA)
- Returned to action on 6/30 after missing 57 games
- 10 of his 13 HR came in his final 47 games
- Over his final 27 games, slashed .319/.379/.532, going 30-for-94 with 6 HR
- Hit a walk-off HR in the 13th inning on 8/7 vs NYM (Carlos Torres)
- Slugged 3 HR and slashed .294/.368/.882 in 19 plate appearances over 4 games during the NLDS against SF

2013

- At the age of 20, became the youngest player to ever start in an All-Star Game for the NL
- Was the runner-up in the Home Run Derby, losing to OAK's Yoenis Cespedes
- Homered twice on Opening Day, 4/1 vs MIA
- Collected a then career-best 10 total bases on 4/20 at NYM (3-3, 2B, 2 HR, 3 RBI, 3 R and BB)
- Was on the IL from 5/27-6/30; included rehab assignments to Potomac and Harrisburg
- Missed 31 games with left knee bursitis that later required debridement procedure on 10/23
- In his return from the IL, homered in his first at-bat on 7/1 vs MIL

2012

- Named NL Rookie of the Year by the BBWAA
- Led all NL rookies in runs (98), OPS (.817) and XBH (57)
- Began the season with Syracuse (AAA); appeared in 21 games before being promoted on 4/25
- Made his ML debut on 4/28 at LAD; went 1-for-3 and doubled for his first ML hit (Chad Billingsley)
- Hit his first ML HR, 5/14 vs SD (Tim Stauffer)
- Named NL Rookie of the Month for May after posting an .860 OPS in 28 games
- Again named NL Rookie of the Month in September/October after slashing .330/.400/.643 with 18 XBH (8 2B, 3 3B, 7 HR) in 31 games

YOUNGEST* MVPs, MLB HISTORY

1. Vida Blue (1971) 22 years, 64 days
2. Johnny Bench (1970) 22 years, 298 days
3. Stan Musial (1943) 22 years, 316 days
4. **BRYCE HARPER (2015) 22 years, 353 days**

* Age on final day of respective season

- Appeared defensively at all 3 outfield positions
- Played in all 5 NLDS games against STL and hit his first career postseason home run in Game 5 (Adam Wainwright)

2011

- Began his professional career with Hagerstown (A)
- Named a South Atlantic League midseason All-Star
- Promoted to Harrisburg on 7/4
- Selected to the U.S. Team for the All-Star Futures Game at Chase Field
- Was on the IL from 8/19-end of season with a right hamstring strain
- Following the season, was named the top prospect in the Eastern League by *Baseball America*
- Played for Scottsdale in the Arizona Fall League and hit .322 with 6 HR and 26 RBI in 24 games

2010

- Participated in Florida Instructional League
- Following the season, played for Scottsdale in the AFL, where he hit .343 in 9 games and helped lead the team to the AFL championship

PERSONAL

Bryce Aron Max Harper... Married Kayla Varner (12/16/16); has one son, Krew Aron, and one daughter, Brooklyn Elizabeth... In 2013, established "Harper's Heroes," a foundation that assists families affected by childhood cancer... Was featured on the cover of Sony's *MLB The Show 19* video game... Earned his GED after just two years at Las Vegas High School (NV)... Attended College of Southern Nevada... Was featured on the cover of *Sports Illustrated* in June 2009... His brother Bryan was a left-handed pitcher who pitched in the minor leagues from 2011-18... At the age of 17, hit .443 (101-228), 23 2B, 4 3B, 31 HR, 98 RBI, 39 BB and 20 SB in 66 games for the College of Southern Nevada in the Scenic West Athletic Conference... As the youngest player in the SWAC, posted a .526 OBP and .987 SLG... Led the conference in a number of offensive categories... Was named 2010 SWAC Player of the Year and also earned First-Team SWAC All-Conference status... His 31 HR in 2010 set a College of Southern Nevada single-season mark... In 2009, batted .626 with 14 HR, 55 RBI and 36 SB in 39 games for Las Vegas High School and became the first high school sophomore ever named a Pre-Season First-Team All-American by *Baseball America*... In 2008, hit .590 with 11 HR and 67 RBI in 38 games as a freshman... Was a member of USA Baseball's 2009 18U Team that went 8-0 to claim the COPABE Pan Am AAA Championships in Barquisimeto, VZ... Also played in the 2009 AFLAC All-American Game (2009 Jackie Robinson Award presented by AFLAC), the Area Code Games (2008 All-Area Code Team) and International High School Power Showcase Home Run Derby (2009 Ryan Howard Award)... Ranked 1st nationally in the final 2010 Perfect Game class rankings... Played in 2009 Perfect Game All-American Classic and 2008 PG Junior National Showcase... **Signed by:** Mitch Sokol



BRYCE HARPER'S CAREER STATISTICS

YEAR	CLUB	AVG	G	AB	R	H	2B	3B	HR	RBI	SH	SF	HP	BB	SO	SB	CS	OBP	SLG	OPS	E
2011	Hagerstown	.318	72	258	49	82	17	1	14	46	0	0	3	44	61	19	5	.423	.554	.977	5
	Harrisburg	.256	37	129	14	33	7	1	3	12	1	2	0	15	26	7	2	.329	.395	.724	3
2012	Syracuse	.243	21	74	8	18	4	1	1	3	1	0	0	9	14	1	1	.325	.365	.690	4
	WASHINGTON	.270	139	533	98	144	26	9	22	59	3	3	2	56	120	18	6	.340	.477	.817	7
2013	WASHINGTON	.274	118	424	71	116	24	3	20	58	3	4	5	61	94	11	4	.368	.486	.854	6
	Potomac+	.500	2	4	2	2	1	0	1	1	0	0	0	1	1	0	0	.600	1.500	2.100	0
	Harrisburg+	.286	2	7	3	2	0	1	0	2	0	0	0	2	3	0	0	.444	.571	1.016	0
2014	WASHINGTON	.273	100	352	41	96	10	2	13	32	3	1	1	38	104	2	2	.344	.423	.768	4
	Potomac+	.750	2	4	3	3	0	0	1	4	0	0	0	2	0	0	0	.833	1.500	2.333	0
	Harrisburg+	.600	3	10	4	6	1	0	3	7	0	0	0	3	1	2	2	.692	1.600	2.292	0
2015	WASHINGTON	.330	153	521	*118	172	38	1	#42	99	0	4	5	124	131	6	4	*.460	*.649	*1.109	7
2016	WASHINGTON	.243	147	506	84	123	24	2	24	86	0	10	3	108	117	21	10	.373	.441	.814	2
2017	WASHINGTON	.319	111	420	95	134	27	1	29	87	0	3	1	68	99	4	2	.413	.595	1.008	2
2018	WASHINGTON	.249	159	550	103	137	34	0	34	100	0	9	6	*130	169	13	3	.393	.496	.889	3
2019	PHILLIES	.260	157	573	98	149	36	1	35	114	0	4	6	99	178	15	3	.372	.510	.882	5
2020	PHILLIES	.268	58	190	41	51	9	2	13	33	1	2	2	*49	43	8	2	.420	.542	.962	1
2021	PHILLIES	.309	141	488	101	151	*42	1	35	84	2	4	5	100	134	13	3	.429	*.615	*1.044	1
2022	PHILLIES	.286	99	370	63	106	28	1	18	65	0	7	3	46	87	11	4	.364	.514	.877	0
	Lehigh Valley+	.625	2	8	3	5	2	0	2	6	0	0	0	2	1	0	1	.700	1.625	2.325	0
2023	PHILLIES	.293	126	457	84	134	29	1	21	72	0	4	5	80	119	11	3	.401	.499	.900	1
	Minors Totals	.306	141	494	86	151	32	4	25	81	2	2	3	78	107	29	11	.402	.539	.941	12
ML	Totals	.281	1508	5384	997	1513	327	24	306	889	12	55	44	959	1395	133	46	.391	.521	.912	39

* League leader
Tied for league lead
+ Rehab assignment

2024 PHILLIES

HARPER'S WILD CARD SERIES STATISTICS

YEAR	CLUB, OPP	AVG	G	AB	R	H	2B	3B	HR	RBI	SH	SF	HP	BB	SO	SB	CS	OBP	SLG	OPS	E
2022	PHI, STL	.286	2	7	2	2	0	0	1	1	0	0	0	1	2	0	0	.375	.714	1.089	0
2023	PHI, MIA	.167	2	6	2	1	0	0	0	0	0	0	0	2	3	0	0	.375	.167	.542	0
WC	Totals	.231	4	13	4	3	0	0	1	1	0	0	0	3	5	0	0	.375	.462	.837	0

HARPER'S DIVISION SERIES STATISTICS

YEAR	CLUB, OPP	AVG	G	AB	R	H	2B	3B	HR	RBI	SH	SF	HP	BB	SO	SB	CS	OBP	SLG	OPS	E
2012	WSH, STL	.130	5	23	2	3	1	1	1	2	0	0	0	0	8	0	0	.130	.391	.522	0
2014	WSH, SF	.294	4	17	4	5	1	0	3	4	0	0	0	2	3	0	0	.368	.882	1.251	0
2016	WSH, LAD	.235	5	17	4	4	1	0	0	1	0	0	1	6	6	3	0	.458	.294	.752	0
2017	WSH, CHI	.211	5	19	2	4	1	0	1	3	0	1	0	3	6	1	0	.304	.421	.725	0
2022	PHI, ATL	.500	4	16	4	8	3	0	2	5	1	0	0	1	4	0	0	.529	1.063	1.592	0
2023	PHI, ATL	.462	4	13	5	6	0	0	3	5	0	0	0	5	2	1	0	.611	1.154	1.765	0
DS	Totals	.286	27	105	21	30	7	1	10	20	1	1	1	17	29	5	0	.387	.657	1.044	0

HARPER'S LEAGUE CHAMPIONSHIP SERIES STATISTICS

YEAR	CLUB, OPP	AVG	G	AB	R	H	2B	3B	HR	RBI	SH	SF	HP	BB	SO	SB	CS	OBP	SLG	OPS	E
2022	PHI, SD	.400	5	20	4	8	3	0	2	5	0	0	0	0	1	0	0	.400	.850	1.250	0
2023	PHI, ARI	.217	7	23	7	5	0	0	2	3	0	0	0	6	6	2	1	.379	.478	.858	0
LCS	Totals	.302	12	43	11	13	3	0	4	8	0	0	0	6	7	2	1	.388	.651	1.039	0

HIGHEST SLG ALL-TIME AT CBP (2004-23; min. 1,000 PA)

- BRYCE HARPER** .580
- Jayson Werth .535
- Ryan Howard .532
- Rhys Hoskins .530
- Pat Burrell .519

HIGHEST OPS IN POSTSEASON HISTORY (min. 200 PA)

- Carlos Beltran 1.021
- BRYCE HARPER** .996
- Albert Pujols .995
- Nelson Cruz .979
- Lance Berkman .949

HIGHEST SLG IN POSTSEASON HISTORY (min. 200 PA)

- Nelson Cruz .631
- BRYCE HARPER** .613
- Carlos Beltran .609
- Albert Pujols .572
- Kyle Schwarber** .557

HARPER'S WORLD SERIES STATISTICS

YEAR	CLUB, OPP	AVG	G	AB	R	H	2B	3B	HR	RBI	SH	SF	HP	BB	SO	SB	CS	OBP	SLG	OPS	E
2022	PHI, HOU	.200	6	20	2	4	1	0	1	2	0	0	1	4	7	1	0	.360	.400	.760	0

HARPER'S ALL-STAR GAME STATISTICS

YEAR	CLUB, SITE	AVG	G	AB	R	H	2B	3B	HR	RBI	SH	SF	HP	BB	SO	SB	CS	OBP	SLG	OPS	E
2012	NL, KC	.000	1	1	0	0	0	0	0	0	0	0	0	1	1	0	0	.500	.000	.500	0
2013	NL, NYM	.000	1	2	0	0	0	0	0	0	0	0	0	0	0	0	0	.000	.000	.000	0
2015	NL, CIN	.000	1	3	0	0	0	0	0	0	0	0	0	0	2	0	0	.000	.000	.000	0
2016	NL, SD	.500	1	2	0	1	1	0	0	0	0	0	0	0	0	0	0	.500	1.000	1.500	0
2017	NL, MIA	1.000	1	1	0	1	0	0	0	0	0	0	0	1	0	0	0	1.000	1.000	2.000	0
2018	NL, WSH	.000	1	2	0	0	0	0	0	0	0	0	0	0	2	0	0	.000	.000	.000	0
2022	NL, LAD	Injured – Did not play																			
ASG	Totals	.182	6	11	0	2	1	0	0	0	0	0	0	2	5	0	0	.308	.273	.580	0

HARPER'S CAREER TRANSACTIONS

- Selected by Washington Nationals in 1st round (1st overall) of 2010 MLB Draft
- On injured list with left knee bursitis, May 27-June 30, 2013; included rehab assignments to Potomac, June 25-26, and Harrisburg, June 27-30
- On injured list with a left thumb sprain, April 26-June 29, 2014; included rehab assignments to Potomac, June 23-25, and Harrisburg, June 26-29
- On injured list with a hyperextended left knee, August 13-September 25, 2017
- Signed by Philadelphia as a free agent, March 2, 2019
- On injured list with a left forearm contusion, May 23-June 4, 2021
- On injured list with a fractured left thumb, June 26-August 25, 2022; included rehab assignment to Lehigh Valley, August 23-25
- On injured list recovering from right elbow UCL reconstruction/repair with ulnar nerve transposition, March 27-May 1, 2023

HARPER'S CAREER FIELDING

POSITION	PCT	G	PO	A	E	TC	DP
Outfield	.984	1258	2269	78	38	2385	11
First base	.996	38	258	20	1	279	20

HARPER'S GAME HIGHS

HITS: 5 – 2 times, last: 7/6/21 at CHI... **RUNS:** 4 – 5 times, last: 9/23/20 at WSH... **DOUBLES:** 3 – 2 times, last: 8/1/21 at PIT... **TRIPLES:** 1 – 24 times, last: 8/25/23 vs STL... **HOME RUNS:** 3 – 5/6/15 vs MIA... **RBI:** 5 – 5 times, last: 7/16/19 vs LAD... **WALKS:** 6 – 5/8/16 at CHI... **STOLEN BASES:** 3 – 7/23/21 vs ATL... **HITTING STREAK:** 19 games – 7/1-27/17

HARPER'S NOTABLE HOMERS

GRAND SLAMS: 6 – 4/14/16 vs ATL (Julio Teheran); 4/19/16 at MIA (Chris Narveson); 4/19/17 at ATL (Julio Teheran); 5/7/19 at STL (Dakota Hudson); 8/15/19 vs CHI (Derek Holland); 6/5/22 vs LAA (Raisel Iglesias)... **INSIDE-THE-PARK HR:** 2 – 7/27/21 vs WSH (Erick Fedde); 8/21/23 vs SF (Sean Hjelle)... **LEADOFF HR:** 2 – 5/2/18 vs PIT (Iván Nova); 5/4/18 vs PHI (Nick Pivetta)... **PINCH HR:** 2 – 4/24/16 vs MIN (Kevin Jepsen); 9/24/19 at WSH (Hunter Strickland)... **WALK-OFF HR:** 6 – 7/25/13 vs PIT (Bryan Morris); 8/7/14 vs NYM (Carlos Torres); 5/9/15 vs ATL (Cody Martin); 4/16/17 vs PHI (Joaquin Benoit); 5/13/17 vs PHI (Edubray Ramos); 8/15/19 vs CHI (Derek Holland)



JEFF HOFFMAN

Right-Handed Pitcher

23

B-T: R-R
HT: 6-5; **WT:** 230
OPENING DAY AGE: 31
BORN: January 8, 1993, Troy, NY
RESIDES: Lake Mary, FL
ML SERVICE: 5 years, 84 days
HOW OBTAINED: Signed by Phillies as a minor league free agent, 3/31/23

2024 PHILLIES

2023

- Began season in the MIN organization and was a non-roster invitee to their ML spring training
- Released by MIN on 3/28 and was signed by the Phillies as a minor league free agent on 3/31 and assigned to Lehigh Valley (AAA)
- Made 9 appearances for the IronPigs before being selected to the active ML roster on 5/4
- Among NL relievers, ranked 3rd in opponent AVG (.158), opponent OPS (.501) & WHIP (0.92), 4th in FIP (2.57), 7th in SO rate (33.2%) and 9th in ERA (2.41)
- Made a career-high 54 appearances
- Per Statcast, ranked in the 99th percentile in xERA (2.52), 97th in SO rate (33.2%) & xBA (.188) and 95th in whiff rate (34.6) & chase rate (34.0)
- 43 of his 54 appearances for the Phillies were scoreless (80%)
- According to Statcast, threw 416 sliders and limited opponents to a .074 AVG and .123 SLG against it with a 44.6% whiff rate
- Posted a 1.35 ERA (3 ER, 20.0 IP) with a 0.65 WHIP (8 H, 5 BB) and 26 SO over his final 23 appearances of the year (beginning on 8/11)
- Held opponents to a .131 AVG (8-61) with RISP which included a .069 mark (2-29) from 8/2 through the end of the season
- Had a team-leading 35 inherited runners (T-10th most in the NL) and stranded 24 of them
- Credited with the win when the Phillies clinched a postseason berth on 9/26 vs PIT; worked a scoreless 10th inning with 1 BB and 1 SO
- Made his postseason debut in NLWCS Game 1 vs MIA (0.1 IP)
- Earned his first postseason win in the Phillies NLDS Game 1 victory on 10/7 at ATL
- Posted a 2.57 ERA (2 ER, 7.0 IP) in 8 postseason appearances, 7 of which were scoreless

2022

- Made CIN's Opening Day roster in his second year in the organization
- Posted a 0.86 ERA (2 ER, 21.0 IP) with 8 BB and 24 SO over a 15-game span from 4/12-5/26
- Made 1 start on 7/7 vs PIT (gm 2) (ND, 1.2 IP)
- Was placed on the IL with right forearm tightness on 7/24 and missed the remainder of the season
- Led CIN relievers in IP (43.0) at the time of his IL placement
- Was transferred to the 60-day IL on 9/1

2021

- Began the year in CIN's starting rotation and earned the win in his season debut, 4/4 vs STL (5.0 IP, 1 ER)
- Was on the 10-day IL with right shoulder soreness from 5/27-7/20
- Made 4 rehab appearances with Louisville (AAA) and 1 with Dayton (A) before returning to CIN and working in relief
- Had an 18.5% strikeout rate in 11 starts (39 SO/211 BF) compared to a 32.3% strikeout rate in 20 relief appearances (40 SO/124 BF)

2020

- Appeared exclusively in relief for COL (16 games)
- Earned the win and was 1 of 4 Rockies pitchers to achieve the fifth one-hitter in club history on 8/8 at SEA
- Picked up his first career save on 8/26 at ARI (0.1 IP)

2019

- Shuttled between COL and Albuquerque (AAA) all season
- Made 15 starts for COL over his 5 stints with the club
- Appeared as a pinch-runner and scored the game-winning run in the walk-off victory on 5/26 vs BAL
- Appeared in 17 games (16 starts) for Albuquerque and led the staff with 98 SO
- Also set an Albuquerque franchise record in career strikeouts (371) and tied the record for starts (69)

2018

- Began the season on the 10-day IL with right shoulder inflammation, which included a rehab assignment to Lancaster (A)
- After being reinstated on 4/28, was sent to Albuquerque, where he made 21 starts
- Recalled by COL on 6/8 and appeared in 6 games (1 start)

2017

- Began the season with Albuquerque
- Appeared in 23 games (16 starts) for COL over 5 stints with the club
- Earned his first ML win on 5/11 vs LAD
- Outing on 5/11 began a career-best 4-game winning streak in which he posted a 2.10 ERA (6 ER, 25.2 IP) with 3 BB and 32 SO
- Worked a career-high 7.0 innings on 5 occasions; was 3-0, 2.57 ERA (10 ER, 35.0 IP) when doing so

2016

- Made his ML debut with COL in a start, 8/20 vs CHI; recorded his first ML strikeout in the 2nd inning (Jorge Soler)
- Overall, appeared in 8 games (6 starts) for COL
- Spent the majority of the season with Albuquerque, where his 124 SO and 9.40 SO/9.0 IP (118.2 IP) ranked 2nd in the Pacific Coast League at the time of his promotion to COL
- Participated in the SiriusXM All-Star Futures Game at Petco Park, tossing 1.0 scoreless inning for the U.S. Team

2015

- Made his professional debut with Dunedin (A) in TOR's organization and also pitched for New Hampshire (AA)
- Traded to COL as part of a 6-player deal on 7/27 and was assigned to New Britain (AA)

2014

- Spent the year recovering from Tommy John surgery to repair the torn ulnar collateral ligament in his right elbow; procedure was performed prior to the 2014 MLB Draft

PERSONAL

Jeffrey Robert Hoffman... Married with four children... Graduate of Shaker High School (NY), where he lettered in baseball and basketball... Had his number retired by the school in 2017... Attended East Carolina University (NC), where he majored in sports management and was named to the ECU Director of Athletics Honor Roll in 2012 and to the All-Conference USA second team in 2013... **Hobbies:** Golf and playing video games... **Signed by:** Chris Kline

JEFF HOFFMAN'S CAREER STATISTICS

YEAR	CLUB	W-L	ERA	G	GS	CG	SHO	SV	IP	H	R	ER	HR	HB	BB	SO	WP	BK	AVG
2015	Dunedin	3-3	3.21	11	11	0	0	0	56.0	59	20	20	4	3	15	38	6	0	.284
	New Hampshire	0-0	1.54	2	2	0	0	0	11.2	9	2	2	0	0	2	8	0	0	.214
	New Britain	2-2	3.22	7	7	0	0	0	36.1	27	14	13	3	2	10	29	1	0	.209
2016	Albuquerque	6-9	4.02	22	22	0	0	0	118.2	117	60	53	11	7	44	124	5	0	.261
	COLORADO	0-4	4.88	8	6	0	0	0	31.1	37	29	17	7	0	17	22	4	0	.287
2017	Albuquerque	3-3	4.71	10	10	0	0	0	49.2	44	31	26	3	5	19	47	8	0	.233
	COLORADO	6-5	5.89	23	16	0	0	0	99.1	106	66	65	15	4	40	82	2	0	.273
2018	Lancaster+	0-0	6.00	1	1	0	0	0	3.0	5	2	2	0	1	0	2	0	0	.385
	Albuquerque	6-8	4.94	21	21	0	0	0	105.2	105	60	58	9	3	47	102	3	1	.267
	COLORADO	0-0	9.35	6	1	0	0	0	8.2	15	9	9	0	0	7	5	1	0	.405
2019	Albuquerque	6-8	7.70	17	16	0	0	0	85.1	105	73	73	19	9	30	98	5	2	.299
	COLORADO	2-6	6.56	15	15	0	0	0	70.0	77	51	51	21	4	34	68	2	0	.283
2020	COLORADO	2-1	9.28	16	0	0	0	1	21.1	32	23	22	3	2	9	20	4	0	.352
2021	CINCINNATI	3-5	4.56	31	11	0	0	0	73.0	70	41	37	12	5	45	79	9	0	.248
	Louisville+	0-0	1.76	4	4	0	0	0	15.1	11	4	3	2	0	4	20	1	0	.196
	Dayton+	0-1	12.00	1	1	0	0	0	3.0	5	4	4	3	0	1	5	0	0	.357
2022	CINCINNATI	2-0	3.83	35	1	0	0	0	44.2	40	22	19	5	3	23	45	3	0	.235
2023	Lehigh Valley	0-2	7.00	9	0	0	0	0	9.0	5	8	7	1	0	7	16	0	0	.161
	PHILLIES	5-2	2.41	54	0	0	0	1	52.1	29	16	14	3	2	19	69	4	0	.158
Minors Totals		26-36	4.76	105	95	0	0	0	493.2	492	278	261	55	30	179	489	29	3	.262
ML	Totals	20-23	5.26	188	50	0	0	2	400.2	406	257	234	66	20	194	390	29	0	.262

+ Rehab assignment

HOFFMAN'S WILD CARD SERIES STATISTICS

YEAR	CLUB, OPP	W-L	ERA	G	GS	CG	SHO	SV	IP	H	R	ER	HR	HB	BB	SO	WP	BK	AVG
2023	PHI, MIA	0-0	0.00	1	0	0	0	0	0.1	0	0	0	0	0	0	0	0	0	.000

HOFFMAN'S DIVISION SERIES STATISTICS

YEAR	CLUB, OPP	W-L	ERA	G	GS	CG	SHO	SV	IP	H	R	ER	HR	HB	BB	SO	WP	BK	AVG
2023	PHI, ATL	1-1	27.00	2	0	0	0	0	0.2	1	2	2	1	1	1	1	0	0	.333

HOFFMAN'S LEAGUE CHAMPIONSHIP SERIES STATISTICS

YEAR	CLUB, OPP	W-L	ERA	G	GS	CG	SHO	SV	IP	H	R	ER	HR	HB	BB	SO	WP	BK	AVG
2023	PHI, ARI	0-0	0.00	5	0	0	0	0	6.0	4	0	0	0	0	8	0	0	0	.190

HOFFMAN'S CAREER TRANSACTIONS

- Selected by Toronto Blue Jays in 1st round (9th overall) of 2014 MLB Draft
- Traded to Colorado Rockies with Jose Reyes (inf), Miguel Castro (rhp) and Jesus Tinoco (rhp) for Troy Tulowitzki (inf) and LaTroy Hawkins (rhp), July 27, 2015
- On injured list with right shoulder inflammation, March 26-April 27, 2018; included rehab assignment to Lancaster, April 10-13, and Albuquerque, April 14-27
- Traded to Cincinnati Reds with Case Williams (rhp) for Robert Stephenson (rhp) and Jameson Hannah (of), November 25, 2020
- On injured list with right shoulder soreness, May 27-July 20, 2021; included rehab assignments to Louisville, June 22-July 15, and Dayton, July 16-20
- On COVID-related injured list, June 24-28, 2022
- On injured list with right forearm tightness, July 24, 2022 through the remainder of the season
- Signed by Minnesota Twins as a minor league free agent, February 27, 2023
- Signed by Philadelphia as a minor league free agent, March 31, 2023

HOFFMAN'S CAREER FIELDING

POSITION	PCT	G	PO	A	E	TC	DP
Pitcher	.903	188	29	36	7	72	5

HOFFMAN'S GAME HIGHS

LOW-HIT CG: N/A... **SHUTOUTS:** N/A... **STRIKEOUTS:** 9 – 6/4/17 at SD... **WALKS:** 6 – 9/13/19 vs SD... **LONGEST OUTING:** 7.0 inn. – 5 times, last: 8/6/17 vs PHI... **WINNING STREAK:** 4 games – 7/25-8/9/17... **LOSING STREAK:** 5 games – 6/4-9/7/19... **SCORELESS STREAK:** 11.2 inn. – 9/29/19-8/14/20





ORION KERKERING

Right-Handed Pitcher

50

B-T: R-R

HT: 6-2; **WT:** 210

OPENING DAY AGE: 22

BORN: April 4, 2001, Huntington Beach, CA

RESIDES: Nokomis, FL

ML SERVICE: 10 days

HOW OBTAINED: Selected by Phillies in 5th round of 2022 MLB Draft

2023

- Was the recipient of the Paul Owens Award, presented annually to the Phillies' top minor league pitcher
- Appeared in 5 levels of the Phillies organization, including making his ML debut on 9/24 vs NYM
- Began the year with Clearwater (A) and was promoted to Jersey Shore (A) on 5/9, Reading (AA) on 7/6 and Lehigh Valley (AAA) on 9/18
- In the minor leagues, combined to go 4-1, 14 SV, 15 SO, 1.51 ERA (9 ER, 53.2 IP), 12 BB, 79 SO, 38.0% SO rate, 5.8% BB rate in 49 games (208 BF)
- Was T-1st in saves (4) in the Florida State League during his time with Clearwater
- Was T-1st in saves (7) in the Eastern League during his time with Reading
- Among minor league pitchers with 50.0 IP, allowed the fewest number of runs (9), ranked 4th in ERA and 5th in WHIP (0.89)
- Named a *Baseball America* Minor League All-Star and MiLB Organization All-Star and named to the MiLB Awards All-MiLB Prospect First Team
- Had his contract selected from Lehigh Valley on 9/22 and fanned Brett Baty for his first ML SO in his debut on 9/24 vs NYM
- Recorded his first ML win vs PIT on 9/27 after working a scoreless 7th inning

- Became the first Phillies player since Aaron Nola in 2015 to make his ML debut in the very next season after being drafted
- Appeared in all 3 rounds of the postseason for the Phillies (NLWCS, NLDs, NLCS)
- Went 0-0 with 2 holds, 1 BS, 3.38 ERA (2 ER, 5.1 IP), 7 hits, 3 BB and 5 SO in 7 postseason games
- Became the 2nd-youngest Phillies player to pitch in a playoff game (NLWCS Game 2, 10/4 vs MIA) at 22 years and 183 days (youngest: Marty Bystrom, 22 years and 78 days in 1980)
- Started his postseason career with 4 scoreless appearances (4.0 IP) and did not allow a run in 5 of his 7 playoff outings

2022

- Began professional career with Florida Complex League Phillies (R), making pro debut on 8/20 at FCL Tigers
- Promoted to Clearwater on 8/24
- Participated in Florida Instructional League

PERSONAL

Richard Orion Kerkering (pronounced oh-RYE-un KURR-kurring)... Attended University of South Florida... 2019 graduate of Venice High School (FL)... **Signed by:** Bryce Harman

ORION KERKERING'S CAREER STATISTICS

YEAR	CLUB	W-L	ERA	G	GS	CG	SHO	SV	IP	H	R	ER	HR	HB	BB	SO	WP	BK	AVG
2022	FCL Phillies	0-0	0.00	1	0	0	0	0	1.0	0	0	0	0	0	1	1	0	0	.000
	Clearwater	1-0	4.50	5	0	0	0	0	6.0	7	3	3	0	0	0	6	1	0	.292
2023	Clearwater	1-0	0.00	9	0	0	0	4	10.1	2	0	0	0	1	1	18	0	0	.061
	Jersey Shore	2-0	1.77	18	0	0	0	3	20.1	13	4	4	2	1	6	27	1	0	.178
	Reading	0-1	2.05	21	0	0	0	7	22.0	19	5	5	2	0	5	33	1	0	.229
	Lehigh Valley	1-0	0.00	1	0	0	0	0	1.0	2	0	0	0	0	0	1	1	0	.400
	PHILLIES	1-0	3.00	3	0	0	0	0	3.0	3	1	1	0	0	2	6	0	0	.250
	Minors Totals	5-1	1.78	55	0	0	0	14	60.2	43	12	12	4	2	13	86	4	0	.195
ML	Totals	1-0	3.00	3	0	0	0	0	3.0	3	1	1	0	0	2	6	0	0	.250

KERKERING'S WILD CARD SERIES STATISTICS

YEAR	CLUB, OPP	W-L	ERA	G	GS	CG	SHO	SV	IP	H	R	ER	HR	HB	BB	SO	WP	BK	AVG
2023	PHI, MIA	0-0	0.00	1	0	0	0	0	1.0	0	0	0	0	0	0	1	0	0	.000

KERKERING'S DIVISION SERIES STATISTICS

YEAR	CLUB, OPP	W-L	ERA	G	GS	CG	SHO	SV	IP	H	R	ER	HR	HB	BB	SO	WP	BK	AVG
2023	PHI, ATL	0-0	0.00	2	0	0	0	0	2.0	1	0	0	0	0	1	0	0	0	.143

KERKERING'S LEAGUE CHAMPIONSHIP SERIES STATISTICS

YEAR	CLUB, OPP	W-L	ERA	G	GS	CG	SHO	SV	IP	H	R	ER	HR	HB	BB	SO	WP	BK	AVG
2023	PHI, ARI	0-0	7.71	4	0	0	0	0	2.1	6	2	2	0	0	2	4	0	0	.462

KERKERING'S CAREER TRANSACTIONS


- Selected by Philadelphia in 5th round of 2022 MLB Draft

KERKERING'S CAREER FIELDING

POSITION	PCT	G	PO	A	E	TC	DP
Pitcher	---	3	0	0	0	0	0

KERKERING'S GAME HIGHS

LOW-HIT CG: N/A... **SHUTOUTS:** N/A... **STRIKEOUTS:** 2 – 3 times, last: 9/30/23 at NYM... **WALKS:** 1 – 2 times, last: 9/30/23 at NYM... **LONGEST OUTING:** 1.0 inn. – 3 times, last: 9/30/23 at NYM... **WINNING STREAK:** N/A... **LOSING STREAK:** N/A... **SCORELESS STREAK:** 2.0 inn. – 9/24-27/23





SCOTT KINGERY

Infielder/Outfielder

B-T: R-R
HT: 5-10; **WT:** 180
OPENING DAY AGE: 29
BORN: April 29, 1994, Phoenix, AZ
RESIDES: Tampa, FL
ML SERVICE: 3 years, 51 days
HOW OBTAINED: Selected by Phillies in 2nd round of 2015 MLB Draft

Non-Roster Invitee

4

 @scottkingery
 @ScottyJetp4x

2023

- Was a non-roster invitee to ML spring training
- Set a Lehigh Valley (AAA) single-season franchise record with 23 consecutive stolen bases and was successful in 24 of his 25 (96.0%) stolen base attempts
- His 68 runs scored were 2nd-most on the IronPigs, and he ranked 3rd in hits (99) and stolen bases
- Defensively, played 64 games at SS, 37 at 2nd base and 18 in CF

2022

- Was a non-roster invitee to ML spring training
- Had his contract selected from Lehigh Valley on 6/7
- Was a defensive replacement at 2nd base in the 9th inning on 6/8 at MIL
- Was outrighted to Lehigh Valley on 6/10
- For Lehigh Valley, appeared defensively at 2nd base (48 G) and SS (39 G)

2021

- Began the season at the club's alternate training site
- Had 2 stints with the Phillies: 4/21-5/2 and 5/5-6/6
- Was on the 7-day concussion IL, 5/17-6/6
- Played 2nd base, 3rd base, LF, CF and RF for the Phillies
- Was outrighted to Lehigh Valley, 6/7
- Collected a walk-off triple against Rochester on 5/4 (11th inning)

- Was placed on Lehigh Valley's IL with right shoulder inflammation, 7/1
- Had season-ending surgery in July to repair a torn labrum in his right shoulder

2020

- Made his third career Opening Day roster
- Slugged his first career walk-off HR in the 11th inning on 8/28 vs ATL (Mark Melancon)
- On 8/28, became the first Phillies player to hit a walk-off HR on an 0-2 count since Chase Utley on 6/26/14 vs MIA
- Was on the 10-day IL with back spasms, 8/31-9/13
- Posted a .481 SLG over his final 18 games (59 PA, 5 2B, 3 HR) after posting a .115 SLG in his first 18 games (65 PA, 0 XBH)
- Made starts at 2nd base (25) and in CF (9)

2019

- Made his second career Opening Day roster
- Was the only hitter in MLB with at least 57 XBH in 500 plate appearances or fewer
- Collected a career-high 5 RBI on 4/16 vs NYM
- Was on the IL with a right hamstring strain from 4/20-5/18; included rehab assignments to Lakewood (A), 5/13-15, and Reading (AA), 5/16-18
- Made his first career start in CF, 5/19 vs COL

- On 6/10 vs ARI, recorded his first career multi-HR game and had a career-high 3 XBH
- His 17 XBH in June ranked T-5th in MLB; became the first Phillies player with 17 XBH in a calendar month since May 2013 (Demonic Brown, 17)
- Started 4 straight games, 7/13-16, at different positions (LF on 7/13, 2nd base on 7/14, CF on 7/15 and SS on 7/16); was the first Phillies player to start 4 straight games at different positions since Cookie Rojas, 7/22-25/64 (2nd base-LF-SS-CF)
- Hit his first career inside-the-park HR, 9/10 vs ATL (Max Fried)
- Slugged 2 leadoff HR: 6/25 vs NYM (Walker Lockett) and 7/5 at NYM (Jacob deGrom)
- Became the first Phillie with multiple HR at 3 different fielding positions in a season since Mariano Duncan in 1994 (4 HR at 2nd base, 2 HR at 3rd base and 2 HR at SS)
- Made 115 starts: 57 in CF, 37 at 3rd base, 12 at SS, 6 at 2nd base and 3 in LF
- Collected 57 XBH (34 2B, 4 3B, 19 HR) in 126 games and 500 PA after collecting 33 XBH in 147 games and 484 PA in 2018

2018

- Among all NL rookies, ranked T-3rd in SB (10), 4th in doubles (23), 5th in hits (102) & runs (55), T-5th in multi-hit games (23), 6th in XBH (33), 7th in TB (153) and T-8th in walks (24)
- The Phillies went 36-13 when he scored a run and 18-7 when he collected at least one RBI in a game
- Made his ML debut as a starter at 3rd base on 3/30 at ATL and singled off Mike Foltyniewicz for his first career hit
- Collected 2 doubles on 3/31 at ATL, his first ML extra-base hits
- Collected his first career walk and run on 4/5 vs MIA and his first ML start in the outfield that same day (RF)
- Became the first MLB player in the modern era (since 1900) to hit his first career home run, grand slam and walk-off RBI in 3 straight games (no order of achievements)
- Notched his first ML RBI, 4/7 vs MIA
- Hit his first career HR, 4/9 vs CIN (Cody Reed)
- Slugged his first ML grand slam on 4/10 in the 8th inning vs CIN (Tanner Rainey)
- Collected his first career walk-off RBI, 4/11 vs CIN (sac fly in 12th inning)
- On 4/11 vs CIN, registered his first career OF assist; became first Phillie with an OF assist & walk-off RBI in the same game since Shane Victorino (9/3/06 vs ATL, gm 1)
- Had the most hits (75) by a Phillies rookie prior to the All-Star break since 2001, when Jimmy Rollins had 98
- Made his first professional pitching appearance on 8/16 vs NYM (gm 1)
- Made 116 starts: 101 at SS, 8 at 3rd base, 3 in LF, 2 at 2nd base and 2 in RF

2017

- Won the Paul Owens Award as the best player in the Phillies minor league system
- Won the minor league Rawlings Gold Glove Award for 2nd base
- Among all minor league players, ranked 4th in total bases (288), T-4th in runs (103) and T-9th in XBH (63)
- Was the only player at the major or minor league level to have 25 HR and 25 SB
- Was a non-roster invitee to ML spring training
- Began the season with Reading

- Did not make an error through his first 35 games of the season, 4/7-5/19, or in his final 47 games (including playoffs), 7/17-9/4
- Was named Phillies Minor League Defender of the Month in April and again in August
- Named Eastern League Player of the Month and Phillies Minor League Hitter of the Month for May (.325, 7 2B, 3 3B, 3 HR, 10 RBI)
- Was promoted to Lehigh Valley on 6/26
- At the time of his promotion, led the EL in runs (62) & SLG (.608), T-1st in HR (18), ranked 2nd in SB (19) and 7th in AVG (.313)
- Played for Team USA in the All-Star Futures Game (0-1), 7/9 at Marlins Park
- Had a 16-game hitting streak, 7/14-30 (.314, 2 2B, 3B, HR, 7 RBI)
- Led the International League and set a Lehigh Valley record with a 23-game hitting streak, 8/2-25 (.320, 6 2B, 2 3B, 3 HR, 5 RBI)
- Became the first player in Lehigh Valley history to lead off the game with an inside-the-park HR, 8/19 at Charlotte
- Had the first 3 multi-HR games of his professional career
- Combined, batted .304 (165-543), 29 2B, 8 3B, 26 HR, 65 RBI, 41 BB, 29 SB, .359 OBP, .889 OPS in 13 games between both levels
- Following the season, was named by *Baseball America* as the No. 3 prospect in the Phillies minor league system, No. 31 prospect in baseball and top 2nd base prospect

2016

- Began the season with Clearwater (A)
- Led all Phillies minor leaguers in hits (149) and at-bats (531)
- Selected as a Florida State League midseason and postseason All-Star
- Named Phillies Minor League Defender of the Month for April
- Selected as Phillies Minor League Player of the Week twice: 5/23-29 and 7/11-17
- Had a 10-game hitting streak, 6/16-28
- Batted .383 (41-107) vs LHP with Clearwater
- Promoted to Reading on 7/25
- Finished T-1st in the FSL in doubles (29), despite not playing there after 7/23; also finished 5th in the FSL in AVG (.293), T-6th in SB (26) and 20th in OBP (.360)
- Played for Scottsdale in the Arizona Fall League; was named an AFL Rising Star
- Following the season, was named the No. 9 prospect in the Phillies minor league system by *Baseball America*

2015

- Began his pro career with Lakewood
- Batted .333 (39-117) with 6 doubles, 3 HR and 21 RBI with runners on base
- Made only 4 errors in 281 total chances (.986 fielding %)
- Participated in Florida Instructional League

PERSONAL

Scott M. Kingery... Married, wife's name is Taylor... 2012 graduate of Mountain Pointe High School (AZ)... Attended the University of Arizona... 2015 Pac-12 Player of the Year... Named a 2015 First-Team All-American by *Baseball America*... Played in the 2006 Little League World Series... In 2019, hosted the 3rd annual Puppapalooza in benefit of the PSPCA... **Hobbies:** Reading, watching movies and hiking... **Signed by:** Brad Holland

SCOTT KINGERY'S CAREER STATISTICS

YEAR	CLUB	AVG	G	AB	R	H	2B	3B	HR	RBI	SH	SF	HP	BB	SO	SB	CS	OBP	SLG	OPS	E
2015	Lakewood	.250	66	252	43	63	9	2	3	21	2	3	7	18	43	11	1	.314	.337	.651	4
2016	Clearwater	.293	94	375	60	110	#29	3	3	28	3	2	7	33	54	26	5	.360	.411	.771	10
	Reading	.250	37	156	16	39	7	0	2	18	1	3	1	5	36	4	2	.273	.333	.606	1
2017	Reading	.313	69	278	62	87	18	5	18	44	3	4	4	28	51	19	3	.379	.608	.987	3
	Lehigh Valley	.294	63	265	41	78	11	3	8	21	1	2	5	13	58	10	2	.337	.449	.786	3
2018	PHILLIES	.226	147	452	55	102	23	2	8	35	0	5	3	24	126	10	3	.267	.338	.605	13
	PHILLIES	.258	126	458	64	118	34	4	19	55	1	2	5	34	147	15	4	.315	.474	.788	9
2019	Lakewood+	.333	1	3	0	1	0	0	0	0	0	0	0	0	0	0	0	.333	.333	.667	1
	Reading+	.091	3	11	1	1	0	0	0	2	0	1	0	0	3	1	0	.083	.091	.174	0
2020	PHILLIES	.159	36	113	12	18	5	0	3	6	1	0	1	9	35	0	0	.228	.283	.511	5
2021	PHILLIES	.053	15	19	1	1	0	0	0	0	0	0	0	0	12	0	0	.053	.053	.105	1
	Lehigh Valley	.181	23	72	11	13	4	2	0	5	0	2	1	13	27	3	0	.307	.292	.598	2
2022	Lehigh Valley	.230	95	305	51	70	14	4	7	34	4	1	2	54	108	18	2	.348	.370	.718	8
	PHILLIES	---	1	0	0	0	0	0	0	0	0	0	0	0	0	0	0	---	---	---	0
2023	Lehigh Valley	.244	117	405	68	99	18	3	13	47	5	5	3	48	135	24	1	.325	.400	.725	5
Minors Totals		.264	568	2122	353	561	110	22	54	220	19	23	30	212	515	116	16	.336	.413	.749	37
ML	Totals	.229	325	1042	132	239	62	6	30	96	2	7	9	67	320	25	7	.280	.387	.667	28

Tied for league lead

+ Rehab assignment

KINGERY'S CAREER TRANSACTIONS

- Selected by Philadelphia in 2nd round of 2015 MLB Draft
- On injured list with a right hamstring strain, April 20-May 18, 2019; included rehab assignments to Lakewood, May 13-15, and Reading, May 16-18
- On injured list with back spasms, August 31-September 13, 2020
- On concussion injured list, May 17-June 6, 2021

KINGERY'S CAREER FIELDING

POSITION	PCT	G	PO	A	E	TC	DP
Pitcher	---	1	0	0	0	0	0
Second base	.955	48	63	87	7	157	31
Third base	.946	52	33	90	7	130	14
Shortstop	.974	138	115	292	11	418	56
Outfield	.982	92	159	3	3	165	2

KINGERY'S GAME HIGHS

HITS: 4 – 7/6/18 at PIT... **RUNS:** 3 – 3 times, last: 7/16/19 vs LAD... **DOUBLES:** 2 – 6 times, last: 9/22/19 at CLE... **TRIPLES:** 1... **HOME RUNS:** 2 – 6/10/19 vs ARI... **RBI:** 5 – 4/16/19 vs NYM... **WALKS:** 2 – 7 times, last: 9/18/20 vs TOR... **STOLEN BASES:** 2 – 9/25/19 at WSH... **HITTING STREAK:** 8 games – 6/19-27/18

KINGERY'S NOTABLE HOMERS

GRAND SLAMS: 1 – 4/10/18 vs CIN (Tanner Rainey)... **INSIDE-THE-PARK HR:** 1 – 9/10/19 vs ATL (Max Fried)... **LEADOFF HR:** 2 – 6/25/19 vs NYM (Walker Lockett); 7/5/19 at NYM (Jacob deGrom)... **PINCH HR:** None... **WALK-OFF HR:** 1 – 8/28/20 vs ATL (Mark Melancon)



MATT KROON

Infielder/Outfielder

@mattkroon
@Matty_lceeee

B-T: R-R
HT: 6-1; **WT:** 196
OPENING DAY AGE: 27
BORN: December 5, 1996, Scottsdale, AZ
RESIDES: Scottsdale, AZ
HOW OBTAINED: Selected by Phillies in 18th round of 2018 MLB Draft

Non-Roster Invitee

2023

- Led the Eastern League with a .319 AVG over 79 games for Reading (AA)
- Named an Organization All-Star by MiLB.com
- His 31 doubles were tied for 1st among all Phillies minor leaguers
- Hit safely in his first 13 games with Lehigh Valley (AAA) following his promotion on 8/7
- On the IL twice, 7/2-13 with a left knee contusion and 8/11-9/2 with a right hamstring strain; included a rehab assignment with Jersey Shore (A)
- Following the season, played for Scottsdale in the Arizona Fall League

2022

- Limited to 2 games with Reading due to a right knee injury

2021

- Began the season with Reading
- Was on the IL with a right shoulder contusion, 5/12-7/16, which included a rehab assignment to Florida Complex League Phillies (R)
- Was with Jersey Shore, 7/17-21, before finishing the season with Reading
- Combined to slash .285/.350/.440 in 53 games (215 PA)

2020

- Did not play

2019

- Began the season with Lakewood (A)
- Promoted to Clearwater (A) on 5/23 for the remainder of the season
- Made starts at 1st base (57), 3rd base (13), LF (18) and RF (1)
- Hit .310 (22-71) against LHP

2018

- Began professional career with Gulf Coast League Phillies West (R)
- Promoted to Williamsport (A) on 6/28 and led the club with 24 walks
- Slugged his first professional grand slam on 8/26 vs Mahoning Valley
- Promoted to Lakewood on 9/4 but did not appear in a game (pinch-ran in 2 postseason games)
- Participated in Florida Instructional League

PERSONAL

Matthew James Kroon... Attended Oklahoma State University, Central Arizona College and University of Oregon... 2015 graduate of Horizon High School (AZ)... Originally selected by CIN in 38th round of 2015 MLB Draft and by the Phillies in 30th round of 2017 MLB Draft, but did not sign either time... His father, Marc, was a former ML pitcher for SD, CIN and COL... **Signed by:** Brian Kohlscheen

MATT KROON'S CAREER STATISTICS

YEAR	CLUB	AVG	G	AB	R	H	2B	3B	HR	RBI	SH	SF	HP	BB	SO	SB	CS	OBP	SLG	OPS	E	
2018	GCL Phillies-W	.563	4	16	2	9	1	0	0	1	0	0	0	3	4	4	1	.632	.625	1.257	2	
	Williamsport	.250	38	120	22	30	3	1	2	9	0	1	1	24	38	2	3	.377	.342	.719	0	
2019	Lakewood	.268	37	138	19	37	6	1	1	12	0	1	1	12	46	8	4	.329	.348	.677	4	
	Clearwater	.225	69	222	29	50	8	6	4	24	1	2	8	18	68	10	4	.304	.369	.673	7	
2020	Did not play																					
2021	Reading	.301	45	163	19	49	6	3	5	22	1	1	3	13	45	6	4	.361	.466	.827	3	
	FCL Phillies	.154	4	13	1	2	1	0	0	1	0	0	1	2	2	1	1	.313	.231	.544	0	
	Jersey Shore	.235	4	17	2	4	2	0	0	0	0	0	0	1	5	0	0	.278	.353	.631	1	
2022	Reading	.000	2	5	0	0	0	0	0	0	0	0	0	1	3	0	1	.167	.000	.167	1	
2023	Reading	*.319	79	298	53	95	24	2	8	44	0	#8	5	33	66	22	6	.387	.493	.880	10	
	Lehigh Valley	.381	15	63	12	24	7	2	3	13	1	1	0	11	15	4	2	.467	.698	1.165	0	
	Jersey Shore	.200	3	10	1	2	0	1	0	1	0	0	0	2	3	0	1	.333	.400	.733	0	
Minors Totals		.284	300	1065	160	302	58	16	23	127	3	14	19	120	295	57	27	.362	.433	.795	28	

* League leader
 # Tied for league lead

KROON'S CAREER TRANSACTIONS

- Selected by Philadelphia in 18th round of 2018 MLB Draft



RAFAEL MARCHÁN

Catcher

13

@alemarchan13
@alemarchan13

B-T: S-R

HT: 5-9; **WT:** 200

OPENING DAY AGE: 25

BORN: February 25, 1999, San Cristóbal, VZ

RESIDES: Caracas, VZ

ML SERVICE: 1 year, 75 days

HOW OBTAINED: Signed by Phillies as an amateur free agent, 7/2/15

2023

- Began the season on the ML 60-day IL with a right hamate fracture; appeared in rehab games for Clearwater (A), Jersey Shore (A) and Lehigh Valley (AAA) before being reinstated on 6/20 and optioned to Lehigh Valley
- Threw out 13 of 42 (31.0%) attempted base stealers in 43 non-rehab games at catcher for Lehigh Valley; threw out 15 of 48 (31.3%) attempted base stealers overall at the triple-A level
- After his rehab assignment, slashed .316/.402/.480 (.882 OPS) with 18 XBH (13 2B, 3 3B, 2 HR) and 27 HR in 44 games for Lehigh Valley
- Following the season, played for Aragua in the Venezuelan Winter League, where he slashed .333/.436/.546 with a .982 OPS and 16 walks to 11 strikeouts in 32 games

2022

- Began the season on the ML 60-day IL with a left hamstring strain; appeared in rehab games for Jersey Shore and Lehigh Valley before being reinstated from the IL on 6/12 and optioned to Lehigh Valley
- Appeared in 56 games at catcher for Lehigh Valley and threw out 23 of 66 attempted base stealers (34.8%)
- Following the season, played for La Guaira in the Venezuelan Winter League, where he slashed .361/.477/.389 with 15 walks to 13 strikeouts in 26 games

2021

- Began the season with Lehigh Valley
- Had 6 stints with the Phillies: 4/30, 5/13-28, 6/10-11, 6/19-25, 7/29-8/3 and 8/27-9/11
- Was 2-for-5 (40.0%) in throwing out attempted base stealers in 17 games (13 starts) at catcher with the Phillies
- The Phillies used 8-5 in his starts
- Made his first ML appearance at 1st base, 8/1 at PIT
- Collected his first career triple on 8/29 vs ARI
- Also played in one game for Reading (AA)
- Following the season, was named the No. 9 prospect, the best defensive catcher and as having the best strike-zone discipline in the Phillies minor league system by *Baseball America*

2020

- Batted .429 (3-7) in 6 spring training games
- Was added to the club's player pool roster during summer camp
- Had his contract selected from Lehigh Valley prior to game 2 of the doubleheader on 9/13 at MIA

- On 9/14 at MIA, made his ML debut in a start at catcher and singled in his first career plate appearance
- At 21 years, 202 days, became the youngest Phillie to collect a hit in his first ML plate appearance since Orlando Isales (20 years, 283 days) on 9/30/80 vs CHI
- The last Phillie to make his ML debut as the starting catcher at a younger age was Mike Loan (17 years, 357 days) on 9/18/1912 vs STL (that was the lone game of Loan's ML career)
- Became the youngest Phillie to make his ML debut since Elizardo Ramirez (21 years, 118 days) did so on 5/25/04 at NYM
- On 9/18 vs TOR (gm 2), hit his first career HR (A.J. Cole), a 3-run, game-tying shot; it was also his first professional HR, as he had never homered in 765 career at-bats in the minor leagues
- At 21 years, 206 days old, became the youngest Phillies catcher ever to homer in a game and the youngest Phillies player to homer since Scott Rolen (21 years, 155 days) on 9/6/96 vs CHI
- The last catcher in the majors to homer at a younger age was Salvador Pérez for each of his first 3 career homers between 8/29-9/23/11 (between 21 years, 111 days and 21 years, 136 days for all 3)
- Following the season, was named the No. 5 prospect in the Phillies minor league system by *Baseball America*

2019

- Opened the year with Lakewood (A)
- Promoted to Clearwater (A) on 7/30 for the remainder of the season
- Caught 36.5% (31-85) of runners attempting to steal in 70 games (68 starts) at catcher
- Was on the injured list, 5/2-24, with a left wrist contusion
- Following the season, was named the No. 6 prospect and rated as the best defensive catcher in the Phillies minor league system by *Baseball America*

2018

- Named a New York-Penn League All-Star
- Ranked 4th in the NYPL in AVG (.301)
- Among qualifying hitters in the NYPL, was the 3rd-most difficult hitter to strike out (1.67 PA/SO)
- Spent entire season with Williamsport (A)
- Led NYPL catchers in assists (57) and was T-1st in double plays turned (5)
- Among qualifying NYPL catchers, ranked 4th in catcher caught stealing percentage (29.4%, 20 of 68)
- Hit .377 (20-53) against LHP
- Participated in Florida Instructional League

2017

- Spent entire season with Gulf Coast League Phillies (R)
- Hit .297 (11-37) in 14 home games
- Caught 16 of 37 attempted base stealers (43.2%)
- Participated in FIL

2016

- Began professional career with Dominican Summer League Phillies-2 (R)
- Led all Phillies short-season minor leaguers in RBI

- Threw out 40.0% of attempted base stealers (16 CS, 24 SB)
- Batted .388 (31-80) with 18 RBI and a .446 OBP in July
- Participated in FIL

2015

- Participated in FIL

PERSONAL

Rafael Alejandro Marchán... **Hobbies:** Spending time with family, going to the beach, watching movies and playing basketball... **Signed by:** Jesús Méndez

RAFAEL MARCHÁN'S CAREER STATISTICS

YEAR	CLUB	AVG	G	AB	R	H	2B	3B	HR	RBI	SH	SF	HP	BB	SO	SB	CS	OBP	SLG	OPS	E
2016	DSL Phillies-2	.333	44	171	23	57	7	1	0	34	0	5	0	16	14	6	0	.380	.386	.766	5
2017	GCL Phillies	.238	30	84	10	20	5	0	0	10	0	2	3	4	8	1	0	.290	.298	.588	3
2018	Williamsport	.301	51	196	28	59	8	2	0	12	0	1	2	11	18	9	6	.343	.362	.705	4
2019	Lakewood	.271	63	236	21	64	16	0	0	20	0	1	4	24	31	1	3	.347	.339	.686	4
	Clearwater	.231	22	78	6	18	4	0	0	3	0	1	1	6	8	1	2	.291	.282	.573	4
2020	PHILLIES	.500	3	8	3	4	0	0	1	3	0	0	0	1	2	0	0	.556	.875	1.431	1
2021	Lehigh Valley	.203	67	237	28	48	7	0	0	19	0	1	4	23	45	1	0	.283	.232	.515	4
	PHILLIES	.231	20	52	7	12	1	1	1	4	0	0	0	4	10	0	0	.286	.346	.632	1
	Reading	.200	1	5	1	1	1	0	0	0	0	0	0	1	0	0	0	.200	.400	.600	0
2022	Jersey Shore+	.231	4	13	1	3	2	0	0	0	0	0	0	2	2	0	0	.333	.385	.718	0
	Lehigh Valley	.233	66	232	26	54	17	0	4	29	0	2	9	20	24	1	0	.316	.358	.673	6
2023	Clearwater+	.600	1	5	0	3	0	0	0	3	0	0	0	0	0	0	0	.600	.600	1.200	0
	Jersey Shore+	.300	3	10	1	3	1	0	0	2	0	0	0	2	3	0	0	.417	.400	.817	0
	Lehigh Valley	.297	51	175	27	52	13	3	2	30	0	3	5	24	20	1	2	.391	.440	.831	6
Minors Totals		.265	403	1442	172	382	81	6	6	162	0	16	28	132	174	21	13	.335	.342	.677	36
ML	Totals	.267	23	60	10	16	1	1	2	7	0	0	0	5	12	0	0	.323	.417	.740	2

+ Rehab assignment

MARCHÁN'S CAREER TRANSACTIONS

- Signed by Philadelphia as an amateur free agent, July 2, 2015
- On injured list with a left hamstring strain, April 7-June 12, 2022; included rehab assignments to Jersey Shore, May 25-30, and Lehigh Valley, May 31-June 12
- On injured list with a right hamate fracture, March 30-June 19, 2023; included rehab assignments to Clearwater, May 30-31, Jersey Shore, June 1-5 and Lehigh Valley, June 6-19

MARCHÁN'S CAREER FIELDING

POSITION	PCT	G	PO	A	E	TC	DP	PB
Catcher	.986	21	132	7	2	141	0	1
First base	---	1	0	0	0	0	0	0

MARCHÁN'S GAME HIGHS

HITS: 2 – 4 times, last: 8/29/21 vs ARI... **RUNS:** 2 – 9/18/20 vs TOR (gm 2)... **DOUBLES:** 1 – 5/27/21 at MIA... **TRIPLES:** 1 – 8/29/21 vs ARI... **HOME RUNS:** 1 – 2 times, last: 8/31/21 at WSH... **RBI:** 3 – 9/18/20 vs TOR (gm 2)... **WALKS:** 1 – 5 times, last: 9/3/21 at MIA... **STOLEN BASES:** None... **HITTING STREAK:** 4 games – 8/29-9/2/21



BRANDON MARSH

Outfielder

16

@brandon_marsh
@brandon_marsh22

B-T: L-R

HT: 6-4; **WT:** 220

OPENING DAY AGE: 26

BORN: December 18, 1997, Buford, GA

RESIDES: Buford, GA

ML SERVICE: 2 years, 78 days

HOW OBTAINED: Acquired from Los Angeles Angels for Logan O’Hoppe, 8/2/22

2024 PHILLIES

2023

- Hit a career-high 12 HR and finished T-8th in the NL in triples (6) in his first full season with the Phillies
- Finished 10th in the NL in both OBP (.372, min. 450 PA) and in pitches/PA (4.20, min. 450 PA)
- Also set career-high marks in runs (58), hits (112), doubles (25), triples (6), RBI (60) and walks (59)
- Increased his walk rate by 6.4%, from 6.1% last year to 12.5% this season, the biggest jump in MLB
- Was the eighth Phillies player with at least 40 extra-base hits, setting a franchise record
- Became the seventh Phillie with 25+ doubles, tied for the 2nd-most such players on a Phillies club with 25+ doubles in team history (8 in 2009)
- Made his second career Opening Day roster and first with the Phillies (2022 with LAA)
- Had 14 XBH in his first 21 games, the most by a Phillie to start a season since Jayson Werth also had 14 XBH in his first 21 games of the 2010 season
- His first HR of the season on 4/4 at NYY was the hardest-hit HR of his career (109.8 mph)
- Registered a career-high-tying 4 hits on 4/16 at CIN
- Reached base safely in a career-high 21 straight games from 4/3-26 (24 H, 11 BB)
- Collected 4 triples to begin the season, the most by a Phillie in any March/April in team history since 1901
- Registered a multi-HR game on 6/27 at CHI, the second such contest of his career
- Went 3-for-7 (.429) with 3 walks and a HBP in 11 PA as a pinch-hitter
- Slugged his first career pinch-hit HR in the 10th inning on 8/2 at MIA
- Had a career-high 10-game hitting streak from 8/2-28 and multiple hits in at least 3 straight games twice, 3 games from 8/25-28 and 4 games from 6/20-24
- Was on the 10-day IL from 8/6-19 with a left knee contusion; included rehab assignment to Lehigh Valley (AAA), 8/17-19
- Walked a career-high 4 times on 8/30 vs LAA, one of two Phillies with such a game during the season (also, Bryson Stott on 7/23 at CLE)
- His .524 OBP in August was the highest by a Phillie in the month since Tim McCarver (.545 OBP) in August 1977 (min. 40 PA)
- Slashed .342/.405/.536 (.931 OPS) over 12 games in the postseason
- Clubbed back-to-back HR with Nick Castellanos in the 8th inning in Game 3 of the NLDS vs ATL (Smith-Shawver) on 10/11, the fifth time in Phillies postseason history players connected on back-to-back HR

2022

- Began the season with LAA before being traded to the Phillies on 8/2
- Finished 3rd among LF in AL Gold Glove voting
- Was on the 10-day IL from 8/17-26 with a left ankle sprain; appeared in 2 games with Lehigh Valley on a rehab assignment
- From 9/10 through the end of the season, hit .338 (24-71) with 7 doubles, 1 triple, 2 HR, 7 RBI, 9 runs and a .923 OPS in his last 21 games
- Per Statcast data, his 7 outs above average (OAA) ranked in the 93rd percentile among qualifying outfielders
- His 37 starts with the Phillies came in CF
- Slugged his first HR as a member of the Phillies on 8/30 at ARI
- Had consecutive 3-RBI games from 8/30-31 for the first time in his career
- On 9/15 at MIA, tied his career high with 4 hits
- The Phillies went 9-3 in his 12 postseason starts
- Slugged his first career postseason HR in Game 4 of the NLDS vs ATL (Charlie Morton) on 10/15; at 24 years, 301 days old, became the youngest player in franchise history to collect a game-winning RBI in the postseason
- Hit his first career World Series HR in Game 3 vs HOU (Lance McCullers Jr.) on 11/1; became the youngest Phillie (24 years, 318 days) ever to homer in a WS game

2021

- Began the season with Salt Lake (AAA)
- Posted a .364 OBP with 16 walks in 24 games before being recalled by LAA on 7/18
- Made his ML debut on 7/18 vs SEA
- Collected his first hit on 7/19 vs OAK (Cole Irvin)
- Hit his first ML home run on 8/25 at BAL (Marcos Diplan)
- In 29 games during August, slashed .309/.369/.436 with an .805 OPS in 103 plate appearances
- Appeared in 70 games (63 starts) for LAA, all in CF

2020

- Did not play, but participated at LAA’s alternate training site
- Following the season, was named LAA’s No. 2 prospect and the No. 38 prospect in baseball by *Baseball America*

2019

- Named LAA’s Minor League Defensive Player of the Year for the second consecutive season
- Named a Southern League midseason and postseason All-Star
- Named LAA’s Minor League Player of the Month for May and Minor League Defensive Player of the Month for August

- Spent the season with Mobile (AA) but also appeared in 5 games with AZL Angels (R) as part of a minor league rehab assignment
- Following the season, played for Mesa in the Arizona Fall League, where he posted a .909 OPS and was named to the AFL's Rising Stars Game
- Was ranked as the No. 43 prospect in baseball by *Baseball America* following the season

2018

- Was named LAA's Minor League Defensive Player of the Year, April Minor League Player of the Month and June Minor League Defensive Player of the Month
- Began season with Burlington (A) before being promoted to Inland Empire (A) on 5/18 for the remainder of the season
- Combined to slash .266/.359/.408 with a .767 OPS in 127 games and 579 plate appearances between both levels
- Went 14-for-18 in stolen base attempts (77.8%)
- Posted a 12.6% walk rate (73 BB, 579 PA)

2017

- Began pro career with Orem (R)
- Posted a .944 OPS in 192 plate appearances and had 22 extra-base hits in 39 games (13 2B, 5 3B, 4 HR)
- Defensively, started 26 games in RF and 11 games in CF

2016

- Did not play after a post-draft medical review revealed a stress fracture in his back

PERSONAL

Brandon Chase Marsh... Attended Buford High School (GA), where he played baseball, football and basketball... Played receiver/cornerback and helped Buford win AAAA state championships in 2013 and 2014... Played only baseball during his senior season in 2016 and was named Player of the Year for the 4A All-Region Team after hitting .559 with 25 RBI... Ranked 37th nationally in the final 2016 Perfect Game class rankings... Committed to Kennesaw State University (GA) before signing with LAA... **Hobbies:** Golf and music...

Signed by: Todd Hogan

BRANDON MARSH'S CAREER STATISTICS

YEAR	CLUB	AVG	G	AB	R	H	2B	3B	HR	RBI	SH	SF	HP	BB	SO	SB	CS	OBP	SLG	OPS	E	
2016	Injured -- Did not play																					
2017	Orem	.350	39	177	47	62	13	5	4	44	0	1	5	9	35	10	2	.396	.548	.944	0	
2018	Burlington	.295	34	132	26	39	12	1	3	24	0	1	0	21	40	4	0	.390	.470	.859	3	
	Inland Empire	.256	93	371	59	95	15	6	7	46	0	1	1	52	118	10	4	.348	.385	.734	5	
2019	Mobile	.300	96	360	48	108	21	2	7	43	0	2	3	47	92	18	5	.383	.428	.811	4	
	AZL Angels	.050	5	20	1	1	0	0	0	2	0	0	0	0	7	1	0	.050	.050	.100	0	
2020	Did not play																					
2021	Salt Lake	.255	24	94	32	24	5	3	3	8	0	0	0	16	29	2	0	.364	.468	.832	1	
	AZL Angels	.500	4	14	6	7	1	1	1	7	0	0	0	4	3	0	0	.611	.929	1.540	0	
	LOS ANGELES-AL	.254	70	236	27	60	12	3	2	19	1	1	2	20	91	6	1	.317	.356	.673	1	
2022	LOS ANGELES-AL	.226	93	292	34	66	9	2	8	37	3	3	3	22	117	8	2	.284	.353	.637	3	
	PHILLIES	.288	41	132	15	38	9	2	3	15	0	0	0	6	41	2	2	.319	.455	.773	0	
	LAA/PHI	.245	134	424	49	104	18	4	11	52	3	3	3	28	158	10	4	.295	.384	.679	3	
	Lehigh Valley+	.429	2	7	3	3	0	0	0	3	0	0	0	1	1	2	0	.500	.429	.929	0	
2023	PHILLIES	.277	133	404	58	112	25	6	12	60	1	4	4	59	144	10	2	.372	.458	.829	5	
	Lehigh Valley+	.500	2	6	1	3	1	0	0	2	0	0	0	4	1	2	0	.700	.667	1.367	0	
Minors Totals		.290	299	1181	217	342	68	18	25	179	0	5	9	154	326	49	11	.374	.441	.815	13	
AL Totals		.239	163	528	61	126	21	5	10	56	4	4	5	42	208	14	3	.299	.354	.653	4	
NL Totals		.280	174	536	73	150	34	8	15	75	1	4	4	65	185	12	4	.360	.457	.817	5	
ML Totals		.259	337	1064	134	276	55	13	25	131	5	8	9	107	393	26	7	.330	.406	.736	9	

+ Rehab assignment

MARSH'S WILD CARD SERIES STATISTICS

YEAR	CLUB, OPP	AVG	G	AB	R	H	2B	3B	HR	RBI	SH	SF	HP	BB	SO	SB	CS	OBP	SLG	OPS	E
2022	PHI, STL	.400	2	5	0	2	1	0	0	1	1	0	0	0	2	0	0	.400	.600	1.000	0
2023	PHI, MIA	.000	1	2	0	0	0	0	0	0	0	0	0	0	0	0	0	.000	.000	.000	0
WC Totals		.286	3	7	0	2	1	0	0	1	1	0	0	0	2	0	0	.286	.429	.715	0

MARSH'S DIVISION SERIES STATISTICS

YEAR	CLUB, OPP	AVG	G	AB	R	H	2B	3B	HR	RBI	SH	SF	HP	BB	SO	SB	CS	OBP	SLG	OPS	E
2022	PHI, ATL	.250	4	8	2	2	1	0	1	3	0	0	0	2	4	0	0	.400	.750	1.150	0
2023	PHI, ATL	.417	4	12	2	5	1	0	1	1	0	0	0	1	5	1	0	.462	.750	1.212	0
DS Totals		.350	8	20	4	7	2	0	2	4	0	0	0	3	9	1	0	.435	.750	1.185	0

MARSH'S LEAGUE CHAMPIONSHIP SERIES STATISTICS

YEAR	CLUB, OPP	AVG	G	AB	R	H	2B	3B	HR	RBI	SH	SF	HP	BB	SO	SB	CS	OBP	SLG	OPS	E
2022	PHI, SD	.000	4	13	0	0	0	0	0	0	0	0	0	0	7	0	0	.000	.000	.000	0
2023	PHI, ARI	.333	7	24	0	8	3	0	0	3	0	0	0	3	10	1	0	.407	.458	.866	0
LCS	Totals	.216	11	37	0	8	3	0	0	3	0	0	0	3	17	1	0	.275	.297	.572	0

MARSH'S WORLD SERIES STATISTICS

YEAR	CLUB, OPP	AVG	G	AB	R	H	2B	3B	HR	RBI	SH	SF	HP	BB	SO	SB	CS	OBP	SLG	OPS	E
2022	PHI, HOU	.231	6	13	3	3	1	0	1	1	0	0	1	2	4	1	0	.375	.538	.913	1

MARSH'S CAREER TRANSACTIONS

- Selected by Los Angeles Angels in 2nd round of 2016 MLB Draft
- Traded to Philadelphia for Logan O'Hoppe (c), August 2, 2022
- On injured list with a left ankle sprain, August 17-26, 2022; included rehab assignment to Lehigh Valley, August 25-26
- On injured list with a left knee contusion, August 6-19, 2023; included rehab assignment to Lehigh Valley, August 17-19

MARSH'S CAREER FIELDING

POSITION	PCT	G	PO	A	E	TC	DP
Outfield	.987	330	681	3	9	693	1

MARSH'S GAME HIGHS

HITS: 4 – 3 times, last: 4/16/23 at CIN... **RUNS:** 4 – 9/25/21 vs SEA... **DOUBLES:** 2 – 4/10/23 vs MIA... **TRIPLES:** 2 – 8/19/21 at DET... **HOME RUNS:** 2 – 2 times, last: 6/27/23 at CHI... **RBI:** 5 – 8/25/21 at BAL... **WALKS:** 4 – 8/30/23 vs LAA... **STOLEN BASES:** 1 – 26 times, last: 9/20/23 at ATL... **HITTING STREAK:** 10 games – 8/2-28/23

MARSH'S NOTABLE HOMERS

GRAND SLAMS: None... **INSIDE-THE-PARK HR:** None... **LEADOFF HR:** None... **PINCH HR:** 1 – 8/2/23 at MIA (David Robertson)... **WALK-OFF HR:** None





YUNIOR MARTE

Right-Handed Pitcher

43

B-T: R-R

HT: 6-1; **WT:** 205

OPENING DAY AGE: 29

BORN: February 2, 1995, Santo Domingo, DR

RESIDES: Santo Domingo, DR

ML SERVICE: 1 year, 40 days

HOW OBTAINED: Acquired from San Francisco Giants for Erik Miller, 1/8/23



2023

- Made his first career Opening Day roster and appeared in a career-high 40 games over 6 stints with the Phillies
- Also made 18 appearances for Lehigh Valley (AAA)
- 16 of his 18 outings for the IronPigs were scoreless, including each of his final 9 (10.1 IP)
- Struck out 30.4% of the batters he faced with the IronPigs (24 SO, 79 BF)
- Posted a 3.15 ERA (12 ER, 34.1 IP) in his final 34 outings with the Phillies after allowing 10 ER in 5.0 IP to begin the season
- Had a 2.00 ERA (4 ER, 18.0 IP) in 17 appearances at CBP
- Notched his first ML save on 6/18 at OAK; struck out all 3 batters faced in a perfect 9th inning
- Since saves became a stat in 1969, became the first pitcher in Phillies history to strike out all his batters faced (min. 3 BF) and earn his first ML save
- Earned his first win as a Phillie on 7/25 vs BAL
- Stranded 20 of 27 inherited runners (74.1%)
- Per Statcast data, ranked in the 95th percentile in fastball velocity (97.7 mph)
- After the season, was a part of the club's stay-ready camp in Clearwater for the duration of the postseason

2022

- Began season with Sacramento (AAA) in SF's system
- Was recalled for the first time on 4/12, his first of 6 stints with SF
- Made his ML debut on 4/12 vs SD
- Earned his first ML win in the last game of the season, 10/5 at SD
- Posted a 2.38 ERA (3 ER, 11.1 IP) over his last 9 appearances and a 1.93 ERA (2 ER, 9.1 IP) in his last 8
- In 25 appearances with Sacramento, held opponents to a .106 AVG (9-85) and 0.70 WHIP

2021

- Was a non-roster invitee to ML spring training with SF
- Spent the entire season with Sacramento, working in relief for all but one appearance (used as an opener, 6/26 vs Reno)
- Posted a 1.50 ERA (3 ER, 18.0 IP) over his final 12 appearances, striking out 19 while walking 2
- Averaged 9.85 SO/9.0 IP (62 SO, 56.2 IP)

2020

- Did not pitch in affiliated baseball
- Spent time at KC's alternate training site
- Following the season, pitched for Cibao in the Dominican Winter League

2019

- Began season with Northwest Arkansas (AA)
- Was promoted to Omaha (AAA) on 6/27 for the remainder of the season
- Following the season, pitched for Cibao in the DWL and Caguas in the Puerto Rican Winter League

2018

- Spent entire season with Northwest Arkansas
- Ranked 2nd among Texas League relievers in OPP AVG (.225) & SO/9.0 IP (8.96), 3rd in games (43) and 4th in BB/9.0 IP (2.91)
- Following the season, pitched for Cibao in the DWL

2017

- Named a Carolina League midseason All-Star
- Began season with Wilmington (A)
- Promoted to Northwest Arkansas on 6/27
- Had a 61.0-inning homerless streak end on 7/18 at Springfield

2016

- Ranked 5th among South Atlantic League relievers with a .225 OPP AVG
- Spent second season with Lexington (A)
- Was used primarily as a reliever for the first time in his career

2015

- Spent season with Lexington
- Made 11 starts and 7 relief appearances

2014

- Spent season with Burlington (R)

2013

- Named Dominican Royals Pitcher of the Year
- Began pro career with Dominican Summer League Royals (R)

PERSONAL

Yunior Marte (pronounced JOON-yurr)... Has one daughter, Liny Odett... **Signed by:** Edis Perez

JUNIOR MARTE'S CAREER STATISTICS

YEAR	CLUB	W-L	ERA	G	GS	CG	SHO	SV	IP	H	R	ER	HR	HB	BB	SO	WP	BK	AVG
2013	DSL Royals	4-3	1.71	11	8	0	0	2	47.1	39	15	9	0	4	9	36	9	0	.229
2014	Burlington	4-3	3.44	11	9	0	0	1	52.1	45	23	20	3	8	19	40	6	0	.233
2015	Lexington	4-5	6.44	18	11	0	0	0	65.2	80	59	47	4	12	38	60	14	1	.302
2016	Lexington	6-8	4.21	26	7	0	0	1	107.0	94	54	50	9	10	55	103	19	3	.239
2017	Wilmington	3-2	2.23	20	1	0	0	4	36.1	25	9	9	0	2	20	42	4	0	.203
	NW Arkansas	1-2	5.75	17	0	0	0	1	36.0	33	23	23	5	3	27	38	4	0	.246
2018	NW Arkansas	4-4	2.91	43	0	0	0	2	80.1	69	33	26	7	5	29	80	3	2	.225
2019	NW Arkansas	3-3	1.59	23	0	0	0	1	34.0	22	8	6	1	0	13	35	4	0	.183
	Omaha	0-0	6.15	23	0	0	0	1	26.1	32	22	18	4	1	14	37	4	1	.291
2020	Did not play																		
2021	Sacramento	0-3	3.49	43	1	0	0	4	56.2	60	30	22	4	2	23	62	6	0	.264
2022	Sacramento	1-1	3.16	25	0	0	0	3	25.2	9	11	9	4	0	9	35	1	0	.106
	SAN FRANCISCO	1-1	5.44	39	0	0	0	0	48.0	47	32	29	5	6	22	44	3	0	.255
2023	PHILLIES	1-1	5.03	40	0	0	0	2	39.1	47	27	22	6	1	17	38	0	0	.288
	Lehigh Valley	3-1	1.80	18	0	0	0	1	20.0	12	5	4	1	1	9	24	3	1	.174
Minors Totals		33-35	3.72	278	37	0	0	21	587.2	520	292	243	42	48	265	592	77	8	.237
ML	Totals	2-2	5.26	79	0	0	0	2	87.1	94	59	51	11	7	39	82	3	0	.271

2024 PHILLIES

MARTE'S CAREER TRANSACTIONS

- Signed by Kansas City Royals as an amateur free agent, July 19, 2012
- Signed by San Francisco Giants as a minor league free agent, December 9, 2020
- Traded to Philadelphia for Erik Miller (lhp), January 8, 2023

MARTE'S CAREER FIELDING

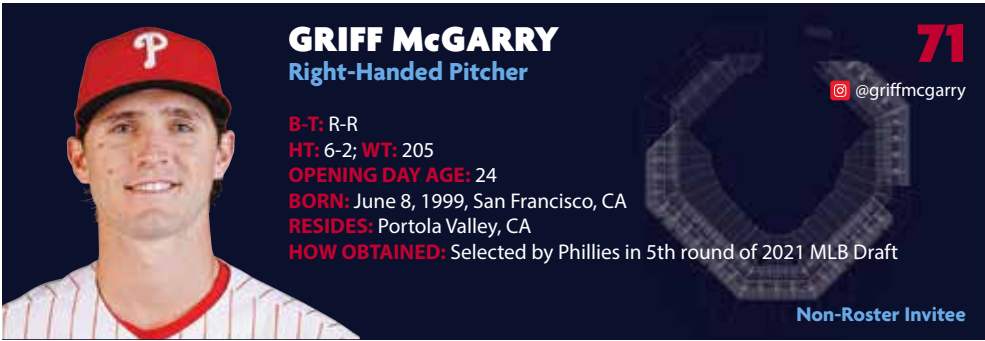
POSITION	PCT	G	PO	A	E	TC	DP
Pitcher	1.000	79	1	9	0	10	1

MARTE'S GAME HIGHS

LOW-HIT CG: N/A... **SHUTOUTS:** N/A... **STRIKEOUTS:** 4 – 7/10/22 vs SD... **WALKS:** 4 – 5/15/22 at STL... **LONGEST OUTING:** 3.0 inn. – 6/24/22 vs CIN... **WINNING STREAK:** N/A... **LOSING STREAK:** N/A... **SCORELESS STREAK:** 8.0 inn. – 7/10-26/22

MAJOR LEAGUE DEBUT DATES (40-MAN ROSTER)

Player	Date	Team	Player	Date	Team
Kolby Allard	7/31/18	Braves	Aaron Nola	7/21/15	Phillies
José Alvarado	5/3/17	Rays	Luis Ortiz	9/7/18	Orioles
Alec Bohm	8/13/20	Phillies	Cristian Pache	8/21/20	Braves
Connor Brogdon	8/13/20	Phillies	J.T. Realmuto	6/5/14	Marlins
Nick Castellanos	9/1/13	Tigers	Johan Rojas	7/15/23	Phillies
Max Castillo	6/19/22	Blue Jays	Michael Rucker	7/30/21	Cubs
Rodolfo Castro	4/21/21	Pirates	Cristopher Sánchez	6/6/21	Phillies
Jake Cave	5/19/18	Twins	Kyle Schwarber	6/16/15	Cubs
Kody Clemens	5/31/22	Tigers	Edmundo Sosa	9/23/18	Cardinals
Dylan Covey	4/14/17	White Sox	Gregory Soto	5/11/19	Tigers
Seranthony Domínguez	5/7/18	Phillies	Bryson Stott	4/8/22	Phillies
Darick Hall	6/29/22	Phillies	Matt Strahm	7/31/16	Royals
Bryce Harper	4/28/12	Nationals	Garrett Stubbs	5/28/19	Astros
Jeff Hoffman	8/20/16	Rockies	Ranger Suárez	7/26/18	Phillies
Orion Kerkering	9/24/23	Phillies	Spencer Turnbull	9/14/18	Tigers
Rafael Marchán	9/14/20	Phillies	Trea Turner	8/21/15	Nationals
Brandon Marsh	7/18/21	Angels	Taijuan Walker	8/30/13	Mariners
Yunior Marte	4/12/22	Giants	Zack Wheeler	6/18/13	Mets
Whit Merrifield	5/18/16	Royals	Weston Wilson	8/9/23	Phillies
Nick Nelson	8/1/20	Yankees			



GRIF McGARRY

Right-Handed Pitcher

B-T: R-R

HT: 6-2; **WT:** 205

OPENING DAY AGE: 24

BORN: June 8, 1999, San Francisco, CA

RESIDES: Portola Valley, CA

HOW OBTAINED: Selected by Phillies in 5th round of 2021 MLB Draft

Non-Roster Invitee

2023

- Was a non-roster invitee to ML spring training
- Began the season on the IL at Reading (AA) with a left oblique strain
- Made 1 rehab appearance for Clearwater (A) on 5/5 before being activated and assigned to Reading on 5/11
- Over a period of 8 starts from June through July, posted a 2.37 ERA (10 ER, 38.0 IP) with 54 strikeouts (12.79 SO/9.0 IP)
- Named Eastern League Pitcher of the Month for July after posting a 2.01 ERA (5 ER, 22.1 IP) with 32 SO and a .135 OPP AVG in 4 starts
- Faced 88 hitters in July and permitted only 1 XBH (.176 SLG)
- Promoted to Lehigh Valley (AAA) on 8/4 where he spent the rest of the season

2022

- Ranked T-3rd among Phillies minor leaguers in strikeouts (130) and 8th in innings (87.1)
- Began season with Jersey Shore (A)
- Struck out 82 of the 195 batters he faced (42.1%) with Jersey Shore
- Was promoted to Reading on 7/2
- Was on the IL, 7/7-22, with a right index finger blister

- Promoted to Lehigh Valley on 9/5 for the remainder of the season
- With Lehigh Valley, pitched exclusively in relief after starting 19 of 20 games at the previous two levels
- Overall, posted a 3.71 ERA (36 ER, 87.1 IP), 130 SO (13.40 SO/9.0 IP) between the three levels
- Following the season, was named the No. 3 prospect in the Phillies system by *Baseball America*

2021

- Began professional career with Clearwater
- Promoted to Jersey Shore on 9/2
- Overall, struck out 43 of the 100 batters he faced (43.0%)
- Combined to limit LHH to a .050 AVG (1-20) and no extra-base hits
- Following the season, was rated as having the best changeup in the Phillies minor league system by *Baseball America*
- Participated in Florida Instructional League

PERSONAL

Griffin Thomas McGarry... 2017 graduate of Menlo School (CA)... 2021 graduate of University of Virginia with a degree in American studies... In his 4-year collegiate career, averaged 12.49 SO/9.0 IP (186 SO, 134.0 IP)... **Hobby:** Video editing... **Signed by:** Kellan McKeon

GRIF McGARRY'S CAREER STATISTICS

YEAR	CLUB	W-L	ERA	G	GS	CG	SHO	SV	IP	H	R	ER	HR	HB	BB	SO	WP	BK	AVG
2021	Clearwater	0-0	3.27	5	1	0	0	1	11.0	6	4	4	0	0	7	22	2	0	.154
	Jersey Shore	1-0	2.70	3	3	0	0	0	13.1	7	4	4	0	0	7	21	1	0	.152
2022	Jersey Shore	3-3	3.86	12	12	0	0	0	46.2	33	20	20	6	4	24	82	4	0	.199
	Reading	1-3	2.20	8	7	0	0	0	32.2	13	10	8	1	4	20	39	4	1	.123
	Lehigh Valley	0-2	9.00	7	0	0	0	0	8.0	7	8	8	2	0	9	9	1	0	.250
2023	Clearwater	0-0	9.00	1	1	0	0	0	1.0	1	1	1	1	0	0	2	0	0	.250
	Reading	1-1	3.13	13	13	0	0	0	54.2	31	23	19	4	2	36	74	4	0	.163
	Lehigh Valley	0-2	41.54	3	3	0	0	0	4.1	8	20	20	0	1	14	5	2	0	.400
Minors Totals		6-11	4.40	52	40	0	0	1	171.2	106	90	84	14	11	117	254	18	1	.177

McGARRY'S CAREER TRANSACTIONS

- Selected by Texas Rangers in 31st round of 2017 MLB Draft, but did not sign
- Selected by Philadelphia in 5th round of 2021 MLB Draft



TYLER McKAY
Right-Handed Pitcher

76

B-T: R-R
HT: 6-5; **WT:** 195
OPENING DAY AGE: 26
BORN: August 18, 1997, Lee's Summit, MO
RESIDES: Lee's Summit, MO
HOW OBTAINED: Selected by Phillies in 16th round of 2018 MLB Draft

Non-Roster Invitee

2024 PHILLIES

2023

- Began the season with Reading (AA) before being promoted to Lehigh Valley (AAA) on 7/13
- His combined 2.60 ERA (16 ER, 55.1 IP) was the 5th-best among Phillies minor leaguers (min. 50.0 IP)
- In 9 June games, converted all 3 of his save opportunities with a 1.74 ERA (2 ER, 10.1 IP), 15 SO, 1 BB and a 0.87 WHIP

2022

- Began season with Jersey Shore (A)
- Promoted to Reading on 6/6 for the remainder of the season
- In 14 games over May and June, posted a 1.34 ERA (3 ER, 20.1 IP)

2021

- Spent majority of season with Jersey Shore
- Named High-A East Pitcher of the Week, 8/9-15
- Had two IL stints: 6/11-7/16 (right shoulder impingement syndrome) and 9/10-end of season (left oblique strain)
- Had a rehab assignment to Florida Complex League Phillies (R) during his first IL stint
- Induced 7 ground-ball double plays in 48.1 innings

2020

- Participated in Florida Instructional League

2019

- Spent entire season with Lakewood (A)
- Held LHH to a .206/.299/.275 slash line, going 21-for-102 with 4 2B and a HR
- Was on the IL, 7/13-end of season (right shoulder inflammation)

2018

- Began professional career with Gulf Coast League Phillies (R)
- Participated in FIL

PERSONAL

Tyler McKay... Engaged, fiancée's name is Tara... Attended Howard College (TX) and Kansas State University... 2016 graduate of Blue Springs South High School (MO)... **Signed by:** Will Brunson

TYLER McKAY'S CAREER STATISTICS

YEAR	CLUB	W-L	ERA	G	GS	CG	SHO	SV	IP	H	R	ER	HR	HB	BB	SO	WP	BK	AVG
2018	GCL Phillies-E	1-0	2.45	4	1	0	0	0	7.1	7	2	2	0	2	2	0	0	0	.250
2019	Lakewood	3-5	5.05	18	12	0	0	0	66.0	57	41	37	7	7	24	57	9	1	.234
2020	Did not pitch																		
2021	Jersey Shore	2-4	4.76	13	9	0	0	0	45.1	42	32	24	3	5	22	31	4	0	.253
	FCL Phillies	0-0	3.00	2	1	0	0	0	3.0	3	1	1	0	0	2	2	1	0	.273
2022	Jersey Shore	0-0	2.66	15	0	0	0	0	20.1	19	7	6	0	1	8	19	1	0	.253
	Reading	2-4	6.47	25	0	0	0	0	40.1	46	32	29	6	6	15	28	2	0	.297
2023	Reading	2-3	2.54	25	0	0	0	6	28.1	19	11	8	3	1	10	32	1	0	.179
	Lehigh Valley	2-3	2.67	23	0	0	0	2	27.0	21	11	8	0	5	19	24	1	0	.223
Minors Totals		12-19	4.35	125	23	0	0	8	237.2	214	137	115	19	27	102	195	19	1	.243

McKAY'S CAREER TRANSACTIONS

- Selected by Philadelphia in 16th round of 2018 MLB Draft



MICHAEL MERCADO

Right-Handed Pitcher

B-T: R-R

HT: 6-4; **WT:** 210

OPENING DAY AGE: 24

BORN: April 15, 1999, Greenville, SC

RESIDES: San Diego, CA

HOW OBTAINED: Acquired from Tampa Bay Rays for Adam Leverett and cash considerations, 11/6/23

2023

- Was a non-roster invitee to ML spring training with TB
- Split the season between Montgomery (AA) and Durham (AAA)
- In 52 games (2 starts) between both levels, had 95 SO in 62.0 IP (13.8 SO/9.0 IP) with 35 BB and a 4.79 ERA (33 ER)
- Over his final 11 appearances of the season (all with Durham), went multiple innings in 7 of them and struck out 30 of the 67 batters he faced (44.8% strikeout rate) in those multi-inning appearances

2022

- Pitched for Montgomery
- Led the team in strikeouts (115) and ranked 2nd in innings pitched (102.2), both career highs
- Named Southern League Pitcher of the Week, 8/15-21

2021

- Spent the season with Bowling Green (A)
- Made a team-high 18 starts and ranked 3rd on the club with 70.2 IP and 81 SO

2020

- Was not part of TB's 60-player pool and did not pitch

2019

- Did not pitch while recovering from Tommy John surgery

2018

- Spent his second pro season with Hudson Valley (A)
- Named New York-Penn League Pitcher of the Week, 7/9-15

2017

- Began pro career with Gulf Coast League Rays (R)

PERSONAL


David Michael Mercado... Attended Westview High School (CA) and had committed to Stanford University before being drafted... Ranked 76th nationally in the final 2017 Perfect Game class rankings... **Signed by:** Jaime Jones

MICHAEL MERCADO'S CAREER STATISTICS

YEAR	CLUB	W-L	ERA	G	GS	CG	SHO	SV	IP	H	R	ER	HR	HB	BB	SO	WP	BK	AVG
2017	GCL Rays	0-0	1.69	8	8	0	0	0	21.1	21	4	4	1	0	4	14	4	0	.256
2018	Hudson Valley	1-2	5.22	11	11	0	0	0	50.0	55	34	29	6	1	16	38	4	0	.274
2019	Injured – Did not pitch																		
2020	Did not pitch																		
2021	Bowling Green	2-5	5.35	22	18	0	0	0	70.2	68	47	42	16	3	23	81	6	0	.250
2022	Montgomery	4-8	4.91	24	20	0	0	0	102.2	102	57	56	17	6	36	115	4	0	.254
2023	Montgomery	2-1	4.43	24	0	0	0	4	22.1	13	14	11	3	1	14	39	1	0	.165
	Durham	2-2	4.99	28	2	0	0	2	39.2	35	23	22	9	1	21	56	2	0	.235
Minors Totals		11-18	4.81	117	59	0	0	6	306.2	294	179	164	52	12	114	343	21	0	.248

MERCADO'S CAREER TRANSACTIONS

- Selected by Tampa Bay in 2nd round of 2017 MLB Draft
- Traded to Philadelphia for Adam Leverett (rhp) and cash considerations, November 6, 2023



WHIT MERRIFIELD

Infielder/Outfielder

9

@whitmerrifield
@WhitMerrifield

B-T: R-R
HT: 6-1; **WT:** 195
OPENING DAY AGE: 35
BORN: January 24, 1989, Florence, SC
RESIDES: Winston-Salem, NC
ML SERVICE: 7 years, 101 days
HOW OBTAINED: Signed by Phillies as a free agent, 2/19/24
CONTRACT STATUS: Signed a one-year contract on 2/19/24 with a club option for 2025

2024 PHILLIES

2023

- Was an AL All-Star (3rd career selection) in his first full season with TOR
- His 26 SB ranked T-11th in the AL; was his 5th full season with 20-plus steals
- Defensively, appeared in 84 games at 2nd base (67 GS), 81 games in LF (66 GS) and 6 games in RF (4 GS)
- Had three 10-game hitting streaks, making him 1 of 3 hitters in the AL with 3 separate double-digit hitting streaks
- Reached base safely in his first 22 games of the season (.378 OBP)
- In the All-Star Game, 7/11 at T-Mobile Park, went 1-for-2 after entering as a defensive replacement at 2nd base
- Stole the 200th base of his ML career on 9/1 at COL; since his ML debut in 2016, is the only major leaguer with 1,000 games played, 1,000 hits and 200 SB

2022

- Played 95 games for KC prior to being traded to TOR on 8/2
- Had his streak of 553 consecutive games played end on 7/11, the longest such streak in MLB since Miguel Tejada (1,152 games, 6/2/00-6/21/07)
- The 553-game streak, which ran from 6/25/18 through 7/10/22, was also a KC franchise record
- Collected his 1,000th career hit on 7/30 at NYY (2B off Nestor Cortes)
- Finished the season playing 44 games with TOR, hitting safely in 12 of his final 14 games (.417 AVG)
- Pitched for the first time in his career on 8/26 vs LAA (1.0 IP)
- Made his postseason debut in Game 1 of the ALWCS vs SEA and singled in his second at-bat for his first career postseason hit

2021

- AL All-Star (2nd career selection) and tied his career high with 162 games played for KC (2019)
- Led the AL in steals (40) for the third time over 5 seasons and tied for the MLB lead with 42 doubles, marking his second 40-double/40-steal season (2018)
- Started 147 games at 2nd base, 11 in RF and 2 in both LF and at DH
- Finished 4th in MLB in defensive innings played (1,372.2) and led ML 2nd basemen in putouts (283) and double plays turned (103)
- His 12 sacrifice flies were a career high and tied with HOU's Yuli Gurriel for most in the majors
- Named KC Player of the Month for June after slashing .351/.375/.544 with 17 RBI and 16 runs scored in 27 games
- Was a defensive replacement at 2nd base in the All-Star Game on 7/13 at Coors Field

MERRIFIELD PHAST PHACTS

- 3-time AL All-Star (2019, 2021, 2023)

- Stole 33 straight bases without being caught from 4/11-8/11
- Stole home on 8/21 at CHI

2020

- Played in all 60 games for KC during the shortened season, appearing in the field for 511.0 of the Royals' 517.0 innings (98.8%)
- Defensively, made starts at RF (28), CF (20), 2nd base (10) and LF (2)
- Was tied for the AL lead in multi-hit games (21) and ranked 3rd in hits (70)
- Led MLB in leadoff hits (20) for the second straight year
- His 41 hits on the road ranked 3rd in MLB behind Trea Turner (46) and Lourdes Gurriel Jr. (43)
- Finished T-2nd in the AL with 12 SB
- Named KC Player of the Month for July/August

2019

- Earned his first career All-Star selection with KC after setting career highs in games (162), runs (105), hits (206), triples (10), XBH (67), SLG (.463) and OPS (.811)
- Became the second RHH ever to lead MLB in hits (206) in consecutive seasons, joining Hall of Famer Kirby Puckett (1988-89)
- Became the first player to lead the AL in hits and triples since Nomar Garciaparra (209 H, 11 3B) in 1997
- Recorded a hit in a ML-best 129 of 162 games (80.1%)
- Led MLB with 42 leadoff hits
- Defensively, started games at 2nd base (76), RF (53), CF (16), 1st base (4) and LF (4)
- Was the recipient of the Joe Burke Special Achievement Award and was the "Good Guy" Award winner by the Kansas City chapter of the BBWAA
- Was KC's Heart and Hustle Award winner
- Hit safely in his first 11 games to extend his hitting streak to 31 games, the longest streak in KC history (9/10/18-4/10/19)
- Named KC Player of the Month for May and June
- Had a career-high 6 RBI on 6/18 at SEA
- Entered as a defensive replacement in CF in the All-Star Game on 7/9 at Progressive Field
- Hit 2 inside-the-park HR: 7/16 vs CWS and 8/9 at DET
- Had a streak of 135 consecutive games without back-to-back hitless contests from 9/7/18-8/2/19, the 2nd-longest such streak in the AL since 1946
- Played in his 500th career game on 8/7 at BOS

2018

- Named the Les Milgram Player of the Year by the Kansas City chapter of the BBWAA
- Was KC's finalist for the Hank Aaron Award
- Started 157 of KC's 162 games, including starts at 2nd base (107), CF (27), DH (10), RF (7), 1st base (5) and LF (1)
- Became the third player since 1945 to lead MLB in both hits (192) and SB (45), joining Dee Gordon (2015) and Ichiro Suzuki (2001)
- Became the seventh AL player (8th time) since 1935 with a 40-double/40-steal season
- Had a career-high 5 hits on 7/8 vs BOS
- Led the AL with 83 hits after the All-Star break for the second straight season
- Named KC Player of the Month for August after scattering 39 hits over 28 games (.358 AVG, 109 AB)
- Clubbed his first career walk-off HR on 9/1 vs BAL (Mychal Givens)
- Ended the season on a career-high 20-game hitting streak during which he slashed .318/.379/.482

2017

- Played 145 games for KC; defensively, made 131 starts at 2nd base, 8 starts in RF and 4 starts in LF
- Became the first KC player to lead the AL (4th in MLB) in SB (34) since Johnny Damon (46) in 2000
- Finished T-3rd in the AL with 6 triples and T-4th with 23 infield hits
- His 94 hits after the All-Star break led the AL
- Had a 19-game hitting streak from 5/13-6/4, tied for the longest such streak in the AL with José Altuve
- Registered his first multi-HR game on 7/23 vs CWS
- Homered in both ends of a doubleheader on 8/6 vs SEA

2016

- Played in 81 games for KC, making 55 starts at 2nd base, 11 starts in LF, 3 starts in RF, 3 starts at 3rd base and 1 start at 1st base
- Among AL rookies (min. 300 AB), ranked T-2nd in doubles (22), 3rd in AVG (.283) & OBP (.323) and 4th in multi-hit games (27)
- Made his ML debut on 5/18 vs BOS (gm 2) and singled off David Price for his first ML hit
- Hit in 30 of his first 34 ML games
- Recorded a hit in each of his first 18 home games, the 3rd-longest streak to begin a career since 1913
- Clubbed his first HR on 6/13 vs CLE

2015

- Appeared at every position except pitcher and catcher with Omaha (AAA)
- Led all KC minor leaguers in hits (144), runs (83), at-bats (544) and games played (135)
- Finished T-4th in the Pacific Coast League in hits & stolen bases and was 5th in runs scored
- Hit in 18 straight games from 4/16-5/4 (.370, 27-73)

2014

- Named George Brett Hitter of the Year (KC's top offensive player) and Omaha Player of the Year
- Finished 65 AB shy from qualifying for the PCL batting title (.340 AVG)
- Hit safely in all 10 of Omaha's postseason games (.386 AVG, 3 HR)
- Named an MiLB.com Organization All-Star
- Named a Texas League midseason All-Star
- Had 41 doubles between Northwest Arkansas (AA) and Omaha, T-6th among all of Minor League Baseball

2013

- Spent the season with Northwest Arkansas in KC's system
- Named Texas League Player of the Week, 6/24-30, after slashing .688/.688/.875 (1.563 OPS) with 9 RBI
- Defensively, appeared at LF (39 G, 36 GS), 2nd base (32 G, 29 GS), RF (20 G, 19 GS), 1st base (4 GS), 3rd base (1 GS), CF (1 G) and pitcher (1 G, 1.0 IP)
- His 17 SB led the club

2012

- Named Wilmington (A) Player of the Year
- Hit .258 with 20 doubles, 3 triples, 8 HR and 59 runs for Wilmington before earning a promotion to Northwest Arkansas for the final month of the season
- Was T-7th in the Carolina League in SB (25)
- His 28 combined SB ranked 2nd among all KC minor leaguers

2011

- Played 126 games for Wilmington in his first full season in KC's organization
- Named a Carolina League midseason All-Star
- Had a 14-game hitting streak from 7/18-8/2
- Defensively, made 54 starts in LF, 40 starts at 2nd base and 30 starts in CF

2010

- Spent his first professional season with Burlington (A)
- Had multiple hits in each of his first 2 games
- Made starts at each outfield position

PERSONAL

Whitley David Merrifield... Married, wife's name is Jordan... Attended University of South Carolina... 2007 graduate of Davie County High School (NC)... Earned all-state selections his junior and senior years of high school... Earned SEC All-Freshman honors in 2008... Helped lead the Gamecocks to the 2010 College World Series title, driving in the winning run in the championship game with a single in the 11th inning... Named Earnest Brooks Co-Male Athlete of the Year during his junior season in 2010... Competed in the Japanese Game Show Sports Danshi Grand Prix during the 2017 offseason... Participated in several community projects in 2018, including a Special Olympics Clinic and hosting Gold Star families at Kauffman Stadium... **Hobby:** Golf... **Signed by:** Casey Fahy



WHIT MERRIFIELD'S CAREER STATISTICS

YEAR	CLUB	AVG	G	AB	R	H	2B	3B	HR	RBI	SH	SF	HP	BB	SO	SB	CS	OBP	SLG	OPS	E
2010	Burlington	.253	47	186	24	47	8	3	5	26	4	1	3	15	42	5	3	.317	.409	.726	1
2011	Wilmington	.262	126	477	74	125	30	3	5	36	10	4	4	52	89	24	14	.337	.369	.706	6
2012	Wilmington	.253	101	380	59	96	20	3	8	36	9	5	4	41	70	25	4	.328	.384	.712	7
	NW Arkansas	.260	24	96	12	25	2	1	1	8	1	1	0	8	19	3	2	.314	.333	.647	2
2013	NW Arkansas	.270	94	322	31	87	20	5	3	43	5	2	2	22	57	17	7	.319	.391	.710	7
2014	NW Arkansas	.278	44	162	22	45	13	1	5	20	4	1	1	22	27	5	4	.366	.463	.829	5
	Omaha	.340	76	321	57	109	28	3	3	29	2	3	2	17	52	11	7	.373	.474	.847	2
2015	Omaha	.265	135	544	83	144	29	5	5	38	4	3	4	39	66	32	9	.317	.364	.681	11
2016	Omaha	.266	69	274	46	73	19	0	8	29	2	4	2	22	55	20	2	.321	.423	.744	5
	KANSAS CITY	.283	81	311	44	88	22	3	2	29	1	1	0	19	72	8	3	.323	.392	.715	5
2017	Omaha	.412	9	34	6	14	4	0	3	9	0	1	1	1	4	1	1	.432	.794	1.226	0
	KANSAS CITY	.288	145	587	80	169	32	6	19	78	1	7	6	29	88	*34	8	.324	.460	.784	12
2018	KANSAS CITY	.304	158	632	88	*192	43	3	12	60	2	6	6	61	114	*45	10	.367	.438	.805	7
2019	KANSAS CITY	.302	#162	*681	105	*206	41	#10	16	74	0	4	5	45	126	20	*10	.348	.463	.811	11
2020	KANSAS CITY	.282	#60	*248	38	70	12	0	9	30	0	1	4	12	33	12	3	.325	.440	.765	3
2021	KANSAS CITY	.277	#162	*664	97	184	#42	3	10	74	0	#12	4	*40	103	40	4	.317	.395	.712	8
2022	KANSAS CITY	.240	95	383	51	92	23	1	6	42	0	7	0	30	61	15	3	.290	.352	.642	4
	TORONTO	.281	44	121	19	34	5	0	5	16	0	1	0	8	24	1	2	.323	.446	.769	0
	KC/TOR	.250	139	504	70	126	28	1	11	58	0	8	0	38	85	16	5	.298	.375	.673	4
2023	TORONTO	.272	145	547	66	149	27	0	11	67	0	6	3	36	101	26	10	.318	.382	.700	5
	Minors Totals	.274	725	2796	414	765	173	24	46	274	41	25	23	239	481	143	53	.333	.402	.735	46
ML	Totals	.284	1052	4174	588	1184	247	26	90	470	4	45	28	280	722	201	53	.330	.420	.750	55

* League leader
Tied for league lead

MERRIFIELD'S WILD CARD SERIES STATISTICS

YEAR	CLUB, OPP	AVG	G	AB	R	H	2B	3B	HR	RBI	SH	SF	HB	BB	SO	SB	CS	OBP	SLG	OPS	E
2022	TOR, SEA	.200	2	5	0	1	0	0	0	0	0	0	1	0	0	0	0	.333	.200	.533	0
2023	TOR, MIN	.000	2	1	0	0	0	0	0	0	0	0	1	0	0	0	0	.500	.000	.500	0
WC	Totals	.167	4	6	0	1	0	0	0	0	0	0	1	0	0	0	0	.375	.167	.542	0

MERRIFIELD'S ALL-STAR GAME STATISTICS

YEAR	CLUB, SITE	AVG	G	AB	R	H	2B	3B	HR	RBI	SH	SF	HP	BB	SO	SB	CS	OBP	SLG	OPS	E
2019	AL, CLE	.000	1	2	0	0	0	0	0	0	0	0	0	0	1	0	0	.000	.000	.000	0
2021	AL, COL	.000	1	2	0	0	0	0	0	0	0	0	0	1	0	0	0	.000	.000	.000	0
2023	AL, SEA	.500	1	2	0	1	0	0	0	0	0	0	0	0	0	0	0	.500	.500	1.000	0
ASG	Totals	.167	3	6	0	1	0	0	0	0	0	0	0	0	2	0	0	.167	.167	.334	0

MERRIFIELD'S CAREER TRANSACTIONS

- Selected by Kansas City Royals in 9th round of 2010 MLB Draft
- Traded to Toronto Blue Jays in exchange for Max Castillo (rhp) and Samad Taylor (inf/of), August 2, 2022
- Signed by Philadelphia as a free agent, February 19, 2024

MERRIFIELD'S CAREER FIELDING

POSITION	PCT	G	PO	A	E	TC	DP
First base	.989	15	82	6	1	89	11
Second base	.984	718	1180	1751	47	2978	454
Third base	.909	6	1	9	1	11	2
Outfield	.991	365	676	14	6	696	2
Pitcher	---	1	0	0	0	0	0

MERRIFIELD'S GAME HIGHS

HITS: 5 – 7/18/18 vs BOS... **RUNS:** 4 – 5/11/22 at TEX... **DOUBLES:** 3 – 9/6/17 at DET... **TRIPLES:** 2 – 5/2/19 vs TB... **HOME RUNS:** 2 – 4 times, last: 7/6/23 at CWS... **RBI:** 6 – 6/18/19 at SEA... **WALKS:** 3 – 2 times, last: 7/3/22 at DET... **STOLEN BASES:** 3 – 6 times, last: 5/13/23 vs ATL... **HITTING STREAK:** 31 games – 9/10/18-4/10/19

MERRIFIELD'S NOTABLE HOMERS

GRAND SLAMS: 2 – 5/7/19 at HOU (Framber Valdez); 8/25/21 at HOU (Cristian Javier)... **INSIDE-THE-PARK HR:** 2 – 7/16/19 vs CWS (Dylan Cease); 8/9/19 at DET (Edwin Jackson)... **LEADOFF HR:** 15 – 7/4/17 at SEA (Félix Hernández); 7/25/17 at DET (Michael Fulmer); 8/24/17 vs COL (Germán Márquez); 7/2/18 vs CLE (Corey Kluber); 8/26/18 vs CLE (Shane Bieber); 9/10/18 vs CWS (Lucas Giolito); 8/9/19 at DET (Edwin Jackson); 8/11/19 at DET (Daniel Norris); 9/12/20 vs PIT (Trevor Williams); 6/4/21 vs MIN (Matt Shoemaker); 6/29/21 at BOS (Nick Pivetta); 8/28/21 at SEA (Tyler Anderson); 5/23/22 at ARI (Zach Davies); 7/6/22 at HOU (Cristian Javier); 8/4/23 at BOS (James Paxton)... **PINCH HR:** 1 – 8/2/18 at CWS (Xavier Cedeño)... **WALK-OFF HR:** 1 – 9/1/18 vs BAL (Mychal Givens)



SIMÓN MUZZIOTTI

Outfielder

40

@smuzziotti02

B-T: L-L

HT: 6-1; **WT:** 200

OPENING DAY AGE: 25

BORN: December 27, 1998, Cumaná, VZ

RESIDES: Maturín, VZ

ML SERVICE: 56 days

HOW OBTAINED: Signed by Phillies as a minor league free agent,
7/5/16

Non-Roster Invitee

2023

- Spent the entire season with Lehigh Valley (AAA)
- Named an MiLB.com Organization All-Star
- Led all Phillies minor leaguers with 140 hits, a mark tied for 5th in the International League
- Defensively, played 82 games (78 starts) in LF, 37 games (34 starts) in CF and made 2 starts in RF
- Slashed .296/.358/.404 with a .762 OPS, 7 HR, 61 RBI and 26 stolen bases

2022

- Was recalled on 4/8 from Reading (AA) and made his ML debut (defensive replacement in CF in 9th inning) on 4/11 vs NYM
- Had 2 stints on Phillies active roster: 4/8-21 and 8/3
- On 8/26, was recalled from Lehigh Valley and placed on the 60-day IL with a partial tear of his right patellar tendon
- Started 3 games with the Phillies, all in CF
- Collected both his first ML hit (single off Pablo Lopez) and his first OF assist on 4/15 at MIA
- Also appeared in games for Florida Complex League Phillies (R) and Clearwater (A)
- Following the season, was named the No. 8 prospect in the Phillies minor league system by *Baseball America*

2021

- Did not appear in a spring training game due to visa issues
- Was on the restricted list, 3/25-8/30
- First appeared in a game on 8/31 with the FCL Phillies (R)
- Joined Clearwater on 9/2 and was promoted to Jersey Shore (A) on 9/7
- Promoted to Reading on 9/14 and to Lehigh Valley on 9/22
- Posted a .296/.375/.380 slash line in 20 combined games (83 PA)
- After the season, appeared in 20 games with Peoria in the Arizona Fall League, posting a .398 OBP with more walks (15) than strikeouts (13)
- Also played for Zulia in the Venezuelan Winter League
- Following the season, was named the No. 10 prospect in the Phillies minor league system by *Baseball America*

2020

- Hit .375 (3-8) with 2 RBI and 1 walk in 4 spring training games
- Following the season, was named the No. 8 prospect in the Phillies minor league system by *Baseball America*
- Participated in Florida Instructional League

2019

- Selected as a Florida State League midseason and postseason All-Star
- Started in CF and batted leadoff for the North squad in the FSL All-Star Game
- Ranked 5th in the FSL in AVG (.287) and hits (122)
- Spent the entire season with Clearwater
- Slashed .314/.365/.407 against RHP
- Hit .312 (44-141) with runners on base
- Defensively, made starts in LF (6), CF (80) and RF (16)
- Was on the IL, 5/23-6/2, with a concussion
- Following the season, was rated as the best defensive outfielder in the Phillies minor league system by *Baseball America*

2018

- Began season with Lakewood (A), where he led the club with 18 steals
- Was on the IL, 4/18-6/26 (left index finger fracture); included a rehab stint at Gulf Coast League Phillies East (R)
- Hit .330 (31-94) against LHP at Lakewood
- Had 7 outfield assists, all with Lakewood
- Participated in FIL

2017

- Began season with Clearwater
- Transferred to GCL Phillies on 6/26 for the remainder of the season
- Led the GCL in triples (6)
- Hit .333 (16-48) in his first 11 games with GCL Phillies
- Hit .291 (32-110) against RHP

2016

- Began professional career with Dominican Summer League Red Sox-1 (R), reaching base safely in 14 of his 17 games
- Signed by Phillies on 7/5 after his contract with BOS organization was voided (international signing ban) and assigned to DSL Phillies-1 (R)
- Participated in FIL

PERSONAL

Simón José Muzziotti (see-MOHN moo-zee-AH-tee)...

Hobby: Playing video games... **Signed by:** Claudio Scerrato

SIMÓN MUZZIOTTI'S CAREER STATISTICS

YEAR	CLUB	AVG	G	AB	R	H	2B	3B	HR	RBI	SH	SF	HP	BB	SO	SB	CS	OBP	SLG	OPS	E
2016	DSL Red Sox-1	.317	17	60	9	19	2	1	0	10	0	1	0	4	6	1	1	.354	.383	.737	0
	DSL Phillies-1	.231	37	143	12	33	4	1	0	12	2	0	0	11	10	7	3	.286	.273	.559	1
2017	Clearwater	.286	2	7	2	2	0	0	0	0	0	0	0	2	1	0	0	.286	.286	.572	0
	GCL Phillies	.269	33	134	20	36	4	*6	0	14	0	0	0	7	8	8	3	.305	.388	.693	1
2018	Lakewood	.263	68	278	33	73	12	2	1	20	5	1	1	14	40	18	4	.299	.331	.630	1
	GCL Phillies-E	.091	6	22	2	2	0	0	0	2	0	0	0	2	1	1	0	.167	.091	.258	0
2019	Clearwater	.287	110	425	52	122	21	3	3	28	5	2	1	32	60	21	12	.337	.372	.709	2
2020	Did not play																				
2021	FCL Phillies	.333	1	3	1	1	1	0	0	0	0	0	0	0	1	0	0	.333	.667	1.000	0
	Clearwater	.300	3	10	1	3	0	1	0	1	0	0	0	1	2	0	1	.364	.500	.864	0
	Jersey Shore	.412	4	17	4	7	1	0	0	3	0	0	0	2	2	0	0	.474	.471	.944	0
	Reading	.313	4	16	1	5	2	0	0	6	1	0	0	1	2	0	0	.353	.438	.790	0
	Lehigh Valley	.200	8	25	2	5	0	0	0	2	2	0	0	5	4	2	0	.333	.200	.533	0
2022	PHILLIES	.143	9	7	0	1	0	0	0	0	1	0	1	0	2	0	0	.250	.143	.393	1
	Reading	.259	38	143	23	37	5	4	5	20	0	3	0	19	31	7	3	.339	.455	.794	1
	FCL Phillies	.000	1	2	0	0	0	0	0	0	0	0	0	0	0	0	0	.000	.000	.000	0
	Clearwater	.000	2	8	0	0	0	0	0	0	0	0	0	1	4	0	0	.111	.000	.111	0
	Lehigh Valley	.313	5	16	2	5	0	0	0	0	0	0	0	2	3	1	0	.389	.313	.702	0
2023	Lehigh Valley	.296	124	473	67	140	22	4	7	61	1	3	2	45	81	26	12	.358	.404	.762	5
Minors Totals		.275	463	1782	231	490	74	22	16	179	16	10	4	146	257	93	39	.330	.368	.698	11
ML	Totals	.143	9	7	0	1	0	0	0	0	1	0	1	0	2	0	0	.250	.143	.393	1

* League leader

2024 PHILLIES

MUZZIOTTI'S CAREER TRANSACTIONS

- Signed by Boston Red Sox as an amateur free agent, July 2, 2015 (later voided)
- Signed by Philadelphia as a minor league free agent, July 5, 2016
- On injured list with a partial tear of the right patellar tendon, August 26, 2022 through the remainder of the season

MUZZIOTTI'S CAREER FIELDING

POSITION	PCT	G	PO	A	E	TC	DP
Outfield	.909	8	9	1	1	11	0

MUZZIOTTI'S GAME HIGHS

HITS: 1 – 4/15/22 at MIA... **RUNS:** None... **DOUBLES:** None... **TRIPLES:** None... **HOME RUNS:** None... **RBI:** None... **WALKS:** None... **STOLEN BASES:** None... **HITTING STREAK:** N/A



NICK NELSON

Right-Handed Pitcher

57

@nick_nelson16

B-T: R-R

HT: 6-1; **WT:** 215

OPENING DAY AGE: 28

BORN: December 5, 1995, Panama City, FL

RESIDES: Wesley Chapel, FL

ML SERVICE: 2 years, 85 days

HOW OBTAINED: Acquired from New York Yankees with Donny Sands for T.J. Rumfield and Joel Valdez, 11/19/21

2023

- Started the year on the 15-day IL with a left hamstring strain
- Began a rehab assignment with Clearwater (A) and posted 2 scoreless starts (4.2 IP total) on 4/18 and 4/22
- Had his rehab assignment transferred to Reading (AA) on 4/26 and made 2 starts before being activated from the IL and optioned to Reading on 5/3
- Combined to go 7-3, 4.00 ERA (49 ER, 110.1 IP) in 23 starts between Reading and Lehigh Valley (AAA)
- Recalled by the Phillies on 10/1 for his lone ML stint of the year and allowed 1 ER at NYM in a career-high 5.1 IP, the most innings pitched by a Phils reliever in 2023
- After the season, was a part of the club's stay-ready camp in Clearwater for the duration of the postseason

2022

- Made Phillies Opening Day roster and spent entire season with the club, leading all club relievers in innings (68.2) and tossing 2.0 innings or more in 18 of his 47 appearances
- Set career highs in innings, games and SO (69)
- Posted a career-best 8.2-inning scoreless streak, 6/26-7/10
- Recorded his first ML save on 9/9 vs WSH (0.1 IP), becoming the ninth different Phillies pitcher to record a save
- Made Philadelphia's NLDS and WS rosters, appearing in one postseason game (1.0 scoreless IP in Game 3 of the WS vs HOU)

2021

- Made his first career Opening Day roster with NYY
- Had 6 stints with NYY (4/1-25, 5/27, 5/30-6/4, 7/6-23, 8/7-8 and 8/9-18) and spent the rest of the season with Scranton/Wilkes-Barre (AAA)
- Made his first ML start, 4/16 vs TB
- Struck out 22 batters in 14.1 IP (13.81 SO/9.0 IP)

2020

- Attended ML spring training with NYY and began season at their alternate training site
- Was recalled by NYY on 7/26, his first of 2 ML stints
- Made his ML debut on 8/1 vs BOS, earning the win with 3.0 scoreless IP in relief
- Struck out the first batter he faced in his ML debut

- Became the first NYY pitcher ever to throw at least 3.0 hitless innings and earn a win in his ML debut
- Made his postseason debut in Game 2 of the ALDS at TB and tossed 2.0 scoreless innings over his 2 postseason appearances

2019

- Went 8-3 with a 2.81 ERA (28 ER, 89.2 IP), 114 SO and 6 HR allowed in 18 games (17 starts) across 3 levels
- His 2.81 ERA ranked 3rd among all pitchers in the NYY organization
- Began season with Trenton (AA), where he posted a 2.35 ERA (17 ER, 65.0 IP) and averaged 11.49 SO/9.0 IP (83 SO)
- On the IL, 4/17-5/31 (right shoulder strain) and then made one start with Tampa (A) before rejoining Trenton
- Was promoted to Scranton/Wilkes-Barre on 8/13 for the remainder of the season

2018

- His 144 strikeouts were 2nd among all NYY minor leaguers
- Began season with Charleston (A)
- Struck out a professional-high 12 batters, 4/13 vs Kannapolis
- Was transferred to Tampa on 5/5 and was promoted for stints with Trenton, 7/21-22 and 8/25-remainder of the season
- Between the 3 levels, combined to go 8-6 with a 3.55 ERA (48 ER, 121.2 IP) and just 3 HR allowed

2017

- Spent entire season with Charleston
- Was on the IL, 4/23-5/4 (left hamstring strain) and 6/1-15 (left abdomen strain)

2016

- Began pro career with Pulaski (R)

PERSONAL

Nicholas B. Nelson... Married, wife's name is Abigail; has one daughter, Hynleigh Kay... 2014 graduate of Rutherford High School (FL)... Attended Gulf Coast State College (FL) in 2015-16 and had committed to play at the University of Florida before signing with NYY... **Signed by:** Michael Wagner

NICK NELSON'S CAREER STATISTICS

YEAR	CLUB	W-L	ERA	G	GS	CG	SHO	SV	IP	H	R	ER	HR	HB	BB	SO	WP	BK	AVG
2016	Pulaski	0-3	3.38	10	10	0	0	0	21.1	14	14	8	0	6	22	19	3	1	.200
2017	Charleston	3-#12	4.56	22	22	0	0	0	100.2	103	54	51	5	12	50	110	16	1	.270
2018	Charleston	1-1	3.65	5	5	0	0	0	24.2	18	10	10	1	2	7	35	2	0	.198
	Tampa	7-5	3.36	18	17	0	0	0	88.1	69	37	33	1	4	47	99	11	0	.214
	Trenton	0-0	5.19	3	3	0	0	0	8.2	10	6	5	1	0	9	10	3	0	.278
2019	Trenton	7-2	2.35	13	12	1	0	0	65.0	48	18	17	4	5	35	83	6	1	.206
	Tampa	0-0	0.00	1	1	0	0	0	3.2	4	0	0	0	0	1	7	0	0	.286
	Scranton/W-B	1-1	4.71	4	4	0	0	0	21.0	20	11	11	2	0	7	24	1	0	.247
2020	NEW YORK-AL	1-0	4.79	11	0	0	0	0	20.2	20	13	11	4	0	11	18	0	0	.256
2021	NEW YORK-AL	0-2	8.79	11	2	0	0	0	14.1	15	16	14	0	3	16	22	5	0	.263
	Scranton/W-B	3-4	3.81	29	5	0	0	1	52.0	50	31	22	6	2	29	62	13	0	.250
2022	PHILLIES	3-2	4.85	47	2	0	0	1	68.2	66	38	37	1	4	36	69	*13	0	.257
2023	Clearwater+	0-0	0.00	2	2	0	0	0	4.2	3	0	0	0	0	5	0	0	0	.176
	Reading	0-0	1.38	3	3	0	0	0	13.0	12	3	2	0	1	1	12	1	0	.250
	Lehigh Valley	7-3	4.35	20	20	0	0	0	97.1	102	48	47	13	8	42	75	2	0	.274
	PHILLIES	1-0	1.69	1	0	0	0	0	5.1	2	1	1	1	0	2	3	0	0	.111
Minors Totals		29-31	3.71	130	104	1	0	1	500.1	453	232	206	33	40	250	541	58	3	.243
AL	Totals	1-2	6.43	22	2	0	0	0	35.0	35	29	25	4	3	27	40	5	0	.259
NL	Totals	4-2	4.62	48	2	0	0	1	74.0	68	39	38	2	4	38	72	13	0	.247
ML	Totals	5-4	5.20	70	4	0	0	1	109.0	103	68	63	6	7	65	112	18	0	.251

* League leader
Tied for league lead
+ Rehab assignment

NELSON'S WILD CARD SERIES STATISTICS

YEAR	CLUB, OPP	W-L	ERA	G	GS	CG	SHO	SV	IP	H	R	ER	HR	HB	BB	SO	WP	BK	AVG
2020	NY, CLE	Did not pitch																	

NELSON'S DIVISION SERIES STATISTICS

YEAR	CLUB, OPP	W-L	ERA	G	GS	CG	SHO	SV	IP	H	R	ER	HR	HB	BB	SO	WP	BK	AVG
2020	NY, TB	0-0	0.00	2	0	0	0	0	2.0	1	0	0	0	0	0	2	0	0	.143
2022	PHI, ATL	Did not pitch																	
DS	Totals	0-0	0.00	2	0	0	0	0	2.0	1	0	0	0	0	0	2	0	0	.143

NELSON'S WORLD SERIES STATISTICS

YEAR	CLUB, OPP	W-L	ERA	G	GS	CG	SHO	SV	IP	H	R	ER	HR	HB	BB	SO	WP	BK	AVG
2022	PHI, HOU	0-0	0.00	1	0	0	0	0	1.0	0	0	0	0	0	2	0	0	0	.000

NELSON'S CAREER TRANSACTIONS

- Selected by San Francisco Giants in 31st round of 2014 MLB Draft, but did not sign
- Selected by New York Yankees in 4th round of 2016 MLB Draft
- Traded to Philadelphia with Donny Sands (c) for T.J. Rumfield (inf) and Joel Valdez (lhp), November 19, 2021
- On injured list with a left hamstring strain, March 27-May 2, 2023; included rehab assignments to Clearwater, April 18-25, and Reading, April 26-May 2

NELSON'S CAREER FIELDING

POSITION	PCT	G	PO	A	E	TC	DP
Pitcher	.857	70	4	8	2	14	0

NELSON'S GAME HIGHS

LOW-HIT CG: N/A... **SHUTOUTS:** N/A... **STRIKEOUTS:** 5 – 5/27/22 at NYM... **WALKS:** 3 – 3 times, last: 4/15/22 at MIA...
LONGEST OUTING: 5.1 inn. – 10/1/23 at NYM... **WINNING STREAK:** 2 games – 6/26-7/7/22... **LOSING STREAK:** 2 games – 4/1-16/21... **SCORELESS STREAK:** 8.2 inn. – 6/26-7/10/22



AARON NOLA

Right-Handed Pitcher

27

@AaronNola027

B-T: R-R

HT: 6-2; **WT:** 200

OPENING DAY AGE: 30

BORN: June 4, 1993, Baton Rouge, LA

RESIDES: St. Petersburg, FL

ML SERVICE: 8 years, 76 days

HOW OBTAINED: Selected by Phillies in 1st round (7th overall) of 2014 MLB Draft

CONTRACT STATUS: Signed a seven-year contract on 11/20/23, taking him through 2030

2023

- Among all NL pitchers, was T-4th in starts (32), T-5th in IP (193.2), 6th in OPP OBP (.283), SO/BB ratio (4.49) & BB% (5.7%), 7th in WHIP (1.15) and T-8th in SO (202)
- Made his sixth straight Opening Day start, joining Robin Roberts and Steve Carlton as the only Phillies pitchers to do so
- Ended the season with 1,582 career SO which is 5th-most on the Phillies all-time list; surpassed Curt Schilling (1,554) on 9/2 at MIL to reach 5th place
- Finished the year with 33.9 fWAR for his career, surpassing Curt Simmons (33.5) for the 6th-most fWAR among Phillies pitchers
- Posted his fifth straight season with 200 SO (not including 2020) and became the first pitcher in franchise history to post at least 5 straight full seasons with 200 SO and the 22nd in ML history
- Has the 2nd-most 200-strikeout seasons in franchise history, trailing only Steve Carlton (7)
- Recorded the 30th double-digit SO game of his career on 7/4 at TB (12 SO) and is now in sole possession of 3rd place in club history
- Finished 5th in National League Gold Glove voting
- Tied his career high for SO in a game with 12 on 6/5 vs DET and 7/4 at TB
- Recorded his fifth season with double-digit wins (12) and became the 19th Phillies pitcher to record at least 5 seasons with double-digit wins
- Went at least 6.0 IP in 22 of his 32 starts (69%), which was T-4th most instances in the National League
- Had 2 starts in which he went 7.0 IP and allowed only 1 hit (6/5 vs DET & 8/27 vs STL), marking the first time in his career he had multiple such starts in a single season
- On 6/5 vs DET, carried a no-hitter through 6.0 innings and surrendered his first hit with 2 outs in the 7th inning (Maton HR)
- Made 19 starts in which he walked 1 or no batters, which was T-7th most in the NL
- Posted the 3rd-lowest BB percentage of any season in his career (5.7%; 45 BB, 793 BF)
- On 8/27 vs STL, earned the 50th home win of his career and became the eighth Phillies pitcher to record 50 home wins; joined Cole Hamels as the only other Phillie to do so at Citizens Bank Park
- His 3.29 ERA (32 ER, 87.2 IP) at home ranked 9th in the NL
- Made 32 starts for the third consecutive season
- Started 4 postseason games and went 3-1, 2.35 ERA (6 ER, 23.0 IP) with 23 strikeouts to 4 walks (5.75 SO/BB ratio)
- Won each of his first 3 postseason starts and posted an 0.96 ERA (2 ER, 18.2 IP) in that span
- Earned the win to clinch the Phillies' 2-game sweep in the NLWCS vs MIA on 10/4; tossed a postseason career-high 7.0 scoreless innings with 3 hits allowed

NOLA PHAST PHACTS

- 2022 All-MLB Second Team
- 2018 NL All-Star
- 3rd in 2018 NL Cy Young Award voting
- 2019 NL Gold Glove Award finalist
- 200+ strikeout seasons in 2018-19, 2021-23 (each of last 5 fully-scheduled seasons)

2022

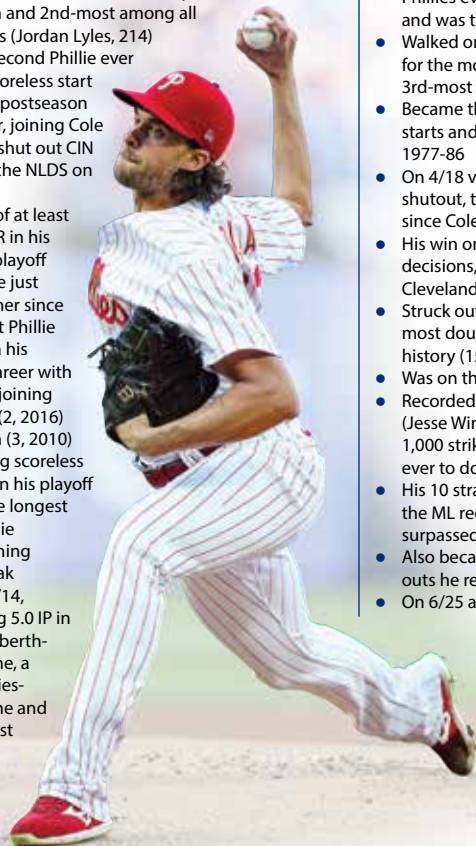
- Among all ML pitchers, was 1st in fWAR (6.3) & SO/BB (8.10), T-1st in SHO (1), 2nd in IP (205.0), BB % (3.6) & BB/9.0 IP (1.27), T-3rd in CG (2), 4th in SO (235), T-5th in starts (32), 6th in bWAR (4.0), 7th in WHIP (0.96), SO % (29.1) & OPP OBP (.256) and 9th in SO/9.0 IP (10.32)
- Struck out a career-best 235 batters and issued just 29 walks, joining Jim Whitney (270 SO, 27 BB, 336.0 IP for 1884 Boston Beaneaters) as the only pitchers ever with 220 or more strikeouts and fewer than 30 walks in a season
- Named All-MLB Second Team, his first career All-MLB selection
- Led all pitchers with 6.3 fWAR, becoming the first Phillie to lead all pitchers in fWAR since Roy Halladay in 2011
- His 8.10 SO/BB was the best ever by a qualifying Phillies pitcher and the 18th-best in ML history
- Surpassed 220 strikeouts for the fourth straight fully-scheduled season (2018-19, 2021-22), becoming the only Phillie with four 220-strikeout seasons before age 30; only Steve Carlton (6) had more at any age, and never in 4 straight fully-scheduled seasons
- Walked one or zero batters in 25 of his 32 starts, the most such starts in the NL and T-2nd in MLB
- Became the first pitcher in MLB history with 5 straight calendar months (April-August) with 5 or fewer walks and at least 30 strikeouts
- Surpassed 200.0 IP for the third time (others: 2018-19) and made 30 or more starts for the fourth straight fully-scheduled season
- Made his fifth straight Opening Day start, becoming the third Phillie ever to make 5 straight, joining Robin Roberts (12, 1950-61) and Steve Carlton (10, 1977-86)
- Walked 2 or fewer in 27 straight starts, 4/18-9/17
- On 5/15 at LAD, passed Jim Bunning (1,197) for 7th place on the Phillies all-time strikeout list
- Faced 133 consecutive batters without issuing a walk, 5/21-6/18, the 4th-longest single-season streak by Phillies pitcher in the expansion era (since 1961)
- Had a streak of 13 straight starts pitching 6.0 innings or more, 5/26-8/13, the longest by a Phillie since Cliff Lee in 2013 (13)

NOLA'S RANKINGS AMONG MLB PITCHERS SINCE 2018

1st in starts (175)
2nd in innings pitched (1065.1)
3rd in strikeouts (1209)
T-3rd in shutouts (3)
5th in bWAR (26.0)
5th in fWAR (25.5)
5th in xFIP (3.32)*
5th in WHIP (1.09)*
T-5th in wins (66)
T-5th in complete games (5)
7th in SO/BB (4.41)*
7th in SO% (28.0)*
9th in FIP (3.38)*

*min. 750.0 IP

- Pitched at least 7.0 innings in 8 straight starts, 5/26-7/17, which included 3 scoreless starts of at least 8.0 IP from 6/8-7/17
- Had a 12.0-inning scoreless streak, 6/8-13
- Posted a 2.52 ERA (28 ER, 100.0 IP), 0.94 WHIP, 12 BB (1 IBB), 106 SO in 15 starts from 6/8-8/25
- Was on the restricted list, 7/12-13
- Tossed his fourth career complete game on 8/13 at NYM (L, 8.0 IP)
- On 8/25 vs CIN, threw his third career SHO (2nd 9.0-inn. SHO) and fifth complete game, striking out 11
- Recorded his 26th career double-digit strikeout game, 8/25 vs CIN, passing Jim Bunning for 4th in franchise history; overall, had 5 double-digit strikeout games, bringing his career total to 27
- His 199th career start, 9/11 vs WSH, moved him into 10th on the club's all-time list, passing Dick Ruthven and Tully Sparks; it was also his 100th start at CBP
- Made his 200th career start on 9/17 at ATL, making him the seventh Phillie to have his first 200 career starts with the club and just the 10th with 200 at any point
- Retired the first 20 batters he faced (6.2 IP) in the postseason clincher on 10/3 at HOU, the longest perfect game bid of his career
- Was the first Phillies pitcher to retire the first 20 batters of a game since Roy Halladay in his perfect game on 5/29/10 at FLA and was the first to start a postseason clincher since Halladay in 2011, also at HOU
- Made his first career postseason start in Game 2 of the NLWCS at STL; held them scoreless for 6.2 IP and earned the win in the series-clinching game
- His 203 starts before a postseason start were most ever by a Phillie whose whole career was spent with the team and 2nd-most among all active pitchers (Jordan Lyles, 214)
- Became the second Phillie ever to deliver a scoreless start in a potential postseason series clincher, joining Cole Hamels, who shut out CIN in Game 3 of the NLDS on 10/10/10
- With 2 starts of at least 6.0 IP and 0 ER in his first 2 career playoff starts, became just the third pitcher since 1992 (and first Phillie ever) to begin his postseason career with 2 such starts, joining Corey Kluber (2, 2016) and Matt Cain (3, 2010)
- His 11.2-inning scoreless streak to begin his playoff career was the longest ever by a Phillie
- Had a 19.1-inning scoreless streak from 9/28-10/14, encompassing 5.0 IP in a postseason berth-clinching game, a Wild Card Series-clinching game and the Phillies' first home playoff game in 11 years



- Became 1 of 7 Phillies pitchers to start Game 1 of a World Series and joined Cole Hamels as the only Phillies 1st-round picks to do so
- Joined Zack Wheeler, Cole Hamels and Cliff Lee as the only Phillies to make at least 5 starts in a single postseason

2021

- Among all ML pitchers, was 4th in SO/BB (5.72), 6th in SO/9.0 IP (11.11) & BB % (5.2), T-6th in SHO (1), 7th in SO % (29.8) & BB/9.0 IP (1.94), 8th in SO (223), T-8th in starts (32) and T-9th in CG (1)
- Among NL pitchers, was 3rd in SO/9.0 IP & SO/BB, 4th in SO/9.0 IP & BB %, 5th in SO & BB/9.0 IP, T-5th in SHO, T-7th in CG, T-8th in starts, 9th in fWAR (4.5) and 10th in FIP (3.37)
- Recorded 220 or more strikeouts for the third straight full season (excluding shortened 2020 season)
- Joined Steve Carlton (6) and Jim Bunning (3) as the only Phillies ever to record 3 or more 220-strikeout seasons and was the youngest of the three (28) to do so
- Walked one or zero batters in 21 of his 31 starts, tied for the most such starts in the NL and tied for 3rd-most in MLB
- Became the fifth Phillie to make 4 straight Opening Day starts and the first since Steve Carlton made 10 straight, 1977-86
- On 4/18 vs STL, authored his first career 9.0-inning shutout, the first with 2 or fewer hits allowed by a Phillie since Cole Hamels' no-hitter, 7/25/15 at CHI
- His win on 4/18 vs STL gave him 59 wins in his first 100 decisions, the 2nd-most ever by a Phillie behind Grover Cleveland Alexander's 65
- Struck out 10 on 5/4 vs MIL, passing Cliff Lee for the most double-digit strikeout games in Citizens Bank Park history (15)
- Was on the COVID-related IL, 7/11-19
- Recorded his 1,000th career strikeout, 6/1 at CIN (Jesse Winker), becoming the ninth pitcher to record 1,000 strikeouts in a Phillies uniform and the fastest ever to do so (913.0 IP)
- His 10 straight strikeouts on 6/25 at NYM (gm 1) tied the ML record set by Tom Seaver on 4/22/70 vs SD and surpassed the previous Phillies record by 3
- Also became the first pitcher ever to have the first 10 outs he recorded via strikeout
- On 6/25 at NYM and 6/30 vs MIA, struck out 8 of the first 10 batters he faced, becoming the first Phillie in the expansion era (since 1961) to do so in consecutive games pitched in a season
 - His 12 strikeouts on 6/25 at NYM (gm 1) tied a career high and made him just the second Phillie to finish an outing of 5.1 IP or fewer with 12 or more strikeouts (other: Cole Hamels, 12 in 5.1 IP on 7/24/06)

- Struck out 21 batters in a 9.0-inning span, beginning with his start on 6/25 at NYM, gm 1 (12 SO in 5.1 IP) through the first 3.2 innings of his start on 6/30 vs MIA (9 SO)
- Faced his brother, Austin, 3 times (SO, pop-up, BB) on 8/21 at SD, marking the first time in Phillies history a pitcher faced his own brother who was a position player on the opposing team, and the first time a Phillie faced his own brother at all since pitcher Mike Maddux faced his brother, pitcher Greg Maddux, on 7/31/88
- Was perfect through 6.0 IP on 8/21 at SD before an error allowed the first runner to reach base in the 7th inning, marking the longest perfect game bid by a Phillie since Roy Halladay completed his perfect game on 5/29/2010 at MIA
- Reached 1,000.0 career innings on 9/7 at MIL, becoming the 37th Phillie ever to do so and the 27th in the modern era (since 1900)
- Struck out his 200th batter of the season on 9/12 vs COL, becoming the 2nd-fastest Phillie to reach 200 in a season (162.0 IP), one inning shy of Curt Schilling's record mark in 1997

2020

- Among ML starters, was T-1st in CG (2), T-2nd in SHO (1), 5th in SO (96), T-5th in starts (12), 6th in SO rate (33.2%) & SO/9.0 IP (12.11) and 9th in OPP AVG (.205)
- Among NL starters, was T-1st in CG, T-2nd in SHO, 3rd in SO, T-4th in starts, 6th in SO rate, 7th in SO/9.0 IP, 8th in IP (71.1) & OPP AVG, T-8th in quality starts (7) and 10th in H/9.0 IP (6.81)
- Had 4 double-digit strikeout starts, T-5th-most in MLB, and joined Shane Bieber as the only pitchers to strike out 10 or more in consecutive games multiple times
- Tied a career-high 12 strikeouts on 8/5 vs NYY (gm 2)
- On 8/10 vs ATL, recorded double-digit strikeouts in consecutive games for the second time in his career
- Had a 15.0-inning scoreless streak from 8/10-21 and an 11.0-inning scoreless streak, 8/26-9/1
- Had 40 strikeouts to 7 walks in his first 5 starts
- Had a streak of 21.0 consecutive scoreless innings pitched at home from the 2nd inning on 8/10 vs ATL through 9/1 vs WSH
- On 9/1 vs WSH, earned his 33rd win at home in his 50th decision, tying Steve Carlton's franchise record for most wins at home through 50 career decisions
- His complete game on 9/11 at MIA was the first of his career in his 136th start and his second came two starts later on 9/22 at WSH (gm 1)
- Became the first Phillie with a 7.0-inning or fewer complete game since Roy Halladay on 4/19/13 vs STL, the final of his career
- Went 3-1 with a 2.50 ERA (11 ER, 39.2 IP) in 6 home starts, and posted a 1.57 ERA (6 ER, 34.1 IP) in his first 5 home starts
- Had a streak of 12 straight Interleague starts allowing 2 or fewer runs end on 9/27 at TB

2019

- Among NL starters, was T-1st in starts (34), 4th in IP (202.1) and T-7th in SO (229)
- Became just the ninth Phillie (and the youngest of them at age 26) to have multiple 200-strikeout seasons in his career
- Has two of the four 200-strikeout seasons by Phillies age 26 or younger since 1912, joining Cole Hamels in 2010 and Brett Myers in 2005

- Secured two of the top 10 highest strikeout totals ever by a Phillies RHP, and is just the fourth different pitcher on the list (Curt Schilling, Jim Bunning, Grover Cleveland Alexander)
- Was a finalist for the Rawlings Gold Glove Award
- Made his second career and second consecutive Opening Day start
- At 25 years, 297 days, became the youngest Phillie to make consecutive Opening Day starts since 1963 (Art Mahaffey) and only the ninth pitcher who began his career with the Phillies to make consecutive Opening Day starts
- Had a franchise-record 34 straight starts allowing four runs or fewer end on 4/3 at WSH
- Made his 100th career start on 5/1 vs DET, becoming just the 58th pitcher to make 100 career starts for the Phillies
- His 3.46 ERA through 100 starts was 4th among Phillies since 1912, when earned runs became an official NL stat, trailing Eppa Rixey (2.56), Erskine Mayer (2.79) and Robin Roberts (3.33)
- Tied a career-high 12 strikeouts on 5/18 vs COL, doing so in 6.0 IP
- His 6-game win streak to start the season tied a career best and he was the first Phillie to start his season 6-0 since 2001 (Omar Daal)
- Carried a no-hitter through 5.0 IP on 6/27 vs NYM and became the first Phillie with consecutive 10-strikeout games since 2015 (Jerad Eickhoff)
- Had a 22.0-inning scoreless streak, 6/21-7/7
- Struck out his 200th batter of the season, 9/4 at CIN
- Went 2-0 with a 1.60 ERA (6 ER, 33.2 IP) in 5 Interleague starts
- Had a 2.91 ERA (38 ER, 117.1 IP) in 19 starts at home

2018

- Finished 3rd in NL Cy Young Award voting, behind only Jacob deGrom and Max Scherzer
- Among all ML starters, ranked 1st in bWAR (10.5), 4th in ERA (2.37), T-4th in starts (33) & quality starts (25), 5th in IP (212.1) & OPP OPS (.570), 6th in OPP SLG (.311), 7th in WHIP (0.97), T-7th in wins (17), 8th in SO (224), OPP AVG (.197) & HR/9.0 IP (0.72), 9th in pitches/IP (15.1) and T-10th in win % (.739)
- Finished 2nd in the NL in ERA behind deGrom

NOLA'S DOUBLE-DIGIT STRIKEOUT GAMES

12	5/8/18 vs SF
12	5/18/19 vs COL
12	8/5/20 vs NYY (gm 2)
12	6/25/21 at NYM (gm 1)
12	6/5/23 vs DET
12	7/4/23 at TB
11	9/13/17 vs MIA
11	8/17/18 vs NYM
11	9/2/18 vs CHI
11	6/30/21 vs MIA
11	8/20/21 at SD
11	8/25/22 vs CIN
10	7/26/17 vs HOU
10	5/26/18 vs TOR
10	6/12/18 vs COL
10	7/9/18 at NYM
10	6/21/19 vs MIA
10	6/27/19 vs NYM
10	8/3/19 vs CWS
10	8/10/20 vs ATL
10	9/6/20 at NYM
10	9/11/20 at MIA (gm 1)
10	4/18/21 vs STL
10	5/4/21 vs MIL
10	9/12/21 vs COL
10	5/26/22 at ATL
10	6/24/22 at SD
10	7/17/22 at MIA
10	9/6/22 vs MIA
10	5/20/23 vs CHI

*Ranks 3rd in franchise history in double-digit strikeout games (30)

- Named to his first career NL All-Star team, becoming the first Phillies starting pitcher to be named to the team since 2013 (Cliff Lee)
- His 224 strikeouts were 2nd-most ever by a Phillies pitcher age 25 or younger, trailing Grover Cleveland Alexander's 227 in 1911
- Joined Roy Halladay (2.35) in 2010 as the only qualifying Phillies pitchers since 1993 with an ERA under 2.40
- His bWAR of 10.5 was the most by any pitcher in baseball since 2002 (Randy Johnson, 10.7), most by a Phillies pitcher since 1972 (Steve Carlton, 12.1) and T-7th-highest ever by a Phillies pitcher
- Joined Walter Johnson (1910, 1912-13), Dwight Gooden (1985) and Hal Newhouser (1945) as the only pitchers in baseball with a 10.5 or higher bWAR in their age-25 or younger season (age on 6/30) in the modern era (since 1900)
- Made his first career Opening Day start on 3/29 at ATL at 24 years, 298 days old, becoming the club's youngest Opening Day starter since Dennis Bennett in 1964 (24 years, 192 days old)
- Had a 14.1-inning scoreless streak, 4/27-5/8
- Allowed 3 earned runs or fewer in 13 straight starts, 9/7/17-5/13/18
- Carried a no-hitter through 6.2 innings, 5/26 vs TOR; retired 18 straight at one point and struck out 10
- Posted a 1.80 ERA (8 ER, 40.0 IP) with 46 SO and a 0.90 WHIP in May
- Had a 40.0-inning streak without allowing a home run, 6/17-7/24; allowed only 8 home runs in his first 22 starts (176.0 IP)
- Reached 500 career strikeouts in 480.0 IP, becoming the fastest Phillie to that mark
- Was the youngest Phillies starting pitcher to be selected as an All-Star since Cole Hamels in 2007 (23 years old)
- His 2.236 ERA through his first 25 starts was the lowest ERA by a Phillie through his first 25 starts since 1964 (Short, 1.97)
- Went 3-0, 1.06 ERA (4 ER, 34.0 IP) and 35 SO in August, posting the 3rd-best ERA in MLB that month
- Had a 17.0-inning scoreless streak, 8/17-28
- His 224 strikeouts were most by a Phillie since Cliff Lee had 238 in 2011 and his 17 wins were tied for the most by a Phillie since Roy Halladay won 19 in 2011
- In 18 starts following a Phillies loss, went 10-3 with a 2.17 ERA (28 ER, 116.1 IP)
- Posted a 2.14 ERA (29 ER, 122.0 IP) in 19 starts against the NL East

2017

- Ranked 8th among NL starters in SO/9.0 IP (9.86), 9th in SO rate (26.6%) & first pitch strike % (64.4) and 10th in SO/BB (3.71)
- Was on the 10-day IL with a lower back strain, 4/24 (retro to 4/21)-5/20; made 2 rehab starts for Lehigh Valley (AAA)
- His 17.0-inning scoreless streak, 6/27-7/8, was the longest by a Phillies starter during the season
- Allowed 2 or fewer ER and struck out 7 or more in 7 straight starts, 6/22-7/26, becoming the only Phillies pitcher to do so since ER began to be recorded in 1912
- Had his first career 10-SO game, 7/26 vs HOU
- Had 10 straight starts with 2 or fewer runs allowed (6/22-8/12), the longest such streak by a Phillie since the current mound distance was established in 1893

PHILLIES PITCHERS fWAR ALL-TIME

1.	Steve Carlton	75.0
2.	Robin Roberts	62.6
3.	Grover Cleveland Alexander	50.8
4.	Cole Hamels	40.5
5.	Curt Schilling	38.6
6.	AARON NOLA	33.9

- Went 6-2 with a 1.71 ERA (13 ER, 68.1 IP), 1.00 WHIP (19 BB, 49 H), 78 SO and .196 OPP AVG in 10 starts, 6/22-8/12
- Did not allow a home run in 27.0 consecutive innings in parts of 5 starts, 7/21-8/12
- Went 3-1 with a 1.32 ERA (5 ER, 34.0 IP) and 43 SO in 5 July starts; ranked 3rd among ML starters in ERA in July behind Clayton Kershaw (.047) and Chris Sale (1.04)
- His 2.98 home ERA (31 ER, 93.2 IP) was 7th-best among NL starters
- Led team in ERA (3.54), wins (12), starts (27), innings (168.0) and SO (184)

2016

- Made his first career Opening Day roster
- Posted a 2.65 ERA and 0.99 WHIP over his first 12 starts, 4/6-6/5
- Had a career-best 23.0-inning scoreless streak, 4/22-5/8, tied for the longest in the NL
- Had 9 consecutive quality starts, 4/22-6/5, the longest streak by a Phillie since Cole Hamels had 10 straight in 2013
- Was placed on the 15-day IL on 8/3 (retro to 7/29) with a right elbow strain; was transferred to the 60-day IL on 8/17 and missed the remainder of the season

2015

- Began the season with Reading (AA)
- Named Phillies Minor League Pitcher of the Week, 5/4-10, and Pitcher of the Month for May (4-1, 1.35 ERA, 6 ER, 40.0 IP, 32 SO, 5 BB)
- Promoted to Lehigh Valley on 6/15
- Selected to participate in the All-Star Futures Game for Team USA, but did not pitch
- Had his contract selected and made his ML debut, 7/21 vs TB (L, 6.0 IP, 5 H, R, ER, HR, BB, 6 SO)
- Was the first player drafted by the Phillies to make his ML debut the very next season since Pat Combs in 1989
- Had a 13.0-inning scoreless streak, 8/18-28, the longest by a Phillies rookie since 2011 (Vance Worley, 14.0 IP)
- The Phillies won 7 of his first 10 starts and overall went 7-6 in the 13 games he started

2014

- Began his pro career with Clearwater (A)
- Did not allow a walk in 19.0 consecutive innings, 7/1-19
- Allowed just one hit over 5.0 scoreless innings in his first pro win, 7/6 at Brevard County
- Promoted to Reading on 8/4
- Earned the win in his double-A debut, 8/6 vs Harrisburg (5.0 IP, ER, BB, 4 SO)
- Following the season, was named the No. 2 prospect in the Phillies minor league system by *Baseball America*
- Participated in Florida Instructional League

PERSONAL

Aaron Michael Nola (pronounced NOH-luh)... Married Hunter Harrington (12/31/22)... 2011 graduate of Catholic High School (LA)... Ranked 90th nationally in the final 2011 Perfect Game class rankings... Named Class 5A State Player of the Year and voted "Mr. Baseball" for the state of Louisiana during his senior season... Attended Louisiana State University... Honored as the 2014 National Pitcher of the Year by the College Baseball Foundation... In 2014 was a Golden Spikes Award finalist and named First-Team All-American, SEC Pitcher of the Year and First-Team All-SEC... Older brother Austin is a catcher in KC's organization... Received the 2023 Humanitarian of the Year Award from the Philadelphia Sports Writers Association... Was the 2020 Phillies Community Service Award winner and club nominee for the Roberto Clemente Award... Serves as the ambassador for the Phans Feeding Families campaign, a ballpark-wide initiative with Citizens Bank and the Phillies to raise money and collect food for Philabundance... Has also made \$15,000 in contributions to Philabundance and \$20,000 to Team Red, White & Blue... Hosts an annual Bowling for the Troops event in Philadelphia to benefit Team Red, White & Blue... During the 2023 season donated money for each strikeout to Team Red White & Blue... Active with the ALS Association by supporting Philadelphia and Baton Rouge Chapter events... Supports Philadelphia Futures' high school mentoring program by hosting the annual Get in the Game Celebrity Bowling Tournament... Participates in the Shred Hate initiative to end bullying in Philadelphia schools... During the COVID-19 pandemic, launched "Cheers PA," a virtual fundraiser providing immediate emergency funds for the Hospitality Assistance Response of Pennsylvania (HARP)... **Hobbies:** Hunting and fishing... **Signed by:** Mike Stauffer

AARON NOLA'S CAREER STATISTICS

YEAR	CLUB	W-L	ERA	G	GS	CG	SHO	SV	IP	H	R	ER	HR	HB	BB	SO	WP	BK	AVG
2014	Clearwater	2-3	3.16	7	6	0	0	0	31.1	24	12	11	4	0	5	30	1	0	.214
	Reading	2-0	2.63	5	5	0	0	0	24.0	25	7	7	4	0	5	15	0	0	.272
2015	Reading	7-3	1.88	12	12	0	0	0	76.2	59	17	16	4	3	9	59	0	0	.219
	Lehigh Valley	3-1	3.58	6	6	0	0	0	32.2	38	14	13	3	0	9	33	0	0	.288
	PHILLIES	6-2	3.59	13	13	0	0	0	77.2	74	31	31	11	2	19	68	0	0	.251
2016	PHILLIES	6-9	4.78	20	20	0	0	0	111.0	116	68	59	10	6	29	121	2	0	.264
2017	PHILLIES	12-11	3.54	27	27	0	0	0	168.0	154	67	66	18	2	49	184	1	0	.241
	Lehigh Valley+	1-0	0.87	2	2	0	0	0	10.1	6	1	1	0	0	1	10	0	0	.167
2018	PHILLIES	17-6	2.37	33	33	0	0	0	212.1	149	57	56	17	7	58	224	4	1	.197
2019	PHILLIES	12-7	3.87	34	#34	0	0	0	202.1	176	91	87	27	11	80	229	3	0	.233
2020	PHILLIES	5-5	3.28	12	12	#2	1	0	71.1	54	31	26	9	2	23	96	1	0	.205
2021	PHILLIES	9-9	4.63	32	32	1	1	0	180.2	165	95	93	26	9	39	223	0	1	.237
2022	PHILLIES	11-13	3.25	32	32	2	#1	0	205.0	168	75	74	19	9	29	235	2	0	.219
2023	PHILLIES	12-9	4.46	32	32	0	0	0	193.2	178	105	96	32	1	45	202	2	0	.240
Minors Totals		15-7	2.47	32	31	0	0	0	175.0	152	51	48	15	3	29	147	1	0	.237
ML	Totals	90-71	3.72	235	235	5	3	0	1422.0	1234	620	588	169	49	371	1582	15	2	.231

Tied for league lead

+ Rehab assignment

NOLA'S WILD CARD SERIES STATISTICS

YEAR	CLUB, OPP	W-L	ERA	G	GS	CG	SHO	SV	IP	H	R	ER	HR	HB	BB	SO	WP	BK	AVG
2022	PHI, STL	1-0	0.00	1	1	0	0	0	6.2	4	0	0	0	0	1	6	0	0	.167
2023	PHI, MIA	1-0	0.00	1	1	0	0	0	7.0	3	0	0	0	1	1	3	0	0	.143
WC	Totals	2-0	0.00	2	2	0	0	0	13.2	7	0	0	0	1	2	9	0	0	.156

NOLA'S DIVISION SERIES STATISTICS

YEAR	CLUB, OPP	W-L	ERA	G	GS	CG	SHO	SV	IP	H	R	ER	HR	HB	BB	SO	WP	BK	AVG
2022	PHI, ATL	1-0	0.00	1	1	0	0	0	6.0	5	1	0	0	0	2	6	0	0	.208
2023	PHI, ATL	1-0	3.18	1	1	0	0	0	5.2	6	2	2	0	0	1	9	0	0	.261
DS	Totals	2-0	1.54	2	2	0	0	0	11.2	11	3	2	0	0	3	15	0	0	.234

NOLA'S LEAGUE CHAMPIONSHIP SERIES STATISTICS

YEAR	CLUB, OPP	W-L	ERA	G	GS	CG	SHO	SV	IP	H	R	ER	HR	HB	BB	SO	WP	BK	AVG
2022	PHI, SD	0-1	11.57	1	1	0	0	0	4.2	7	6	6	2	0	0	6	0	0	.333
2023	PHI, ARI	1-1	3.48	2	2	0	0	0	10.1	9	4	4	2	0	2	11	0	0	.225
LCS	Totals	1-2	6.00	3	3	0	0	0	15.0	16	10	10	4	0	2	17	0	0	.262

NOLA'S WORLD SERIES STATISTICS

YEAR	CLUB, OPP	W-L	ERA	G	GS	CG	SHO	SV	IP	H	R	ER	HR	HB	BB	SO	WP	BK	AVG
2022	PHI, HOU	0-1	8.64	2	2	0	0	0	8.1	13	8	8	2	1	2	9	0	0	.351

NOLA'S ALL-STAR GAME STATISTICS

YEAR	CLUB, SITE	W-L	ERA	G	GS	CG	SHO	SV	IP	H	R	ER	HR	HB	BB	SO	WP	BK	AVG
2018	NL, WSH	0-0	0.00	1	0	0	0	0	1.0	1	0	0	0	0	0	2	0	0	.250

NOLA'S CAREER TRANSACTIONS

- Selected by Toronto Blue Jays in 22nd round of 2011 MLB Draft, but did not sign
- Selected by Philadelphia in 1st round (7th overall) of 2014 MLB Draft
- On injured list with a right elbow strain, July 29, 2016 through the remainder of the season
- On injured list with a lower back strain, April 21-May 20, 2017; included rehab assignment to Lehigh Valley, May 10-20
- On COVID-related injured list, July 11-19, 2021

NOLA'S CAREER FIELDING

POSITION	PCT	G	PO	A	E	TC	DP
Pitcher	.970	235	80	147	7	234	9

NOLA'S GAME HIGHS

LOW-HIT CG: 2 – 4/18/21 vs STL... **SHUTOUTS:** 3 – last: 8/25/22 vs CIN... **STRIKEOUTS:** 12 – 6 times, last: 7/4/23 at TB... **WALKS:** 5 – 2 times, last: 9/17/20 vs NYM... **LONGEST OUTING:** 9.0 inn. – 2 times, last: 8/25/22 vs CIN... **WINNING STREAK:** 6 games – 2 times, last: 3/28-5/29/19... **LOSING STREAK:** 5 games – 6/11-7/23/16... **SCORELESS STREAK:** 23.0 inn. – 4/22-5/8/16





LUIS ORTIZ

Right-Handed Pitcher

56

B-T: R-R

HT: 6-3; **WT:** 257

OPENING DAY AGE: 28

BORN: September 22, 1995, Sanger, CA

RESIDES: Fresno, CA

ML SERVICE: 103 days

HOW OBTAINED: Claimed off waivers from San Francisco Giants, 11/9/22



2023

- Began the year with Lehigh Valley (AAA) but also pitched for the Phillies over 6 stints
- Made 14 appearances for the Phillies, all in relief
- 9 of his appearances were scoreless
- Earned the first save of his ML career on 6/13 at ARI after working the final 3.0 innings of the game
- Converted 5 of his 6 save opportunities for the IronPigs over his 32 relief appearances for the team
- After the season, was a part of the club's stay-ready camp in Clearwater for the duration of the postseason

2022

- Spent the majority of the season with Sacramento (AAA) in SF's system
- Averaged 9.62 SO/9.0 IP (72 SO, 67.1 IP) with Sacramento
- Had his contract selected by SF on 9/7 and appeared in 6 games in 2 stints over the remainder of the season
- Pitched more than 1.0 inning in 4 of his 6 ML appearances, and 5 of his 6 appearances were scoreless

2021

- Spent entire season with Round Rock (AAA) after being signed back by TEX as a minor league free agent
- Averaged 9.21 SO/9.0 IP (44 SO, 43.0 IP)
- Was used primarily as a reliever, but also made 4 starts
- Held RHH to a .239 AVG (22-92)

2020

- Did not pitch

2019

- Spent the majority of the season with Norfolk (AAA)
- Made one appearance in two stints with BAL
- Struck out Andrew Benintendi on 6/14 vs BOS for his first ML strikeout
- On 7/4, while with Norfolk, was placed on the IL with a right forearm strain and made just one more appearance in a rehab game with the Gulf Coast League Orioles (R) on 8/15

2018

- Played for U.S. Team in the All-Star Futures Game at Nationals Park
- Attended ML spring training with MIL as a non-roster invitee
- Began season with Biloxi (AA)

- Was traded to BAL on 7/31 and assigned to Norfolk
- Had his contract selected by BAL on 9/4
- Made his ML debut on 9/7 at TB in relief
- Made his first ML start on 9/14 vs CWS

2017

- Spent entire season with Biloxi
- His 20 starts were 2nd on the club
- Was on the IL, 6/9-25, with a right hamstring strain
- Following the season, was named the No. 4 prospect in MIL's system by *Baseball America*

2016

- Began season with High Desert (A)
- Promoted to Frisco (AA) on 5/20
- On the IL, 7/17-28, with a right hip strain
- Traded to MIL on 8/1 and assigned to Biloxi, where he pitched the remainder of the season
- Between all three teams, combined to go 6-8, 3.08 ERA (31 ER, 90.2 IP) in 22 games (20 starts)
- Following the season, was named the No. 3 prospect in MIL's system by *Baseball America*

2015

- Named a South Atlantic League midseason All-Star
- Spent entire season with Hickory (A)
- On the IL, 6/21-8/30, with a right forearm strain
- Following the season, pitched for Surprise in the Arizona Fall League
- Was ranked the No. 4 prospect in TEX's system by *Baseball America* following the season

2014

- Split first pro season between Arizona League Rangers (R) and Hickory
- Combined to post a 1.77 ERA (4 ER, 20.1 IP) in 9 games (6 starts)

PERSONAL

Luis Francisco Ortiz... Married, wife's name is Ayleen; has two sons, Santiago and Benjamin, and one daughter, Katalaya... 2014 graduate of Sanger High School (CA)... Ranked 11th nationally in the final 2014 Perfect Game class rankings... Played in 2013 Perfect Game All-American Classic and 2013 PG National Showcase... Named 2013 IBAF "AAA" World Cup MVP after serving as closer for the gold medal-winning USA Baseball 18U National Team, earning a win and three saves in five appearances for that squad... **Signed by:** Brian Metzger

LUIS ORTIZ'S CAREER STATISTICS

YEAR	CLUB	W-L	ERA	G	GS	CG	SHO	SV	IP	H	R	ER	HR	HB	BB	SO	WP	BK	AVG
2014	AZL Rangers	1-1	2.03	6	5	0	0	0	13.1	12	3	3	0	1	3	15	0	0	.240
	Hickory	0-0	1.29	3	1	0	0	1	7.0	4	1	1	1	0	3	4	0	0	.154
2015	Hickory	4-1	1.80	13	13	0	0	0	50.0	45	12	10	1	1	9	46	3	1	.238
2016	High Desert	3-2	2.60	7	6	0	0	0	27.2	23	14	8	4	0	6	28	1	0	.221
	Frisco	1-4	4.08	9	8	0	0	1	39.1	47	25	18	3	5	7	34	3	0	.296
	Biloxi	2-2	1.93	6	6	0	0	0	23.1	26	7	5	2	0	10	16	2	0	.280
2017	Biloxi	4-7	4.01	22	20	1	1	0	94.1	79	42	42	12	4	37	79	6	0	.227
2018	Biloxi	3-4	3.71	16	11	0	0	2	68.0	63	31	28	7	4	18	65	3	0	.240
	Norfolk	2-1	3.69	6	6	0	0	0	31.2	34	13	13	4	1	8	21	1	0	.274
	BALTIMORE	0-1	15.43	2	1	0	0	0	2.1	7	6	4	0	0	3	0	1	0	.500
2019	Norfolk	3-7	6.38	14	14	0	0	0	66.1	77	56	47	15	2	31	47	2	0	.289
	BALTIMORE	0-1	10.80	1	1	0	0	0	3.1	4	4	4	2	0	5	3	0	0	.308
	GCL Orioles	0-0	0.00	1	0	0	0	0	1.0	0	0	0	0	0	0	3	0	0	.000
2020	Did not pitch																		
2021	Round Rock	2-2	4.60	28	4	0	0	0	43.0	44	23	22	7	2	17	44	0	0	.265
2022	Sacramento	4-3	4.54	35	4	0	0	2	67.1	68	38	34	8	3	13	72	1	0	.260
	SAN FRANCISCO	0-0	1.04	6	0	0	0	0	8.2	5	1	1	0	0	3	6	0	0	.167
2023	Lehigh Valley	4-1	4.60	33	1	0	0	5	45.0	38	25	23	2	7	13	45	0	2	.230
	PHILLIES	0-0	3.32	14	0	0	0	1	19.0	23	7	7	1	0	5	16	0	0	.311
Minors Totals		33-35	3.96	199	99	1	1	11	577.2	560	290	254	66	30	175	519	22	3	.252
AL Totals		0-2	12.71	3	2	0	0	0	5.2	11	10	8	2	0	8	3	1	0	.407
NL Totals		0-0	2.60	20	0	0	0	1	27.2	28	8	8	1	0	8	22	0	0	.269
ML Totals		0-2	4.32	23	2	0	0	1	33.1	39	18	16	3	0	16	25	1	0	.298

2024 PHILLIES

ORTIZ'S CAREER TRANSACTIONS

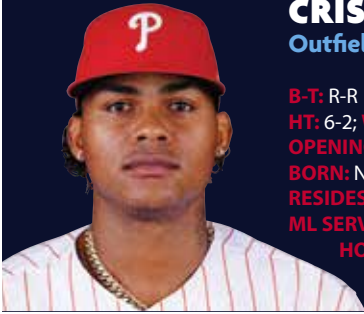
- Selected by Texas Rangers in 1st round (30th overall) of 2014 MLB Draft
- Traded to Milwaukee Brewers with Lewis Brinson (of) and Ryan Cordell (of) for Jonathan Lucroy (c) and Jeremy Jeffress (rhp), August 1, 2016
- Traded to Baltimore Orioles with Jonathan Villar (inf) and Jean Carmona (inf) for Jonathan Schoop (inf), July 31, 2018
- Signed by Texas Rangers as a minor league free agent, December 16, 2020
- Signed by San Francisco Giants as a minor league free agent, February 2, 2022
- Claimed off waivers by Philadelphia, November 9, 2022

ORTIZ'S CAREER FIELDING

POSITION	PCT	G	PO	A	E	TC	DP
Pitcher	1.000	23	1	3	0	4	0

ORTIZ'S GAME HIGHS

LOW-HIT CG: N/A... **SHUTOUTS:** N/A... **STRIKEOUTS:** 3 – 6/14/19 vs BOS... **WALKS:** 5 – 6/14/19 vs BOS... **LONGEST OUTING:** 3.1 inn. – 6/14/19 vs BOS... **WINNING STREAK:** N/A... **LOSING STREAK:** 2 games – 9/14/18-current... **SCORELESS STREAK:** 7.0 inn. – 9/16/22-4/20/23



CRISTIAN PACHE

Outfielder

19

@cristianpache15
@cristianpache25

B-T: R-R

HT: 6-2; **WT:** 215

OPENING DAY AGE: 25

BORN: November 19, 1998, Santo Domingo, DR

RESIDES: Santo Domingo, DR

ML SERVICE: 2 years, 31 days

HOW OBTAINED: Acquired from Oakland Athletics for Billy Sullivan, 3/29/23

2023

- Appeared in 48 games for the Phillies after being acquired via trade from OAK on 3/29
- Defensively, made 24 starts for the Phillies (14 in CF, 8 in LF, 2 in RF)
- Collected 10 XBH, tying his career high from 2022
- Acquired from OAK on 3/29
- Made his Phillies debut on 4/1 at TEX as a pinch-hitter in the 9th inning
- Made his first start with the Phils in CF on 4/2 at TEX
- Collected his first hit as a Phillie with a double on 4/8 vs CIN and drove in his first run with the club on 4/10 vs MIA
- His first Phillies HR on 4/22 vs COL traveled 421 feet, the farthest HR of his career, according to Statcast
- Was on the 10-day IL from 4/29-6/15 with a right knee meniscus tear and from 7/11-8/31 with right elbow irritation
- Had a career-high 5-game hitting streak from 6/28-7/9, batting .333 (5-15) during the stretch
- Clubbed his first career pinch-hit HR on 7/7 at MIA; it was the second game-winning, pinch-hit HR with 2 outs on the road when trailing for the Phillies since 1961
- Pinch-ran at 2nd base in the 10th inning on 9/26 vs PIT and scored to send the Phillies to the postseason
- Started in LF in both games of the NLWCS vs MIA and Game 2 of the NLDS vs ATL; also pinch-hit and remained in the game in CF in Game 7 of the NLCS vs ARI

2022

- Acquired in a 5-player trade by OAK on 3/14
- Made OAK's Opening Day roster
- Ranked 5th among AL center fielders with 5 defensive runs saved
- Played in 91 games (70 starts, all CF) for OAK
- Posted a .995 fielding percentage, committing just one error in 90 games overall in the outfield
- Ranked in the 94th percentile among all center fielders in outs above average with 7, per Statcast
- Optioned to Las Vegas (AAA) on 6/30 and hit .248 with 4 HR, 20 RBI and a .687 OPS in 41 games; hit .326 with a .853 OPS against lefties

2021

- Was ATL's starting CF on Opening Day, 4/1 at PHI, and tallied his first career extra-base hit (double)
- Was on the IL, 4/14-23, with a left groin strain
- Transferred to ATL's alternate camp on 4/24 before being recalled on 5/1

- Slugged his first ML home run, a grand slam (Milone), on 5/1 at TOR (career-high 4 RBI)
- Was on the IL, 5/14-6/1, with a strained right hamstring; included rehab assignment to Gwinnett (AAA), 5/29-6/1
- Optioned to Gwinnett on 6/2 and recalled to ATL on 10/4
- Hit .265 with 11 HR and 44 RBI in 89 games for Gwinnett
- Was on ATL's postseason roster for the NLDS and NLCS, making appearances as a defensive replacement (10/12) and pinch-runner (10/17)

2020

- Began the season on a 2-game stint with ATL
- Made his ML debut on 8/21 vs PHI, starting in LF, batting ninth; also recorded his first career hit in the game
- Transferred to ATL's alternate camp on 8/25 where he spent the remainder of the regular season
- Made each of ATL's 3 postseason rosters and appeared in all 12 games
- Made his postseason debut as a pinch-runner on 9/30
- At 21 years, 329 days old, became the youngest player to start at CF in a LCS or WS game since Andruw Jones in 1998
- Became the second player in baseball history, his age or younger, to drive in a run in 4 straight postseason games
- Since RBI were officially recorded in 1920, he was the first position player in Braves history to record an RBI in the postseason before doing so in the regular season
- Also became the first player in franchise history to homer in the postseason before doing so in the regular season; was the seventh player in baseball history to accomplish the feat
- Was ranked ATL's best prospect by *Baseball America* following the season

2019

- Was a Southern League midseason and postseason All-Star
- Was selected to the SiriusXM All-Star Futures Game
- Named by the organization as the M-Braves Co-Player of the Year
- Began the season with Mississippi (AA) and was the team's Player of the Month for May and June
- Was promoted to Gwinnett on 8/5
- Combined to slash .277/.340/.462 with an .802 OPS in 130 games and 538 plate appearances
- Tied for the most triples in ATL's farm system with 9
- Ranked 2nd in ATL's farm system in doubles (36) & extra-base hits (57) and ranked 4th in hits (135) & total bases (225)

- Following the season, was named ATL's No. 1 prospect by MLB.com and the No. 14 prospect in baseball by *Baseball America*

2018

- Was named a Florida State League midseason All-Star
- Was a non-roster invitee to ATL spring training
- Began the season with Florida (A), where at 19 years old, he was the 2nd-youngest player in the FSL on Opening Day
- Hit his first professional HR on 4/26 at Lakeland
- Appeared in 93 games, making 92 starts in CF
- Promoted to Mississippi on 8/1
- Posted a combined slash line of .279/.307/.410 with a .717 OPS in 122 games and 496 plate appearances
- Following the season, played for Peoria in the Arizona Fall League and was named to the Rising Stars and All-Prospect Teams

2017

- Was named Rome's (A) Player of the Year
- Named a South Atlantic League midseason All-Star
- Spent the season with Rome, where he led the club in hits (132), triples (8), runs (60) and stolen bases (32)

2016

- Began season with the Gulf Coast League Braves (R) before being promoted to Danville (R) on 7/31
- Led all ATL minor leaguers with a .309 AVG
- Following the season, was ranked as ATL's No. 13 prospect by *Baseball America*

PERSONAL

Cristian Rafael Pache (pronounced PAH-chay)... At the time of his signing, was named the No. 21 international prospect by *Baseball America*... **Hobbies:** Reading and playing video games... **Signed by:** Matias Laureano

CRISTIAN PACHE'S CAREER STATISTICS

YEAR	CLUB	AVG	G	AB	R	H	2B	3B	HR	RBI	SH	SF	HP	BB	SO	SB	CS	OBP	SLG	OPS	E
2016	GCL Braves	.283	27	106	16	30	2	4	0	11	0	1	1	6	11	7	3	.325	.377	.702	2
	Danville	.333	30	114	12	38	2	3	0	10	1	0	0	7	13	4	2	.372	.404	.776	4
2017	Rome	.281	119	469	60	132	13	8	0	42	4	2	0	39	104	32	14	.335	.343	.678	6
	Florida	.285	93	369	46	105	20	5	8	40	0	2	0	15	69	7	6	.311	.431	.742	5
2018	Mississippi	.260	29	104	10	27	3	1	1	7	0	0	0	5	28	0	2	.294	.337	.631	0
	Mississippi	.278	104	392	50	109	28	8	11	53	1	2	4	34	104	8	11	.340	.474	.814	3
2019	Gwinnett	.274	26	95	13	26	8	1	1	8	1	0	0	9	18	0	0	.337	.411	.748	1
	ATLANTA	.250	2	4	0	1	0	0	0	0	0	0	0	2	0	0	0	.250	.250	.500	0
2020	ATLANTA	.111	22	63	6	7	3	0	1	4	2	0	1	2	25	0	0	.152	.206	.358	1
	Gwinnett	.265	89	321	50	85	15	0	11	44	1	0	1	30	97	9	7	.330	.414	.744	6
2022	OAKLAND	.166	91	241	18	40	5	2	3	18	3	0	1	15	70	2	2	.218	.241	.459	1
	Las Vegas	.248	41	157	15	39	8	1	4	20	0	2	1	11	39	1	1	.298	.389	.687	1
2023	PHILLIES	.238	48	84	12	20	7	1	2	11	1	0	0	10	27	2	3	.319	.417	.736	1
	Jersey Shore+	.000	2	6	1	0	0	0	0	1	0	0	0	2	6	1	0	.250	.000	.250	0
	Lehigh Valley+	.235	13	51	10	12	2	0	1	6	0	0	1	8	13	3	1	.350	.333	.683	0
	Clearwater+	.273	3	11	4	3	0	0	0	0	0	0	0	4	4	0	0	.467	.273	.740	0
Minors Totals		.276	576	2195	287	606	101	31	37	242	8	9	8	170	506	72	47	.329	.401	.730	28
AL	Totals	.166	91	241	18	40	5	2	3	18	3	0	1	15	70	2	2	.218	.241	.459	1
NL	Totals	.185	72	151	18	28	10	1	3	15	3	0	1	12	54	2	3	.250	.325	.575	2
ML	Totals	.173	163	392	36	68	15	3	6	33	6	0	2	27	124	4	5	.230	.273	.503	3

+ Rehab assignment

PACHE'S WILD CARD SERIES STATISTICS

YEAR	CLUB, OPP	AVG	G	AB	R	H	2B	3B	HR	RBI	SH	SF	HP	BB	SO	SB	CS	OBP	SLG	OPS	E
2020	ATL, CIN	---	2	0	1	0	0	0	0	0	0	0	0	0	0	0	0	---	---	---	0
2023	PHI, MIA	.200	2	5	1	1	0	0	0	1	0	0	0	1	2	0	0	.333	.200	.533	0
WC	Totals	.200	4	5	2	1	0	0	0	1	0	0	0	1	2	0	0	.333	.200	.533	0

PACHE'S DIVISION SERIES STATISTICS

YEAR	CLUB, OPP	AVG	G	AB	R	H	2B	3B	HR	RBI	SH	SF	HP	BB	SO	SB	CS	OBP	SLG	OPS	E
2020	ATL, MIA	---	3	0	0	0	0	0	0	0	0	0	0	0	0	0	0	---	---	---	0
2021	ATL, MIL	---	1	0	0	0	0	0	0	0	0	0	0	0	0	0	0	---	---	---	0
2023	PHI, ATL	.000	1	2	0	0	0	0	0	0	0	0	0	1	1	1	0	.333	.000	.333	0
DS	Totals	.000	5	2	0	0	0	0	0	0	0	0	0	1	1	1	0	.333	.000	.333	0

PACHE'S LEAGUE CHAMPIONSHIP SERIES STATISTICS

YEAR	CLUB, OPP	AVG	G	AB	R	H	2B	3B	HR	RBI	SH	SF	HP	BB	SO	SB	CS	OBP	SLG	OPS	E
2020	ATL, LAD	.182	7	22	3	4	1	0	1	4	0	0	0	3	4	0	0	.280	.364	.644	0
2021	ATL, LAD	---	1	0	0	0	0	0	0	0	0	0	0	0	0	0	0	---	---	---	0
2023	PHI, ARI	---	1	0	0	0	0	0	0	0	0	0	0	1	0	0	0	1.000	---	1.000	0
LCS	Totals	.182	9	22	3	4	1	0	1	4	0	0	0	4	4	0	0	.308	.364	.671	0

PACHE'S CAREER TRANSACTIONS

- Signed by Atlanta Braves as an amateur free agent, July 3, 2015
- On injured list with a left groin strain, April 14-23, 2021
- On injured list with a strained right hamstring, May 14-June 1, 2021; included rehab assignment to Gwinnett, May 29-June 1
- Traded to Oakland Athletics with Shea Langeliers (c), Ryan Cusick (rhp) and Joey Estes (rhp) for Matt Olson (1b), March 14, 2022
- Traded to Philadelphia for Billy Sullivan (rhp), March 29, 2023
- On injured list with a right knee meniscus tear, April 29-June 15, 2023; included rehab assignments to Jersey Shore, June 2-5, and Lehigh Valley, June 6-15
- On injured list with right elbow irritation, July 11-August 31, 2023; included rehab assignments to Clearwater, August 8-11, and Lehigh Valley, August 12-20 and August 29-31

PACHE'S CAREER FIELDING

POSITION	PCT	G	PO	A	E	TC	DP
Outfield	.990	158	305	3	3	311	0

PACHE'S GAME HIGHS

HITS: 2 – 8 times, last: 6/18/23 at OAK... **RUNS:** 2 – 2 times, last: 6/18/23 at OAK... **DOUBLES:** 2 – 6/18/23 at OAK... **TRIPLES:** 1 – 3 times, last: 9/4/23 at SD... **HOME RUNS:** 1 – 6 times, last: 7/7/23 at MIA... **RBI:** 4 – 5/1/21 at TOR... **WALKS:** 2 – 2 times, last: 9/3/23 at MIL... **STOLEN BASES:** 1 – 4 times, last: 9/21/23 vs NYM... **HITTING STREAK:** 5 games – 6/28-7/9/23

PACHE'S NOTABLE HOMERS

GRAND SLAMS: 1 – 5/1/21 at TOR (Tommy Milone)... **INSIDE-THE-PARK HR:** None... **LEADOFF HR:** None... **PINCH HR:** 1 – 7/7/23 at MIA (A.J. Puk)... **WALK-OFF HR:** None





TYLER PHILLIPS

Right-Handed Pitcher

72

B-T: R-R
HT: 6-5; **WT:** 225
OPENING DAY AGE: 26
BORN: October 27, 1997, Lumberton NJ
RESIDES: Lumberton, NJ
HOW OBTAINED: Claimed off waivers from Texas Rangers, 7/24/21



Non-Roster Invitee

2024 PHILLIES

2023

- Began the season with Reading (AA)
- Had a season-high 9 SO on 6/14 vs Hartford (6.0 IP)
- Promoted to Lehigh Valley (AAA) on 7/26
- Combined to post a 4.92 ERA (67 ER, 122.2 IP) in 26 games (25 starts) between both levels

2022

- Did not pitch following right elbow surgery

2021

- Attended ML spring training with TEX
- Began season with Frisco (AA)
- Was on the IL with a right elbow bruise, 5/28-6/11
- Promoted to Round Rock (AAA) on 6/18
- Was designated for assignment on 7/17 before being claimed off waivers by the Phillies and assigned to Reading
- Made 1 appearance for Jersey Shore (A) on 9/10 before being placed on the IL on 9/13 with a right elbow impingement

2020

- Spent the season at TEX's alternate training site

2019

- Split the season between Down East (A) and Frisco
- Averaged 1.79 BB/9.0 IP, the 3rd-lowest rate among qualified TEX minor league pitchers
- In April, posted a 1.14 ERA (4 ER, 31.2 IP) in 5 starts
- Named Carolina League Pitcher of the Week for 4/15-21
- Was on the IL with a right lower leg contusion, 7/19-25

2018

- Recognized as organization's Nolan Ryan Pitcher of the Year
- Posted the 3rd-highest SO/BB rate (7.94) among all minor league pitchers (min. 130.0 IP)
- Named to *Baseball America's* Low Class-A All-Star team and was ranked by the same publication as the No. 9 prospect in the South Atlantic League
- Selected as a SAL Northern Division All-Star
- Ranked among SAL pitchers in wins (T-1st, 11), ERA (3rd, 2.67), WHIP (4th, 1.02), IP (6th, 128.0) and SO (7th, 124)
- Averaged 1.08 BB/9.0 IP, 3rd-lowest rate across the minors (min. 130.0 IP), allowing multiple walks in 2 of 23 starts
- Went 7-0 with a 1.55 ERA (10 ER, 58.0 IP), 7 BB and 63 SO at Hickory (A) following the All-Star break
- Had a season-best 13 SO, 8/7 vs Kannapolis
- Promoted to Down East on 9/2 for final start

2017

- Opened season with Hickory but spent most of the year with Spokane (A)
- Averaged 1.36 BB/9.0 IP at Spokane

2016

- Pitched for Spokane as the youngest player in the Northwest League
- Made 13 starts and averaged 8.75 SO/9.0 IP

2015

- Began professional career with Arizona League Rangers (R)

PERSONAL

Tyler Nicholas Phillips... Has one son, Frank... 2015 graduate of Bishop Eustace Preparatory School (NJ)... **Hobby:** Playing with family... **Signed by:** Takeshi Sakurayama

TYLER PHILLIPS' CAREER STATISTICS

YEAR	CLUB	W-L	ERA	G	GS	CG	SHO	SV	IP	H	R	ER	HR	HB	BB	SO	WP	BK	AVG
2015	AZL Rangers	0-1	3.60	13	0	0	0	1	15.0	13	8	6	2	0	1	10	1	0	.224
2016	Spokane	4-7	6.44	13	13	0	0	0	58.2	78	49	42	2	5	20	57	9	0	.307
2017	Hickory	1-2	6.39	7	4	0	0	0	25.1	28	21	18	2	5	9	15	4	0	.280
	Spokane	4-2	3.45	13	13	0	0	0	73.0	78	33	28	6	1	11	78	6	0	.265
2018	Hickory	#11-5	2.67	22	22	1	0	0	128.0	117	41	38	4	3	14	124	13	0	.239
	Down East	1-0	1.80	1	1	0	0	0	5.0	2	1	1	0	1	2	3	0	0	.125
2019	Down East	2-2	1.19	6	6	0	0	0	37.2	28	6	5	1	1	6	28	1	0	.212
	Frisco	7-9	4.73	18	16	0	0	0	93.1	95	56	49	15	4	20	74	7	0	.263
2020	Did not pitch																		
2021	Frisco	1-2	4.70	6	5	0	0	0	15.1	12	8	8	4	0	7	18	2	0	.207
	Round Rock	0-3	9.90	4	4	0	0	0	10.0	15	12	11	2	0	12	11	1	0	.341
	Reading	0-0	6.35	4	4	0	0	0	11.1	12	9	8	2	0	3	11	1	0	.267
	Jersey Shore	0-0	0.00	1	1	0	0	0	3.0	2	0	0	0	0	1	1	0	0	.200
2022	Injured – Did not pitch																		
2023	Reading	4-5	5.03	17	16	0	0	0	82.1	84	48	46	12	2	30	80	4	1	.267
	Lehigh Valley	0-2	4.69	9	9	0	0	0	40.1	51	30	21	1	3	22	30	1	0	.315
Minors Totals		35-40	4.23	134	114	1	0	1	598.1	615	322	281	53	25	158	540	50	1	.263

Tied for league lead

PHILLIPS' CAREER TRANSACTIONS

- Selected by Texas Rangers in 16th round of 2015 MLB Draft
- Claimed off waivers by Philadelphia, July 24, 2021





RICARDO PINTO

Right-Handed Pitcher

51

B-T: R-R

HT: 6-0; **WT:** 165

OPENING DAY AGE: 30

BORN: January 20, 1994, Guacara, VZ

RESIDES: San Joaquín, VZ

ML SERVICE: 95 days

HOW OBTAINED: Signed by Phillies as a minor league free agent, 2/15/24

Non-Roster Invitee



2023

- Combined to go 5-5 with a 4.61 ERA (42 ER, 82.0 IP) and 59 strikeouts in 19 games (15 starts) for Dos Laredos and Mexico in the Mexican League
- Played for La Guaira in the Venezuelan Winter League (10 G, 8 GS)
- Was named Caribbean Series MVP for Team Venezuela after posting a 0.84 ERA (ER, 10.2 IP) over 2 starts

2022

- Pitched exclusively for Toledo (AAA) in the DET organization
- Appeared in 3 games (2 starts) for La Guaira in the Venezuelan Winter League

2021

- Completed his first season in the DET organization, combining for 24 games (23 starts) between Erie (AA) and Toledo
- His 11 wins were tied for the most among all triple-A pitchers
- Allowed 3 runs or fewer in his first 7 starts of the season from 5/8-6/13 (4-1, 3.21 ERA, 31 SO)
- Won 7 consecutive decisions from 6/25-8/17
- Appeared in 4 games (3 starts) for Rakuten in the Chinese Professional Baseball League

2020

- Played in the Korea Baseball Organization, starting 30 games for SK Wyverns

2019

- Appeared in 24 games for Durham (AAA) in the TB system
- T-2nd in the International League with 10 wins
- Made 2 relief appearances for TB, 8/31 and 9/1 vs CLE

2018

- Pitched in the CWS organization, beginning the year making 3 starts for Winston-Salem (A) and finishing the season appearing in 27 games (3 starts) for Charlotte (AAA)
- On the injured list with a right biceps strain, 4/26-5/18
- Threw 11.2 scoreless innings from 7/14-29
- Played in 5 games (4 starts) for La Guaira in the Venezuelan Winter League

2017

- Began the season with Lehigh Valley (AAA)
- Did not allow a run in 20.2 innings in relief for Lehigh Valley (11 G)
- Had 4 ML stints: 5/31-6/2, 6/26-7/25, 8/4-24 and 8/31-remainder of season

- Made his ML debut, 5/31 at MIA
- Earned his first ML win, 6/28 at SEA (3.0 IP)
- Posted a 3.38 ERA (2 ER, 5.1 IP) in his final 7 games of the season

2016

- Spent the season with Reading (AA)
- Pitched for the World Team at the All-Star Futures Game, 7/10 at Petco Park (0.2 IP)
- Went at least 6.0 innings in 19 of his 27 appearances (70%)
- Had a 3.28 ERA (52 ER, 142.2 IP) in 24 of his 27 games; allowed 19 ER in 13.1 IP in the other 3 appearances
- Named Phillies Minor League Pitcher of the Week, 5/30-6/5
- Finished 4th in the Eastern League in innings (156.0) and T-10th in starts (25)
- Posted a 3.32 ERA (22 ER, 59.2 IP) in 10 games (8 GS) following the All-Star break
- Pitched in 8 games for La Guaira in the Venezuelan Winter League (2-0, 3.86 ERA)

2015

- Received the Paul Owens Award as the best pitcher in the Phillies minor league system
- Named MiLB.com Organization All-Star
- Selected as Phillies Minor League Pitcher of the Month for August (4 GS, 4-0, 0.73 ERA, 2 ER, 24.2 IP)
- Named Phillies Minor League Pitcher of the Week on 3 separate occasions: 5/25-31, 6/22-28 and 8/17-23
- Began season with Lakewood (A)
- Went at least 6.0 innings and allowed 2 ER or fewer in 8 of his 11 starts
- Recorded a professional-high 10 SO on 4/15 vs Greensboro
- Promoted to Clearwater (A) on 6/16
- T-5th in the Florida State League in wins (9)
- Won 6 consecutive starts, 7/31-9/3 (2.29 ERA, 9 ER, 35.1 IP)

2014

- Spent the season with Williamsport (A)
- Named Phillies Minor League Pitcher of the Week, 8/18-24
- Went at least 6.0 innings while allowing one ER in each of his final 4 starts (1.44 ERA, 4 ER, 25.0 IP)
- Struck out 9 batters in back-to-back starts, 8/22 and 8/28
- Participated in Florida Instructional League

2013

- His second season with the Venezuelan Summer League Phillies (R)
- Finished T-1st in the VSL in starts (14) and 6th in innings (63.0)
- Participated in FIL

2012

- Began his pro career with the VSL Phillies
- Finished T-3rd in the VSL in wins (7), 5th in ERA (2.74) & innings (69.0) and T-7th in SO (39)
- Had a 6-game winning streak, 6/15-7/19 (7 GS, 1.79 ERA, 8 ER, 40.1 IP)
- Held LHH to a .148 AVG (12-81)

PERSONAL

Ricardo Antonio Pinto (pronounced ree-KAR-doh PEEN-toh)... Attended Liceo Alfredo Pietri High School, where he played basketball, baseball and indoor soccer... **Hobbies:** Spending time with family and friends, going to the beach and listening to music... **Signed by:** Jesús Méndez

RICARDO PINTO'S CAREER STATISTICS

YEAR	CLUB	W-L	ERA	G	GS	CG	SHO	SV	IP	H	R	ER	HR	HB	BB	SO	WP	BK	AVG
2012	VSL Phillies	7-3	2.74	15	10	0	0	1	69.0	70	34	21	4	3	20	39	2	4	.267
2013	VSL Phillies	3-5	2.86	14	#14	0	0	0	63.0	55	29	20	4	8	12	51	9	4	.228
2014	Williamsport	1-5	2.11	9	9	0	0	0	47.0	36	17	11	4	2	15	48	2	0	.203
2015	Lakewood	6-2	3.09	11	11	0	0	0	67.0	65	25	23	4	2	18	60	5	1	.258
	Clearwater	9-2	2.87	13	13	0	0	0	78.1	64	30	25	6	2	19	45	3	2	.231
2016	Reading	7-6	4.10	27	25	0	0	0	156.0	150	84	71	*20	8	51	101	7	1	.253
2017	Lehigh Valley	5-3	3.86	19	8	0	0	1	60.2	61	35	26	4	0	18	46	6	1	.263
	PHILLIES	1-2	7.89	25	0	0	0	0	29.2	39	28	26	7	1	17	25	1	1	.317
2018	Winston-Salem	1-0	6.75	3	3	0	0	0	10.2	13	8	8	2	0	8	8	0	0	.295
	Charlotte	2-2	5.80	27	3	0	0	0	54.1	68	35	35	7	3	22	38	3	0	.309
2019	Montgomery	2-1	4.82	4	2	0	0	0	18.2	20	10	10	2	0	8	15	3	0	.282
	Durham	10-5	4.13	24	4	0	0	0	104.2	96	49	48	18	9	46	96	12	2	.249
	TAMPA BAY	0-0	15.43	2	0	0	0	0	2.1	4	4	4	1	0	2	0	0	0	.364
2020	Did not pitch																		
2021	Erie	3-1	3.18	6	6	0	0	0	28.1	23	10	10	2	0	7	25	2	0	.221
	Toledo	#11-3	4.63	18	17	0	0	0	95.1	100	55	49	13	7	40	82	6	3	.269
2022	Toledo	3-1	3.58	20	0	0	0	0	32.2	34	13	13	4	4	13	39	3	0	.276
2023	Dos Laredos (Ind.)	2-3	5.44	10	10	0	0	0	49.2	54	33	30	10	3	14	41	3	0	.276
	Mexico (Ind.)	3-2	3.34	9	5	0	0	0	32.1	41	15	12	1	2	7	18	1	1	.315
Minors Totals		70-39	3.76	210	125	0	0	2	885.2	855	434	370	94	48	297	693	63	18	.255
AL	Totals	0-0	15.43	2	0	0	0	0	2.1	4	4	4	1	0	2	0	0	0	.364
NL	Totals	1-2	7.89	25	0	0	0	0	29.2	39	28	26	7	1	17	25	1	1	.317
ML	Totals	1-2	8.44	27	0	0	0	0	32.0	43	32	30	8	1	19	25	1	1	.321

* League leader

Tied for league lead

PINTO'S CAREER TRANSACTIONS

- Signed by Philadelphia as an amateur free agent, December 28, 2011
- Traded to Chicago White Sox for international signing bonus money, March 28, 2018
- Signed by Tampa Bay Rays as a free agent, January 29, 2019
- Claimed off waivers by San Francisco Giants, September 6, 2019
- Signed by Detroit Tigers as a free agent, February 26, 2021
- Signed by Detroit Tigers as a free agent, December 20, 2021
- Signed by Philadelphia as a minor league free agent, February 15, 2024

PINTO'S CAREER FIELDING

POSITION	PCT	G	PO	A	E	TC	DP
Pitcher	.800	27	1	3	1	5	0

PINTO'S GAME HIGHS

STRIKEOUTS: 4 – 8/22/17 vs MIA... **WALKS:** 3 – 5/31/17 at MIA... **LONGEST OUTING:** 3.0 inn. – 6/28/17 at SEA... **WINNING STREAK:** N/A... **LOSING STREAK:** 2 games – 8/14/17-current... **SCORELESS STREAK:** 6.0 inn. – 2 times, last: 9/5-20/17



NICK PODKUL

Infielder

B-T: R-R
HT: 6-2; **WT:** 210
OPENING DAY AGE: 26
BORN: April 11, 1997, Munster, IN
RESIDES: Schererville, IN
HOW OBTAINED: Signed by Phillies as a minor league free agent, 12/17/22

@dr_podcool

Non-Roster Invitee

2024 PHILLIES

2023

- Began the year with Reading (AA)
- Promoted to Lehigh Valley (AAA) in July before landing on the IL with a facial fracture, 7/29 through the end of the season
- Between both levels, combined to slash .284/.407/.584 (.991 OPS) in 53 games
- Reached base safely in his first 19 games of the season from 4/20-6/1
- Despite playing just 45 games for Reading, ranked 4th on the club with 12 HR and 6th with 35 RBI

2022

- Spent the season with Buffalo (AAA) in the TOR system
- Was released on 8/16

2021

- Played entire season with New Hampshire (AA)
- On the IL, 7/1-22, with a left hamstring strain

2020

- Did not play

2019

- Split season between Lansing (A) and Dunedin (A)
- Named Midwest League midseason All-Star with Lansing

2018

- Began pro career with Vancouver (A)

PERSONAL

Nick Podkul... 2016 graduate of Andean High School (IN)... Attended University of Notre Dame (IN)... Received second-team All-Atlantic Coast Conference honors and All-Midwest Region honors from the American Baseball Coaches Association and Rawlings... **Hobbies:** Golf and video games

NICK PODKUL'S CAREER STATISTICS

YEAR	CLUB	AVG	G	AB	R	H	2B	3B	HR	RBI	SH	SF	HP	BB	SO	SB	CS	OBP	SLG	OPS	E
2018	Vancouver	.222	50	162	22	36	10	2	3	18	1	2	4	28	38	1	1	.347	.364	.711	10
2019	Lansing	.254	57	201	32	51	13	2	2	20	0	2	5	33	41	12	1	.369	.368	.737	4
	Dunedin	.227	37	110	12	25	3	1	1	15	2	2	1	17	22	5	2	.331	.300	.631	3
2020	Did not play																				
2021	New Hampshire	.204	57	181	26	37	9	1	7	29	0	1	4	23	51	4	1	.306	.381	.687	4
2022	Buffalo	.211	60	175	22	37	6	0	5	24	1	0	6	33	61	3	1	.355	.331	.686	3
2023	Reading	.285	45	165	31	47	8	3	12	35	0	1	4	27	41	0	0	.396	.588	.984	1
	Lehigh Valley	.280	8	25	9	7	1	0	2	5	0	0	4	5	5	0	0	.471	.560	1.031	0
Minors Totals		.236	314	1019	154	240	50	9	32	146	4	8	28	166	259	25	6	.355	.396	.751	25

PODKUL'S CAREER TRANSACTIONS

- Selected by Toronto Blue Jays in 7th round of 2018 MLB Draft
- Signed by Philadelphia as a minor league free agent, December 17, 2022



J.T. REALMUTO

Catcher

B-T: R-R

HT: 6-1; **WT:** 212

OPENING DAY AGE: 33

BORN: March 18, 1991, Del City, OK

RESIDES: Nichols Hills, OK

ML SERVICE: 9 years, 38 days

HOW OBTAINED: Acquired from Miami Marlins for Jorge Alfaro, Sixto Sánchez, Will Stewart and international bonus pool money, 2/7/19

CONTRACT STATUS: Signed a five-year contract on 1/29/21, taking him through 2025

10

Instagram: @jt_realmuto
Twitter: @JTRealmuto

2023

- Named a Rawlings Gold Glove Award finalist and Silver Slugger Award finalist
- Led MLB for the sixth straight season with an average pop time to 2nd base of 1.83 seconds
- Led MLB with 133 games played at catcher and 1142.0 innings caught
- Had the most putouts (1,190) ever by a ML catcher in a single season, surpassing Yasmani Grandal (1,169 in 2019)
- Was the only catcher in the majors to have thrown out 10+ attempted base stealers (17, T-4th in NL) and steal 10+ bases (16)
- Became the first catcher in Phillies history with three 20-HR seasons (2019, 2022-23)
- Joined Lou Gehrig as the only players in MLB history to homer in the ASG (2021), hit an inside-the-park HR (2022) and hit for the cycle (2023)
- Became the eighth Phillies player to hit for the cycle on 6/12 at ARI (9th time, last, David Bell on 6/28/04 vs MTL); was the 17th catcher in MLB history to accomplish the feat and the first since George Kottaras on 9/3/11 at HOU with MIL
- Tallied 2 SB on 4/23 vs COL and 5/16 at SF, the first time in his career with 2 such games in a single season
- Hit .400 (14-35) in 10 games during his seventh career double-digit hitting streak from 5/5-17
- Played his 500th game as a Phillie on 5/15 at SF
- His 7 XBH (also, 8/13-16/19) and 7 runs scored from 6/12-16 (1.438 SLG) were the most in any 4-game span of his career
- Per Elias, his 6 XBH from 6/12-14 at ARI were tied with Carlos Ruiz (4/21-24/14) for the most by a Phillies catcher in a series of any length
- Caught Michael Lorenzen's no-hitter on 8/9 vs WSH, the 14th in Phillies history and his second career no-hitter (Edinson Volquez, 6/3/17 vs ARI w/ MIA)
- Hit 3 HR during the postseason; his 6 career postseason HR are the most by a Phillies catcher in team history, surpassing Carlos Ruiz, who previously had 4 postseason HR as a catcher for the Phils
- His 12 RBI were T-6th-most for a single postseason in Phillies history with Rhys Hoskins (2022)

2022

- Became only the second catcher in ML history with 20 HR and 20 SB, joining Hall of Famer Ivan Rodriguez (1999)
- Won his third career Louisville Silver Slugger Award and his second Rawlings Gold Glove Award
- Named All-MLB First Team for second time (2019)
- Finished 7th in NL MVP voting

REALMUTO PHAST PHACTS

- 3-time NL All-Star (2018-19; 21)
- 3-time NL Silver Slugger Award winner (2018-19; 22)
- 2-time NL Gold Glove Award winner (2019; 22)
- Part of 2018 MLB Japan All-Star Series
- 2019 All-MLB First Team
- 2020 All-MLB Second Team
- 2022 All-MLB First Team
- Led MLB with 1281.2 innings at catcher between the regular season and postseason, which was 240.0 innings more than HOU's Martin Maldonado, who ranked 2nd at 1041.2
- Led MLB with 150 games at catcher, regular season and postseason combined, which was 26 more than Maldonado, who ranked 2nd at 124
- Finished with 6.5 fWAR, which ranks 3rd in MLB history for a catcher aged 31 or older, behind only Hall of Famers Roy Campanella (7.7 in 1953) and Gary Carter (6.7 in 1985)
- Set career highs in RBI (84) & GW RBI (13) and tied his career high in GA RBI (18)
- Hit .328 with a .688 SLG against four-team fastballs
- Slashed .307/.367/.583 in 60 games following the All-Star break after slashing .252/.323/.399 in 79 games before
- Led the NL in fWAR following the All-Star break at 3.7 and ranked 3rd in MLB behind only Aaron Judge (6.6) and Adley Rutschman (3.9)
- Threw out 27 attempted base stealers, most in MLB (next: Keibert Ruiz with 18)
- Per *Baseball Prospectus*, led all MLB catchers in Fielding Runs Above Average (20.5) and Blocking Runs (0.8) and ranked 9th in Framing Runs (10.2)
- Was on the restricted list, 7/12-13
- Tied his career high with 5 hits on 9/20 vs TOR
- Became the first catcher to ever hit an inside-the-park HR during the postseason in Game 4 of the NL Division Series vs ATL (Collin McHugh) on 10/15
- Made his first career World Series appearance in Game 1 on 10/28 at HOU (2-4, 2B, HR, 3 RBI, R, BB)
- Homered against Luis Garcia in the 10th inning in Game 1 and became the fourth ML catcher ever to hit a HR in extra innings during the World Series and first since BOS' Carlton Fisk (walk-off HR in 12th inning) on 10/21/75 vs CIN (Game 6)
- With his HR on 10/28, became the first player in franchise history to hit a HR in extra innings during a World Series game
- Became the first player in ML history to hit an inside-the-park HR and an extra-inning HR in the same postseason, according to Elias

2021

- Made his third career All-Star team (also: 2018-19) and started at catcher (in place of Buster Posey) for the NL
- Was a finalist for the Rawlings Gold Glove Award and Louisville Silver Slugger Award at catcher
- Among NL catchers, finished 1st in triples (4), T-1st in doubles (23), 2nd in hits (114) & XBH (43), T-2nd in RBI (66), 3rd in AVG (.268) & OPS (.804), 4th in runs (58) & SLG (.453) and 5th in HR (16) & OBP (.351)
- Led qualifying ML catchers in fielding percentage (.999)
- His 4.4 WAR (FanGraphs) ranked 13th among NL position players
- *Per Baseball Prospectus*, led all MLB catchers in Fielding Runs Above Average (14.8) and Framing Runs (13.8) and ranked 3rd in Blocking Runs (0.7)
- Had a career-best 48 walks
- Reached base safely in 12 consecutive games from 4/13 (gm 2)-26
- Walked in a career-high 5 straight games, 4/17-21
- Was on the COVID-related IL, 5/13
- Was on the 10-day IL, 5/18-28, with a left hand contusion
- Slugged his 100th career HR, 6/6 vs WSH (Tanner Rainey)
- On 7/8 at CHI, had a career-high 3 walks and became the first Phillies catcher to steal home since Carlos Ruiz did so on 6/26/07 vs CIN
- In the All-Star Game at Coors Field on 7/13, homered off DET's LHP Gregory Soto in the 5th inning; became the first Phillies catcher and the fifth Phillie ever to homer in an ASG, joining Johnny Callison (1964), Dick Allen (1967), Greg Luzinski (1977) and Mike Schmidt (1981)
- Slugged a walk-off HR off Yimi Garcia in the 10th inning on 7/17 vs MIA (game was suspended on 7/17 due to rain and completed on 7/18); was his second-career walk-off HR (other: 9/19/17 vs NYM)
- Became the first Phillies player to end the completion of a suspended game with a walk-off HR since Wally Post did so, 9/9/1958 vs LAD (10 inn.)
- Tied his career high with 5 hits on 8/1 at PIT
- Recorded the 10th walk-off triple by a Phillies player in the live ball era (since 1920) on 9/21 vs BAL; it was the first walk-off triple by a Phillies catcher since Walt Lerian on 6/19/28
- Collected 3 hits and 4 RBI off the bench on 9/23 vs PIT; since 1901, became just the sixth Phillie to do so (last: Chase Utley, 7/22/04 vs FLA)
- Batted .293 (34-116) with 6 doubles, 1 triple, 4 HR, 52 RBI, 18 walks and an .878 OPS with RISP
- Was 7-for-35 (20.0%) in throwing out attempted base stealers in 118 games (112 starts) at catcher
- Appeared in 16 games (7 starts) at 1st base

2020

- Selected to All-MLB Second Team
- Ranked T-8th in the NL in HBP (6) & infield hits (8)
- Among ML catchers, ranked T-1st in HR (11) and T-2nd in RBI (32) & XBH (17)
- Was T-5th in MLB in HR with 2 strikes (7)
- In the modern era (since 1900), became just the second Phillie whose primary position was catcher to homer 5 times in his first 10 games of a season (other: Darren Daulton in 1994)
- His 7 HR in the club's first 14 games were the 2nd-most by a Phillie over the team's first 14 games of a season behind Mike Schmidt's 11 in 1976
- Homered 8 times in the club's first 15 games; in ML history, the only other player whose primary position was catcher to homer 8 times in a team's first 15 games of a season was Hall of Famer Gabby Hartnett (8) of the Chicago Cubs in 1925

- Became the first Phillies catcher to hit 9 HR over the team's first 25 games of a season and the first Phillie since Chase Utley (10) in 2008
- Hit 10 HR in his first 35 games of the season; in the modern era, that was tied for the fewest games to 10 HR by a Phillie whose primary position was catcher, matching Stan Lopata in 1956 (10 HR in 35 games)
- Collected 8 HR and 22 RBI in August, both career bests for him in a calendar month
- Became the fourth Phillie in the modern era to be hit by a pitch in 3 straight games (8/29-31), joining Chase Utley (4 G, 5/9-13/14), Carlos Ruiz (3 G, 7/5-8/11) and Aaron Rowand (3 G, 4/28-30/07)
- On 9/2 vs WSH, logged his fourth career game with multiple stolen bases
- Missed 11 games from 9/13-21 (Phillies went 4-7)
- Slashed .386/.500/.591 in 54 plate appearances against LHP
- Made starts at catcher (35), 1st base (2) and DH (8)
- Was 4-for-19 (21.1%) in throwing out attempted base stealers

MOST fWAR AMONG ALL CATCHERS (2018-23)

1.	J.T. REALMUTO	24.6
2.	Yasmani Grandal	15.8
3.	Sean Murphy	15.4
4.	Will Smith	13.9
5.	Willson Contreras	12.0

2019

- Won his first career Rawlings Gold Glove Award and his second consecutive Silver Slugger Award for catchers
- Became the first Phillies catcher to win both awards in the same season and the first Phillie to do so since Jimmy Rollins in 2007
- Named the catcher for the inaugural All-MLB First Team
- Among all NL players, finished T-1st in grand slams (2), T-5th in SF (8) and 7th in fWAR (5.7)
- Became only the third catcher in MLB history with 90 runs, 35 doubles and 25 home runs in a season, joining Hall of Famer Johnny Bench (1970 and 1974) and Jorge Posada (2000)
- Set career highs in games (145), at-bats (538), doubles (36), HR (25), runs (92), XBH (64), TB (265), GA RBI (18) and SF (8); led all ML catchers in a number of offensive categories
- Played in his second career and second consecutive All-Star Game on 7/9 at Progressive Field
- Collected the most doubles (36) ever in a season by a Phillies catcher (previous: Darren Daulton, 35 in 1993)
- Was one of 5 Phillies catchers all-time to hit at least 25 HR in a season, joining Stan Lopata (32 in 1956), Mike Lieberthal (31 in 1999), Benito Santiago (30 in 1996) and Daulton (27 in 1992)
- His 64 XBH were T-3rd all-time among Phillies catchers in a season
- Had the 4th-most runs scored (92) in a season by a Phillies catcher
- Made the most starts by a Phillies catcher since 1999 (Mike Lieberthal, 138)
- Hit 15 HR in 60 games following the All-Star break after hitting 10 HR in 85 games prior to the break
- Was 37-for-86 (43.0%) in throwing out attempted base stealers
- Led all ML catchers with 37 attempted base stealers thrown out; no Phillies catcher had thrown out more in a season since 1993 (Daulton, 40)

- His 37 attempted base stealers thrown out was a new career high (previous: 22 in 2016)
- Selected by the MLBPA as the club's Heart & Hustle Award winner
- Hit his first career HR as a Phillie on 3/30 vs ATL (Wes Parsons)
- Tied his career high with 3 XBH on 4/16 vs NYM; became the first Phillies catcher to have 3 XBH and 5 RBI in a game since Carlos Ruiz on 5/2/12 at ATL
- Collected 2 hits and 4 RBI in the 1st inning on 4/16 vs NYM; was the first Phillie to do that in an inning since 9/2/10 at COL (Chase Utley, 2 H and 5 RBI in 7th inn.)
- His 16-pitch PA in the 1st inning on 4/25 vs MIA was the longest by a Phillie since Mickey Morandini had a 16-pitch PA on 9/26/92 vs STL (gm 1) off Joe Magrane
- Slugged his first career pinch-hit HR on 5/19 vs COL (Bryan Shaw)
- Was on the paternity leave list, 7/12, for the birth of his second daughter
- On 8/14 vs CHI (Alec Mills), slugged his fourth career grand slam (second of the year; other: 7/28 vs ATL); became the first Phillie with 2 grand slams as a catcher in a season since 1996 (Santiago, 2)
- Caught a career-high 3 runners attempting to steal on 8/26 vs PIT; his 3 attempted base stealers thrown out in that game marked the first time a Phillies catcher did so in a game since 9/15/07 at NYM (Chris Coste, 3)
- On 8/28 vs PIT, became the first Phillies catcher to collect a triple and a HR in the same game since Lieberthal did so on 5/22/99 at NYM; tripled and homered as a catcher in the same game again on 9/5 at CIN
- Made 133 starts: 130 at catcher, 2 at 1st base and 1 as DH

2018

- Ranked 1st in at-bats (477), runs (74), hits (132), doubles (30), AVG (.277), SLG (.484) & XBH (54), T-1st in RBI (74), 2nd in HR (21) & OBP (.340) and T-3rd in triples (3) among all NL players whose primary position was catcher
- Named to his first career NL All-Star team (0-0, R, 2 BB)
- Won the Silver Slugger Award for NL catchers

- Slashed .298/.360/.515 in 413 plate appearances vs RHP
- Began the season on the IL while recovering from a low back contusion sustained during spring training
- Had a rehab assignment with Jupiter (A), 4/14-16, before being activated on 4/17
- Posted an .894 OPS over his first 80 games of the season (4/17-7/31)
- Had 2 separate career-high 12-game hitting streaks: 4/20-5/4 (.340 AVG) and 6/18-7/5 (.340 AVG)
- Collected a career-high 5 hits, 7/8 at WSH
- Batted .296 (29-98) with RISP
- Started 111 games at catcher and 8 at 1st base
- Following the season, was part of the MLB Japan All-Star Series (.176, 2B, 2 HR, 4 RBI in 4 games)

2017

- Recipient of the "Mr. Marlin" Award as voted by the South Florida chapter of the BBWAA
- Among all ML catchers, ranked 1st in runs (68), T-1st in triples (5), 2nd in hits (148) and 3rd in games
- Ranked 3rd in catcher pickoffs (5) and 5th in catcher caught stealing (21) in MLB
- Hit his second career inside-the-park HR, 8/24 at PHI (Jesen Therrien)
- Slugged his first career walk-off HR, 9/19 vs NYM (Paul Sewald)

2016

- Led the NL (2nd in MLB) in road AVG (.352); was 3rd-highest mark in MIA history
- His .303 AVG ranked 12th in the NL
- Batted .301 as a catcher, which ranked 4th in MLB behind Wilson Ramos (.309), Yadier Molina (.308) and Jonathan Lucroy (.306); set new MIA record, surpassing .300 mark by Ivan Rodriguez in 2003
- Made 124 starts at catcher
- Threw out 22 of 73 attempted base stealers (30.1%)
- Had three 4-hit games: 4/24 at SF, 6/18 vs COL and 7/4 at NYM



- On 5/3 vs ARI, was the first catcher in MIA history to start in the leadoff spot
- Hit leadoff 23 times overall, batting .330 (32-97), 7 2B, HR, .365 OBP
- Had a hit in 7 straight at-bats, 7/3-4
- Reached base safely in 17 straight games, 7/25-8/17 (.380 OBP)

2015

- Named MIA Rookie of the Year by the South Florida chapter of the BBWAA
- Selected to Topps MLB All-Star Rookie Team
- Recalled from New Orleans (AAA) on 4/13
- Led all ML catchers in triples (7) & SB (8) and ranked 6th in hits (114)
- Was 9th among ML rookies (6th in NL) in hits
- His 7 triples as a catcher were the most by a backstop since KC's Darrell Porter had 8 in 1979
- Had his first career multi-HR game on 9/8 vs MIL, with his second HR being an inside-the-park HR; was the first catcher with an inside-the-park HR as part of a multi-HR game since Gary Carter did so on 5/31/80 vs STL
- Set MIA record with 5 RBI in an inning (6th) on 8/12 vs BOS, and tied MIA record for most RBI in a game by a catcher (6; also: Charles Johnson – 6/23/95 at CIN)
- Made 116 starts at catcher
- Threw out 15 of 58 attempted base stealers (25.9%)

2014

- Named MIA's Minor League Player of the Year
- Shuttled between Jacksonville (AA) and MIA all season
- Ranked 8th in the Southern League in AVG (.299)
- Led the team in SB (18) and ranked 2nd in hits (112), doubles (25) & total bases
- Hit .346 in the SL playoffs as he helped lead the team to the league championship

- Made his ML debut in a start at catcher on 6/5 at TB (2-4, 3 RBI)
- Collected his first career double and triple in the same game, 9/26 at WSH (3-5, 2B, 3B, 4 RBI)

2013

- Played for Jacksonville (AA)
- Selected as a Southern League midseason All-Star
- Slugged a grand slam, 7/14 vs Mobile
- Collected a season-best 4 RBI twice: 7/14 vs Mobile and 8/18 at Chattanooga

2012

- Spent the season with Jupiter (A)
- Selected as a Florida State League midseason All-Star
- Following the season, played for Phoenix in the Arizona Fall League and posted a .349 OBP over 14 games

2011

- Spent his second pro season with Greensboro (A)
- Slashed .299/.351/.519 with 12 HR and 36 RBI in 56 games following the All-Star break
- Went 4-for-5, 2 HR, 6 RBI on 8/23 vs West Virginia

2010

- Began his pro career with the Gulf Coast League Marlins (R)

PERSONAL

Jacob Tyler Realmuto (pronounced reel-MOO-toh)... Married Alexis Taylor (11/4/17); has two daughters, Gracie and Willa Mae, and two sons, Cash and Zane... 2010 graduate of Carl Albert High School (OK), where he played baseball, basketball and football and won two state championships in both baseball and football... **Hobbies:** Racquetball, hunting, fishing and ping-pong... **Signed by:** Steve Taylor

J.T. REALMUTO'S CAREER STATISTICS

YEAR	CLUB	AVG	G	AB	R	H	2B	3B	HR	RBI	SH	SF	HP	BB	SO	SB	CS	OBP	SLG	OPS	E
2010	GCL Marlins	.175	12	40	2	7	0	0	0	4	0	0	0	7	11	0	1	.298	.175	.473	0
2011	Greensboro	.287	96	348	46	100	16	3	12	49	1	0	6	26	78	13	6	.347	.454	.801	14
2012	Jupiter	.256	123	446	63	114	16	0	8	46	3	6	7	37	64	13	5	.319	.345	.664	15
2013	Jacksonville	.239	106	368	41	88	21	3	5	39	0	7	5	36	68	9	1	.310	.353	.663	8
2014	Jacksonville	.299	97	375	66	112	25	6	8	62	0	4	3	41	59	18	5	.369	.461	.830	7
	MIAMI	.241	11	29	4	7	1	1	0	9	0	0	1	8	0	0	0	.267	.345	.612	1
2015	New Orleans	.385	3	13	3	5	0	0	0	0	0	0	0	1	1	0	0	.385	.385	.770	0
	MIAMI	.259	126	441	49	114	21	7	10	47	1	4	2	19	70	8	4	.290	.406	.696	6
2016	MIAMI	.303	137	509	60	154	31	0	11	48	0	3	5	28	100	12	4	.343	.428	.771	10
2017	MIAMI	.278	141	532	68	148	31	5	17	65	0	3	8	36	106	8	2	.332	.451	.783	6
2018	Jupiter+	1.000	1	3	3	3	1	0	1	1	0	0	0	1	0	0	0	1.000	2.333	3.333	0
	MIAMI	.277	125	477	74	132	30	3	21	74	0	4	10	38	104	3	2	.340	.484	.825	7
2019	PHILLIES	.275	145	538	92	148	36	3	25	83	0	8	5	41	123	9	1	.328	.493	.820	9
2020	PHILLIES	.266	47	173	33	46	6	0	11	32	0	0	6	16	48	4	1	.349	.491	.840	2
2021	PHILLIES	.263	134	476	64	125	25	4	17	73	0	2	11	48	129	13	3	.343	.439	.782	2
2022	PHILLIES	.276	139	504	75	139	26	5	22	84	0	5	12	41	119	21	1	.342	.478	.820	9
2023	PHILLIES	.252	135	489	70	123	28	5	20	63	0	5	9	35	138	16	5	.310	.452	.762	2
Minors Totals		.269	438	1593	224	429	79	12	34	201	4	17	21	148	281	54	18	.336	.398	.734	44
ML Totals		.273	1140	4168	589	1136	235	33	154	578	1	34	68	303	945	94	23	.330	.456	.786	54

+ Rehab assignment

REALMUTO'S WILD CARD SERIES STATISTICS

YEAR	CLUB, OPP	AVG	G	AB	R	H	2B	3B	HR	RBI	SH	SF	HP	BB	SO	SB	CS	OBP	SLG	OPS	E
2022	PHI, STL	.167	2	6	1	1	0	0	0	0	0	0	0	2	0	0	0	.375	.167	.542	0
2023	PHI, MIA	.375	2	8	2	3	1	0	1	1	0	0	0	0	0	0	0	.375	.875	1.250	0
WC	Totals	.286	4	14	3	4	1	0	1	1	0	0	0	2	0	0	0	.375	.571	.946	0

REALMUTO'S DIVISION SERIES STATISTICS

YEAR	CLUB, OPP	AVG	G	AB	R	H	2B	3B	HR	RBI	SH	SF	HP	BB	SO	SB	CS	OBP	SLG	OPS	E
2022	PHI, ATL	.278	4	18	5	5	0	0	1	2	0	0	0	0	7	0	0	.278	.444	.722	0
2023	PHI, ATL	.214	4	14	1	3	1	0	1	5	0	0	1	1	5	0	1	.313	.500	.813	0
DS	Totals	.250	8	32	6	8	1	0	2	7	0	0	1	1	12	0	1	.294	.469	.763	0

REALMUTO'S LEAGUE CHAMPIONSHIP SERIES STATISTICS

YEAR	CLUB, OPP	AVG	G	AB	R	H	2B	3B	HR	RBI	SH	SF	HP	BB	SO	SB	CS	OBP	SLG	OPS	E
2022	PHI, SD	.235	5	17	4	4	0	0	1	1	0	0	0	3	5	0	0	.350	.412	.762	0
2023	PHI, ARI	.259	7	27	4	7	2	0	1	6	0	0	0	0	8	0	0	.259	.444	.703	0
LCS	Totals	.250	12	44	8	11	2	0	2	7	0	0	0	3	13	0	0	.298	.432	.730	0

REALMUTO'S WORLD SERIES STATISTICS

YEAR	CLUB, OPP	AVG	G	AB	R	H	2B	3B	HR	RBI	SH	SF	HP	BB	SO	SB	CS	OBP	SLG	OPS	E
2022	PHI, HOU	.167	6	24	1	4	1	0	1	3	0	0	1	1	12	0	0	.231	.333	.564	0

REALMUTO'S ALL-STAR GAME STATISTICS

YEAR	CLUB, SITE	AVG	G	AB	R	H	2B	3B	HR	RBI	SH	SF	HP	BB	SO	SB	CS	OBP	SLG	OPS	E
2018	NL, WSH	---	1	0	1	0	0	0	0	0	0	0	0	2	0	0	0	1.000	---	---	0
2019	NL, CLE	.000	1	2	0	0	0	0	0	0	0	0	0	0	1	0	0	.000	.000	.000	0
2021	NL, COL	.500	1	2	1	1	0	0	1	1	0	0	0	0	1	0	0	.500	2.000	2.500	0
ASG	Totals	.250	3	4	2	1	0	0	1	1	0	0	0	2	2	0	0	.500	1.000	1.500	0

REALMUTO'S WORLD BASEBALL CLASSIC STATISTICS

YEAR	CLUB	AVG	G	AB	R	H	2B	3B	HR	RBI	SH	SF	HP	BB	SO	SB	CS	OBP	SLG	OPS	E
2023	USA	.500	4	12	1	6	2	0	0	2	0	1	1	1	0	0	0	.533	.667	1.200	0

REALMUTO'S CAREER TRANSACTIONS

- Selected by Florida Marlins in 3rd round of 2010 MLB Draft
- On injured list with a low back contusion, March 26-April 16, 2018; included rehab assignment to Jupiter, April 14-16
- Traded to Philadelphia for Jorge Alfaro (c), Sixto Sánchez (rhp), Will Stewart (lhp) and international bonus pool money, February 7, 2019
- On COVID-related injured list, May 13, 2021
- On injured list with a left hand contusion, May 18-28, 2021

REALMUTO'S CAREER FIELDING

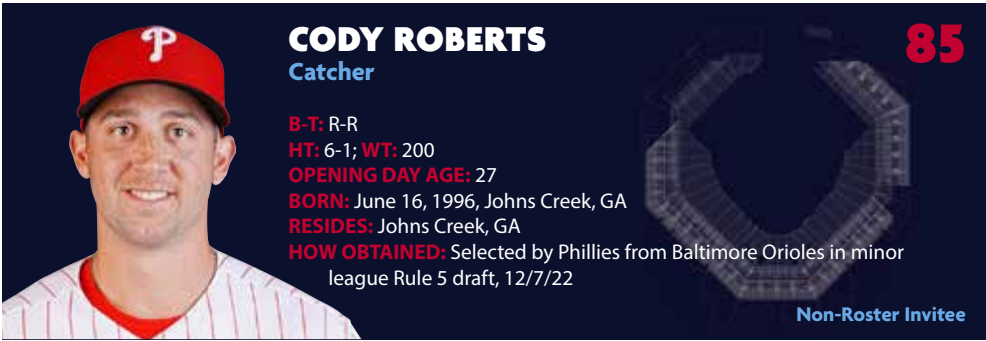
POSITION	PCT	G	PO	A	E	TC	DP	PB
Catcher	.994	1047	8503	449	52	9004	73	59
First base	.993	51	249	17	2	268	22	

REALMUTO'S GAME HIGHS

HITS: 5 – 3 times, last: 9/20/22 vs TOR... **RUNS:** 3 – 17 times, last: 6/13/23 at ARI... **DOUBLES:** 3 – 6/4/22 vs LAA... **TRIPLES:** 1 – 33 times, last: 6/13/23 at ARI... **HOME RUNS:** 2 – 7 times, last: 9/14/22 at MIA... **RBI:** 6 – 8/12/15 vs BOS... **WALKS:** 3 – 7/8/21 at CHI... **STOLEN BASES:** 3 – 9/30/22 at WSH... **HITTING STREAK:** 12 games – 2 times, last: 6/18-7/5/18

REALMUTO'S NOTABLE HOMERS

GRAND SLAMS: 4 – 8/12/15 vs BOS (Robbie Ross); 6/23/18 at COL (Bryan Shaw); 7/28/19 vs ATL (Kevin Gausman); 8/14/19 vs CHI (Alec Mills)... **INSIDE-THE-PARK HR:** 2 – 9/8/15 vs MIL (Taylor Jungmann); 8/24/17 at PHI (Jesen Therrien)... **LEADOFF HR:** None... **PINCH HR:** 1 – 5/19/19 vs COL (Bryan Shaw)... **WALK-OFF HR:** 2 – 9/19/17 vs NYM (Paul Sewald); 7/17/21 vs MIA (Yimi Garcia)



CODY ROBERTS

Catcher

B-T: R-R

HT: 6-1; **WT:** 200

OPENING DAY AGE: 27

BORN: June 16, 1996, Johns Creek, GA

RESIDES: Johns Creek, GA

HOW OBTAINED: Selected by Phillies from Baltimore Orioles in minor league Rule 5 draft, 12/7/22

Non-Roster Invitee

2024 PHILLIES

2023

- Spent his first season in the Phillies system playing 72 games with Reading (AA)
- Was a non-roster invitee to ML spring training
- Started 53 games at catcher, 5 games in RF, 3 games as DH and 2 games in LF
- Posted a .778 OPS in 52 plate appearances with 11 runs scored in 17 June games

2022

- Spent most of the season with Bowie (AA) in BAL's system
- Also had several stints with Norfolk (AAA)

2021

- Overall, appeared in 51 games between Aberdeen (A), Norfolk and Bowie, slashing 253/.359/.409
- Threw out 12 of 46 attempted base stealers (26.1%)

2020

- Did not play

2019

- Spent majority of season with Delmarva (A)
- On the IL, 4/5-6/19, with a right finger fracture
- Appeared in 4 rehab games with Aberdeen

2018

- Selected as a New York-Penn League midseason All-Star
- Began pro career with Aberdeen

PERSONAL

Cody Ryan Roberts... Attended University of North Carolina at Chapel Hill... 2015 graduate of Blessed Trinity High School (GA)... **Hobbies:** Fishing and golf... **Signed by:** Rich Morales

CODY ROBERTS' CAREER STATISTICS

YEAR	CLUB	AVG	G	AB	R	H	2B	3B	HR	RBI	SH	SF	HP	BB	SO	SB	CS	OBP	SLG	OPS	E
2018	Aberdeen	.252	44	155	11	39	9	0	1	14	0	2	1	12	43	0	0	.306	.329	.635	2
2019	Delmarva	.241	51	166	20	40	4	1	0	21	0	4	1	21	43	0	0	.323	.277	.600	3
	Aberdeen	.286	4	14	0	4	1	0	0	1	0	0	0	2	3	0	0	.375	.357	.732	2
2020	Did not play																				
2021	Aberdeen	.250	23	68	8	17	4	0	2	10	0	1	2	10	24	0	0	.358	.397	.755	3
	Norfolk	.294	11	34	2	10	2	0	1	4	0	0	0	4	13	0	0	.368	.441	.809	1
	Bowie	.231	17	52	8	12	3	0	2	9	1	0	1	9	19	0	0	.355	.404	.759	0
2022	Bowie	.260	73	242	32	63	16	0	7	39	0	3	4	25	75	0	0	.336	.413	.749	5
	Norfolk	.375	7	24	3	9	2	0	1	3	0	0	0	4	6	0	0	.464	.583	1.047	3
2023	Reading	.214	72	215	33	46	11	0	6	15	1	3	4	16	52	2	2	.277	.349	.626	8
Minors Totals		.247	302	970	117	240	52	1	20	116	2	13	13	103	278	2	2	.324	.365	.689	27

ROBERTS' CAREER TRANSACTIONS

- Selected by Miami Marlins in 38th round of 2017 MLB Draft, but did not sign
- Selected by Baltimore Orioles in 11th round of 2018 MLB Draft
- Selected by Philadelphia in minor league Rule 5 draft, December 7, 2022



JOHAN ROJAS

Outfielder

18

B-T: R-R

HT: 6-0; **WT:** 182

OPENING DAY AGE: 23

BORN: August 14, 2000, San Francisco de Macorís, DR

RESIDES: San Francisco de Macorís, DR

ML SERVICE: 80 days

HOW OBTAINED: Signed by Phillies as an amateur free agent, 1/18/18

2023

- Made his ML debut, appearing in 59 games for the Phillies and started all 13 games in the postseason
- Was the recipient of the Paul Owens Award, presented annually to the organization's top minor league player
- Entered the season ranked as the No. 6 prospect in the Phillies minor league system according to MLB.com
- Slashed .306/.361/.484 (.845 OPS) in 76 games with 9 HR, 45 RBI and 30 SB for Reading (AA) prior to his call-up on 7/14
- Per Sports Info Solutions, led all MiLB center fielders with 16 defensive runs saved at the time of his call-up; no other MiLB center fielder had more than 4 DRS
- Made his ML debut on 7/15 vs SD (gm 1), becoming the youngest Phils center fielder (22 yrs, 335 days) to start a game since Lonnie Smith (10/1/78, 22 yrs, 283 days)
- Became the first Phillie with an outfield assist in his ML debut since Jackie Mayo on 9/19/48
- Was the first Phillie since Lonnie Smith in 1978 with an outfield assist and a stolen base prior to their first ML hit; the last major leaguer to accomplish both feats before a hit was PIT's Adrian Brown in 1997
- Singled in the 5th inning on 7/15 vs SD (gm 2) for his first ML hit (Ryan Weathers) and went 3-for-4 with 2 RBI
- Became the first Phillies player in the modern era to register 3 SB in his first 6 career games
- Registered 9 putouts in CF on 8/9 vs WSH, including the final out of Michael Lorenzen's no-hitter, becoming the first Phillies outfielder with 9 putouts in any game since Odúbel Herrera on 8/29/15; per Elias, it was the most putouts by an outfielder in a no-hitter in the modern era (since 1900)
- Clubbed his first ML HR on 8/11 vs MIN off position player Jordan Luplow and hit his second career HR on 9/18 at ATL off Kyle Wright
- Named SIS/Fielding Bible Defensive Player of the Month for August, leading all players with 11 defensive runs saved, 5 more than the next closest center fielder
- Registered his first career walk-off hit with an RBI single in the 10th inning on 9/26 vs PIT to clinch a spot in the postseason, becoming the first player in Phillies history and first MLB rookie since Alfonso Soriano (NYY) in 1999 with a walk-off RBI on the same day his team clinched the postseason
- On 10/3 in Game 1 of the NLWCS vs MIA, became the youngest Phils hitter to start a postseason game since Milt Stock in Game 1 of the 1915 World Series
- With a double on 10/16 in Game 1 of the NLCS vs ARI, became the 2nd-youngest Phillies player with an XBH in a postseason game (Milt Stock, 10/11/1915)

2022

- Was a non-roster invitee to ML spring training
- Began the year with Jersey Shore (A) before being promoted to Reading on 6/30
- Went 62-for-67 in stolen base attempts (92.5%)
- His 62 steals led all Phillies minor leaguers and ranked 8th in MiLB
- In 130 combined games between both levels, slashed .244/.309/.354 with 82 runs, 20 doubles, 7 triples and 7 home runs
- Played for Surprise in the Arizona Fall League and started 12 games in CF; slashed .310/.423/.452 with 8 walks to 8 strikeouts in 52 plate appearances and went 13-for-13 in stolen base attempts
- Following the season, was ranked as the No. 5 prospect in the Phillies minor league system by *Baseball America*

2021

- Was a non-roster invitee to ML spring training
- Began the season with Clearwater (A), where he spent most of the year
- Promoted to Jersey Shore, 9/2
- Led all Phillies minor leaguers in stolen bases (34), was 2nd in runs (69) and 3rd in hits (100)
- Among Low-A Southeast hitters, finished 1st in sacrifice hits (4) and 5th in steals (25)
- Named Phillies Minor League Hitter of the Month for September
- Reached base safely in 15 of his 17 games with Jersey Shore
- Defensively, made starts in LF (3), CF (80) and RF (12)
- Following the season, was ranked as the No. 4 prospect in the Phillies organization by *Baseball America* and was rated as the best defensive outfielder in the Phillies minor league system by the same publication
- Participated in Florida Instructional League

2020

- Did not play
- Participated in FIL

2019

- Began the season with Gulf Coast League Phillies West (R)
- Tied for the league lead in triples (5) despite playing only 18 games
- Batted .333 (17-51) against RHP at the GCL level
- Promoted to Williamsport (A) on 7/19 for the remainder of the season
- Led the New York-Penn League in triples (6)
- Participated in FIL

2018

- Began his professional career with Dominican Summer League Phillies Red (R)
- Named a DSL All-Star
- Led the DSL with 14 outfield assists
- Finished 3rd in the DSL in hits (83), 4th in AB (259), T-7th in games (68) and T-9th in total bases (109)
- Led all Phillies short-season minor leaguers in AB and hits

- Hit .359 (28-78) with 4 doubles, 3 triples, 1 HR and 30 RBI with RISP
- Participated in FIL

PERSONAL

Johan Stiven Rojas... Has one son, Johan Jr.... **Hobby:** Video games... **Signed by:** Carlos Salas and Andrés Hiraldo

JOHAN ROJAS' CAREER STATISTICS

YEAR	CLUB	AVG	G	AB	R	H	2B	3B	HR	RBI	SH	SF	HP	BB	SO	SB	CS	OBP	SLG	OPS	E
2018	DSL Phillies-R	.320	68	259	42	83	12	4	2	31	2	5	8	18	37	19	8	.376	.421	.797	4
2019	GCL Phillies-W	.311	18	74	13	23	6	#5	0	4	0	0	1	9	12	3	2	.393	.527	.920	1
	Williamsport	.244	42	164	17	40	5	*6	2	11	0	1	2	5	29	11	4	.273	.384	.657	1
2020	Did not play																				
2021	Clearwater	.240	78	313	51	75	15	3	7	38	*4	3	5	26	69	25	6	.305	.374	.679	4
	FCL Phillies	.750	1	4	2	3	0	0	1	3	0	0	0	0	1	0	0	.750	1.500	2.250	0
	Jersey Shore	.344	17	64	16	22	3	1	3	11	0	1	2	7	8	8	3	.419	.563	.981	0
2022	Jersey Shore	.230	70	265	40	61	12	2	3	22	3	2	1	21	55	33	1	.287	.325	.612	2
	Reading	.260	60	235	42	61	8	5	4	16	3	0	5	21	44	29	4	.333	.387	.720	2
2023	Reading	.306	76	320	56	98	20	5	9	45	2	3	5	24	59	30	8	.361	.484	.845	5
	PHILLIES	.302	59	149	24	45	9	2	2	23	6	0	4	5	42	14	1	.342	.430	.772	2
	Minors Totals	.274	430	1698	279	466	81	31	31	181	14	15	29	131	313	159	36	.334	.413	.747	19
ML	Totals	.302	59	149	24	45	9	2	2	23	6	0	4	5	42	14	1	.342	.430	.772	2

* League leader

Tied for league lead

ROJAS' WILD CARD SERIES STATISTICS

YEAR	CLUB, OPP	AVG	G	AB	R	H	2B	3B	HR	RBI	SH	SF	HP	BB	SO	SB	CS	OBP	SLG	OPS	E
2023	PHI, MIA	.167	2	6	1	1	0	0	0	0	0	0	0	0	3	0	0	.167	.167	.334	0

ROJAS' DIVISION SERIES STATISTICS

YEAR	CLUB, OPP	AVG	G	AB	R	H	2B	3B	HR	RBI	SH	SF	HP	BB	SO	SB	CS	OBP	SLG	OPS	E
2023	PHI, ATL	.000	4	15	0	0	0	0	0	0	0	0	0	1	6	0	0	.063	.000	.063	0

ROJAS' LEAGUE CHAMPIONSHIP SERIES STATISTICS

YEAR	CLUB, OPP	AVG	G	AB	R	H	2B	3B	HR	RBI	SH	SF	HP	BB	SO	SB	CS	OBP	SLG	OPS	E
2023	PHI, ARI	.136	7	22	1	3	1	1	0	0	1	0	0	0	6	0	0	.136	.273	.409	0

ROJAS' CAREER TRANSACTIONS

- Signed by Philadelphia as an amateur free agent, January 18, 2018

ROJAS' CAREER FIELDING

POSITION	PCT	G	PO	A	E	TC	DP
Outfield	.986	57	135	3	2	140	2

ROJAS' GAME HIGHS

HITS: 3 – 2 times, last: 8/27/23 vs STL... **RUNS:** 2 – 2 times, last: 8/11/23 vs MIN... **DOUBLES:** 1 – 9 times, last: 9/16/23 at STL...
TRIPLES: 1 – 2 times, last: 10/1/23 at NYM... **HOME RUNS:** 1 – 2 times, last: 9/18/23 at ATL... **RBI:** 3 – 8/11/23 vs MIN... **WALKS:**
 1 – 5 times, last: 9/12/23 vs ATL... **STOLEN BASES:** 2 – 7/24/23 vs BAL... **HITTING STREAK:** 9 games – 9/15-26/23



MICHAEL RUCKER

Right-Handed Pitcher

39

@mike_ruck27

B-T: R-R

HT: 6-1; **WT:** 215

OPENING DAY AGE: 29

BORN: April 27, 1994, Columbus, MS

RESIDES: Bonney Lake, WA

ML SERVICE: 1 year, 156 days

HOW OBTAINED: Acquired from Chicago Cubs for cash considerations, 2/6/24



2023

- Split the season between CHI and Iowa (AAA)
- Of the 294 right-handed ML pitchers with at least 40.0 IP, his 51.8% ground ball rate ranked 41st
- Stranded 18 of 24 inherited runners (75.0%)
- Held opponents scoreless in 12 of his first 16 outings through May 13
- For Iowa, appeared in 13 games and made 2 starts

2022

- Shuttled between CHI and Iowa all season
- Made a career-high 41 appearances in relief for CHI
- On IL with left foot turf toe, 5/17-31; included a rehab assignment to Iowa, 5/28-31
- Picked up his first career win on 8/10 vs WSH (1.0 IP)
- Tossed a career-high-tying 3.0 IP twice, 5/8 vs LAD and 6/11 at NYY
- Posted a 2.93 ERA (10 ER, 30.2 IP) over his final 26 games beginning on 8/2

2021

- Was a non-roster invitee to ML spring training
- Began the season with Iowa before having his contract selected by CHI on 7/30
- Made his ML debut on 7/30 at WSH (2.0 IP, ER, BB, SO)
- Struck out Josh Bell for his first career strikeout
- Picked up his first career save on 9/19 at MIL and stranded 3 runners

2020

- Spent the season at CHI's alternate training site in South Bend

2019

- Pitched primarily in relief for Tennessee (AA) but had a brief stint with Iowa
- Averaged 10.6 SO/9.0 IP with Tennessee (89 SO, 75.2 IP)
- 27 of his 34 relief outings for Tennessee were multiple innings, including a season-high 4.0 innings on 6/9 vs Chattanooga

2018

- Pitched exclusively as a starter for Tennessee
- Posted a 1.12 WHIP (38 BB, 111 H, 132.2 IP) over 26 starts
- Faced 558 batters and posted a 3.11 SO/BB ratio (118 SO)

2017

- Split his second pro season between South Bend (A) and Myrtle Beach (A)
- Combined to post a 2.38 ERA (28 ER, 106.0 IP) in 27 games (15 starts) with 114 strikeouts to 21 walks between both levels
- Named Carolina League Player of the Week in back-to-back weeks after tossing 20.0 scoreless innings with 24 strikeouts to 1 walk, 7/12-22

2016

- Split his first pro season between Mesa (R) and Eugene (A)
- Combined to post a 0.00 ERA over 7 appearances (12.2 IP) between both levels

PERSONAL

Michael Patrick Rucker... Married, wife's name is Sydney... Attended Brigham Young University (UT) from 2014-16 and Gonzaga University (WA) in 2013... Graduated from Auburn Riverside High School (WA)... **Signed by:** Steve McFarland

MICHAEL RUCKER'S CAREER STATISTICS

YEAR	CLUB	W-L	ERA	G	GS	CG	SHO	SV	IP	H	R	ER	HR	HB	BB	SO	WP	BK	AVG
2016	Mesa	3-0	0.00	5	0	0	0	0	8.2	4	1	0	0	0	1	11	0	0	.138
	Eugene	0-0	0.00	2	0	0	0	0	4.0	5	1	0	0	0	0	7	0	0	.313
2017	South Bend	0-0	1.42	7	0	0	0	1	12.2	7	2	2	1	1	0	22	0	0	.156
	Myrtle Beach	5-5	2.51	20	15	0	0	1	93.1	82	33	26	5	1	21	92	2	0	.235
2018	Tennessee	9-6	3.73	26	26	0	0	0	132.2	111	62	55	17	10	38	118	6	1	.223
2019	Tennessee	0-3	4.28	34	0	0	0	1	75.2	76	42	36	10	5	22	89	1	1	.263
	Iowa	0-0	2.25	2	0	0	0	0	4.0	4	1	1	0	1	3	4	0	0	.267
2020	Did not pitch																		
2021	Iowa	3-0	4.81	19	0	0	0	0	39.1	44	22	21	8	2	9	49	0	0	.282
	CHICAGO-NL	0-0	6.99	20	0	0	0	1	28.1	32	25	22	5	2	11	30	0	0	.286
2022	Iowa	1-0	1.17	10	0	0	0	0	15.1	15	3	2	0	0	8	13	1	0	.250
	CHICAGO-NL	3-1	3.95	41	0	0	0	0	54.2	50	25	24	8	0	20	50	4	0	.242
2023	CHICAGO-NL	2-1	4.91	35	0	0	0	0	40.1	39	22	22	6	3	19	40	1	0	.257
	Iowa	0-1	1.69	13	2	0	0	2	21.1	12	4	4	2	0	5	19	0	0	.169
Minors Totals		21-15	3.25	138	44	0	0	5	407.0	360	171	147	43	20	107	424	10	2	.236
ML	Totals	5-2	4.96	96	0	0	0	1	123.1	121	72	68	19	5	50	120	5	0	.257

RUCKER'S CAREER TRANSACTIONS

- Selected by Chicago Cubs in 11th round of 2016 MLB Draft
- Selected by Baltimore Orioles in 2019 Rule 5 draft but was returned to Chicago on March 6, 2020
- On injured list with left foot turf toe, May 17-31, 2022; included a rehab assignment to Iowa, May 28-31
- Traded to Philadelphia for cash considerations, February 6, 2024

RUCKER'S CAREER FIELDING

POSITION	PCT	G	PO	A	E	TC	DP
Pitcher	1.000	96	5	8	0	13	2

RUCKER'S GAME HIGHS

LOW-HIT CG: N/A... **SHUTOUTS:** N/A... **STRIKEOUTS:** 6 – 4/30/22 at MIL... **WALKS:** 3 – 7/5/23 at MIL... **LONGEST OUTING:** 3.0 inn. – 3 times, last: 6/11/22 at NYY... **WINNING STREAK:** 3 games – 8/10-23/22... **LOSING STREAK:** N/A... **SCORELESS STREAK:** 8.1 inn. – 5/28-6/28/23

PHILLIES PLAYING COLLEGE BASEBALL (40-MAN ROSTER)

Player	College
Alec Bohm	Wichita State University (KS)
Connor Brogdon	Lewis-Clark State College (ID)
Kody Clemens	University of Texas - Austin
Dylan Covey	University of San Diego
Darick Hall	Cochise College (AZ) and Dallas Baptist University (TX)
Bryce Harper	College of Southern Nevada
Jeff Hoffman	East Carolina University (NC)
Orion Kerkering	University of South Florida
Whit Merrifield	University of South Carolina
Nick Nelson	Gulf Coast State College (FL)
Aaron Nola	Louisiana State University
Michael Rucker	Brigham Young University (UT) and Gonzaga University (WA)
Kyle Schwarber	Indiana University
Bryson Stott	University of Nevada, Las Vegas
Matt Strahm	Neosho County Community College (KS)
Garrett Stubbs	University of Southern California
Spencer Turnbull	University of Alabama
Trea Turner	North Carolina State University
Weston Wilson	Clemson University (SC)



JOSÉ RUIZ

Right-Handed Pitcher

66

B-T: R-R

HT: 6-1; **WT:** 235

OPENING DAY AGE: 29

BORN: October 21, 1994, Guacara, VZ

RESIDES: Orlando, FL

ML SERVICE: 3 years, 170 days

HOW OBTAINED: Signed by Phillies as a minor league free agent, 11/28/23

Non-Roster Invitee

2023

- Before the season, pitched for Venezuela in the World Baseball Classic; went 2-0, 0.00 ERA (4.1 IP) in 3 games
- Began the year with CWS before being traded to ARI on 4/9
- Had a 3.20 ERA (9 ER, 25.1 IP) with 25 SO over his first 22 games for ARI (4/11-6/10)
- Was outrighted to Reno (AAA) on 7/30
- With Reno averaged 11.28 SO/9.0 IP (33 SO, 26.1 IP) over 17 appearances (4 GS)

2022

- Set career highs in games (63), strikeouts (68) and holds (11) for CWS
- Posted a 2.73 ERA (8 ER, 26.1 IP) and held opponents to a .485 OPS in 28 road games compared to a 6.03 ERA (23 ER, 34.1 IP) and .903 OPS in 35 home games
- Had a season-best 11.2-inning scoreless streak, 6/15-7/12 (11 G)
- Picked up his lone win on 7/6 vs MIN with a scoreless 10th inning in a 9-8 CWS victory

2021

- Made his first career Opening Day roster
- Tied a career high with 4 SO, 4/19 at BOS (2.0 IP)
- Had a 12.0-inning scoreless streak, 8/25-9/20 (10 G)
- Made his 100th career appearance on 8/28 vs CHI
- Made his only career postseason appearance in Game 1 of the ALDS vs HOU (1.1 IP, SO)

2020

- Began the season on the COVID-related IL; had a rehab assignment at the club's alternate spring training site from 7/16-8/8
- Was reinstated from the IL and recalled by CWS from the alternate site on 8/9
- Made 2 scoreless appearances before being optioned back to the alternate site on 8/18
- Recalled again on 9/17 and made 3 appearances before being optioned for the final time on 9/24
- Struck out 5 of the 14 batters he faced with 0 walks over two stints with CWS

2019

- Shuttled between Charlotte (AAA) and CWS all season
- Earned his first ML victory on 7/3 vs DET (gm 2)
- With CWS, limited the 64 LHH he faced to a .345 SLG compared to a .580 SLG against the 134 RHH he faced

2018

- Spent most of his first year in the CWS organization with Winston-Salem (A) and Birmingham (AA)
- In 43 appearances between both levels combined to post a 3.07 ERA (20 ER, 58.2 IP) with 77 SO and a .579 OPS
- Had his contract selected on 9/4 and made his CWS debut on 9/5 vs DET (1.1 IP, 2 SO)

2017

- Spent most of the season with Lake Elsinore (A)
- Was recalled by SD on 7/24 and made his ML debut that night vs NYM (1.0 IP, SO); struck out Yoenis Cespedes for his first ML strikeout
- Optioned back to Lake Elsinore on 7/25 for the rest of the season
- Following the season, played for Magallanes in the Venezuelan Winter League

2016

- Began the season as a catcher before being converted to a pitcher in June
- Started 49 games at catcher for Lake Elsinore to begin the season
- Made his first appearance as a pitcher on 6/27; did not allow a hit over his first 9 games (8.2 IP)
- Combined to go 2-0, 0.00 ERA (12.1 IP) with 2 SV and 14 SO in 11 relief appearances between Lake Elsinore, Tri City (A) and Arizona League Padres (R)

2015

- Played in 90 games at catcher for Fort Wayne (A)

2014

- Made 43 starts at catcher for Eugene (A)
- Threw out 28 of 83 attempted base stealers (33.7%)

2013

- Played for AZL Padres (R) but made 1 appearance with Lake Elsinore

2012

- Began pro career with Dominican Summer League Padres (R)

PERSONAL

José Rafael Ruiz... Married, wife's name is Liseth... Attended Liceo Luis Augusto Machado Cisneros in Guacara... His brother, Humberto, played professionally in BAL's minor league system from 2004-05

JOSÉ RUIZ'S CAREER STATISTICS

YEAR	CLUB	W-L	ERA	G	GS	CG	SHO	SV	IP	H	R	ER	HR	HB	BB	SO	WP	BK	AVG
2016	Lake Elsinore	0-0	0.00	1	0	0	0	0	1.0	0	0	0	0	0	1	1	0	0	.000
	AZL Padres	0-0	0.00	1	0	0	0	0	0.2	0	0	0	0	0	2	1	1	0	.000
	Tri-City	2-0	0.00	9	0	0	0	2	10.2	3	0	0	0	0	2	12	0	0	.094
2017	Lake Elsinore	1-2	5.98	44	0	0	0	2	49.2	57	34	33	7	2	25	45	6	0	.291
	SAN DIEGO	0-0	0.00	1	0	0	0	0	1.0	0	0	0	0	0	1	1	0	0	.000
2018	Winston-Salem	0-0	2.70	10	0	0	0	2	13.1	6	4	4	2	2	5	22	1	1	.130
	Birmingham	3-1	3.18	33	0	0	0	14	45.1	33	18	16	2	1	19	55	6	0	.204
	CHICAGO-AL	0-0	4.15	6	0	0	0	0	4.1	5	2	2	1	0	3	6	2	0	.278
2019	Charlotte	0-0	1.26	11	0	0	0	7	14.1	9	2	2	0	1	7	15	1	0	.180
	CHICAGO-AL	1-4	6.08	40	1	0	0	0	40.0	56	27	25	6	2	24	35	4	0	.335
2020	CHICAGO-AL	0-0	2.25	5	0	0	0	0	4.0	2	1	1	1	0	0	5	0	0	.143
2021	CHICAGO-AL	1-3	3.05	59	0	0	0	0	65.0	51	26	22	8	0	25	63	2	2	.210
2022	CHICAGO-AL	1-0	4.60	63	0	0	0	0	60.2	53	32	31	9	0	33	68	4	1	.231
2023	CHICAGO-AL	0-0	22.09	4	0	0	0	0	3.2	8	9	9	3	2	4	3	0	1	.421
	ARIZONA	2-1	4.43	34	1	0	0	0	40.2	44	22	20	7	4	17	36	3	0	.277
	CWS/ARI	2-1	5.89	38	1	0	0	0	44.1	52	31	29	10	6	21	39	3	1	.292
	Reno	0-1	4.10	17	4	0	0	1	26.1	24	12	12	3	1	13	33	2	0	.238
	Minors Totals	6-4	3.74	126	4	0	0	28	161.1	132	70	67	14	7	74	184	17	1	.223
AL	Totals	3-7	4.53	178	1	0	0	0	178.2	175	97	90	28	4	90	181	12	4	.254
NL	Totals	2-1	4.43	34	1	0	0	0	40.2	44	22	20	7	4	17	36	3	0	.277
ML	Totals	5-8	4.51	212	2	0	0	0	219.1	219	119	110	35	8	107	217	15	4	.257

2024 PHILLIES

RUIZ'S DIVISION SERIES STATISTICS

YEAR	CLUB, OPP	W-L	ERA	G	GS	CG	SHO	SV	IP	H	R	ER	HR	HB	BB	SO	WP	BK	AVG
2021	CWS, HOU	0-0	0.00	1	0	0	0	0	1.1	0	0	0	0	0	0	1	0	0	.000

RUIZ'S WORLD BASEBALL CLASSIC STATISTICS

YEAR	CLUB	W-L	ERA	G	GS	CG	SHO	SV	IP	H	R	ER	HR	HB	BB	SO	WP	BK	AVG
2023	Venezuela	2-0	0.00	3	0	0	0	0	4.1	1	0	0	0	0	2	5	0	0	.083

RUIZ'S CAREER TRANSACTIONS

- Signed by San Diego Padres as an amateur free agent, July 2, 2011
- Claimed off waivers by Chicago White Sox, December 22, 2017
- On COVID-related injured list, July 10-August 8, 2020; included rehab assignment to CWS's alternate training site, July 16-August 8
- Signed by Philadelphia as a minor league free agent, November 28, 2023

RUIZ'S CAREER FIELDING

POSITION	PCT	G	PO	A	E	TC	DP
Pitcher	.917	212	4	18	2	24	2

RUIZ'S GAME HIGHS

LOW-HIT CG: N/A... **SHUTOUTS:** N/A... **STRIKEOUTS:** 4 – 4 times, last: 5/14/23 vs SF... **WALKS:** 3 – 3 times, last: 5/24/23 at PHI... **LONGEST OUTING:** 2.0 inn. – 17 times, last: 6/13/23 vs PHI... **WINNING STREAK:** 2 games – 7/6/22-5/17/23... **LOSING STREAK:** 4 games, 7/30/19-4/4/21... **SCORELESS STREAK:** 12.2 inn. – 8/25-9/23/21



CRISTOPHER SÁNCHEZ

Left-Handed Pitcher

61

B-T: L-L

HT: 6-6; **WT:** 190

OPENING DAY AGE: 27

BORN: December 12, 1996, La Romana, DR

RESIDES: La Romana, DR

ML SERVICE: 1 year, 83 days

HOW OBTAINED: Acquired from Tampa Bay Rays for Curtis Mead, 11/20/19

2023

- Spent the majority of the season with the Phillies and set career highs in games (19), starts (18), IP (99.1) and SO (96)
- His 1.45 BB/9.0 IP ranked 2nd in the National League (min. 75.0 IP)
- Became the second Phillie in the modern era to make at least 15 starts in a season and walk 16 or fewer batters
- Went at least 5.0 IP in 14 of his 18 starts (78%)
- Following his recall on 6/17, posted a 1.02 WHIP through the end of the season which ranked 2nd in the NL
- Struck out a career-high 10 batters twice: 9/13 vs ATL and 9/24 vs NYM
- On 9/13, recorded a career-high 21 swings and misses and 18 of them came against his changeup; it was the most swings and misses any Phillies pitcher has generated with a changeup in the Statcast Era
- All 10 of his SO on 9/24 came against his changeup and all of them were swings and misses
- Limited the 80 LHH he faced to a .133/.188/.213 slash line (.401 OPS)
- Ranked in the 98th percentile in walk rate (4.0%) and the 97th percentile in chase rate (34.8%) per Statcast
- Threw 477 changeups and held opponents to a .148 AVG and .274 SLG with a 43.0% whiff rate
- Ranked in the 95th percentile in ground ball percentage and his 57.0% ground ball percentage was the 3rd-best mark any Phillie has had in a single season since 2002, when FanGraphs began tracking batted ball stats
- When pitching on the road, posted a 2.08 ERA (6 ER, 26.0 IP) with a 0.88 WHIP
- Had the 8th-best ERA among LHP in the NL with at least 10 starts
- On the 15-day IL with a left triceps strain, 3/27-4/21; included a rehab assignment with Lehigh Valley (AAA)
- On 7/30 at PIT, carried a no-hitter through 5.0 innings, the longest no-hit bid of his career
- Appeared in 10 games (8 starts) for Lehigh Valley
- Made his postseason debut in a start in NLCS Game 4, 10/20 at ARI (2.1 IP, ER); was his lone appearance of the postseason

2022

- Made his first career Opening Day roster
- Was optioned to Lehigh Valley on 5/1
- Had 5 other stints with the Phillies: 5/8, 6/1-11, 7/5-14, 8/24-9/11 and 9/30-10/1
- Was used as both a starter and reliever, posting a 3.38 ERA (5 ER, 13.1 IP) in 3 starts and a 6.75 ERA (20 ER, 26.2 IP) in 12 relief appearances
- Had a stretch of 7 straight relief appearances of at least 1.2 IP from 7/24/21-5/1/22, posting a 3.18 ERA over that span (6 ER, 17.0 IP)

- Had a career-best 11.2-inning scoreless streak from 5/8-7/10
- Recorded his first career save on 10/1 at WSH after pitching 3.0 innings in an 8-2 Phillies win
- Held RHH to a .229 AVG (25-109)
- Was used almost exclusively as a starter in Lehigh Valley, starting 14 of his 15 games

2021

- Began season at the alternate training site in Lehigh Valley and spent the majority of the season with Lehigh Valley
- Had 5 stints with the Phillies: 4/19, 5/3, 6/6-7, 7/11 and 9/23-end of season
- Made his ML debut on 6/6 vs WSH and earned his first ML win on 7/1 at BOS, pitching 3.0 innings in relief
- Pitched at least 2.0 innings in 4 of his 7 ML appearances, and in those 4 games had a 0.90 ERA (1 ER, 10.0 IP)
- Following the season, pitched for Este in the Dominican Winter League

2020

- Appeared in 2 spring training games
- Spent entire season at the alternate training site in Lehigh Valley
- Following the season, pitched for Este in the DWL

2019

- Began season with Bowling Green (A)
- Did not allow a home run in his last 35.1 IP before being promoted to Charlotte (A) on 7/6
- From 7/20-8/20, did not allow an earned run in 21.2 innings over parts of 8 appearances
- Was promoted to Durham (AAA), 8/31
- Between the 3 levels, posted a 2.26 ERA (19 ER, 75.2 IP) with only 3 home runs allowed while holding opponents to a .212 AVG
- Following the season, pitched for Este in the DWL

2018

- Began season with Princeton (R)
- Was promoted to Bowling Green on 8/23 for the remainder of the season

2017

- Spent entire season with Princeton
- Allowed his first professional home run in his first outing after allowing none in his first 104.0 professional innings (41 appearances)

2016

- Spent third full season with Dominican Summer League Rays (R)
- Struck out 10 batters in 4.0 innings, 6/16 vs DSL Marlins
- In his final start of the season on 8/23 vs DSL Marlins, tossed his first pro shutout (7.0 IP)
- Posted a 2.31 ERA (12 ER, 46.2 IP) in July and August

2015

- Spent second season with DSL Rays
- Did not allow an earned run in 12 of his 15 appearances

- Held opponents to just 2 extra-base hits (2B, 3B, .232 SLG)

2014

- Began pro career with DSL Rays

PERSONAL

Cristopher Alexis Sánchez... **Hobby:** Fishing... **Signed by:** Daniel Santana

CRISTOPHER SÁNCHEZ'S CAREER STATISTICS

YEAR	CLUB	W-L	ERA	G	GS	CG	SHO	SV	IP	H	R	ER	HR	HB	BB	SO	WP	BK	AVG
2014	DSL Rays	1-3	7.77	13	0	0	0	0	22.0	36	26	19	0	4	16	13	3	0	.379
2015	DSL Rays	2-1	3.54	15	0	0	0	2	20.1	13	10	8	0	0	16	16	3	0	.188
2016	DSL Rays	5-3	3.06	13	11	#1	#1	1	61.2	57	25	21	0	2	12	42	11	0	.238
2017	Princeton	1-6	10.01	13	7	0	0	0	38.2	61	48	43	8	6	16	30	4	0	.353
2018	Princeton	3-2	4.60	10	10	0	0	0	43.0	53	25	22	3	2	22	34	3	0	.309
	Hudson Valley	1-0	4.00	2	2	0	0	0	9.0	9	5	4	0	0	5	11	1	0	.273
2019	Bowling Green	3-1	2.01	11	4	0	0	2	40.1	28	11	9	3	3	11	37	4	0	.190
	Charlotte	1-0	1.85	12	6	0	0	0	34.0	28	9	7	0	3	13	36	3	1	.231
	Durham	0-0	20.25	1	0	0	0	0	1.1	2	3	3	0	0	2	0	0	0	.400
2020	Did not pitch																		
2021	Lehigh Valley	5-6	4.68	19	17	0	0	0	73.0	58	39	38	4	2	48	89	4	1	.211
	PHILLIES	1-0	4.97	7	1	0	0	0	12.2	16	8	7	1	0	7	13	0	0	.320
2022	PHILLIES	2-2	5.63	15	3	0	0	1	40.0	38	25	25	5	4	17	35	0	0	.244
	Lehigh Valley	2-2	3.14	15	14	0	0	0	57.1	48	24	20	1	4	20	58	2	0	.226
2023	Lehigh Valley	3-2	4.35	10	8	0	0	0	49.2	43	24	24	6	4	29	44	3	0	.229
	PHILLIES	3-5	3.44	19	18	0	0	0	99.1	88	44	38	16	3	16	96	3	0	.235
Minors Totals		27-26	4.36	134	79	1	1	5	450.1	436	249	218	25	30	210	410	41	2	.252
ML Totals		6-7	4.14	41	22	0	0	1	152.0	142	77	70	22	7	40	144	3	0	.244

Tied for league lead

SÁNCHEZ'S WILD CARD SERIES STATISTICS

YEAR	CLUB, OPP	W-L	ERA	G	GS	CG	SHO	SV	IP	H	R	ER	HR	HB	BB	SO	WP	BK	AVG
2023	PHI, MIA	Did not pitch																	

SÁNCHEZ'S DIVISION SERIES STATISTICS

YEAR	CLUB, OPP	W-L	ERA	G	GS	CG	SHO	SV	IP	H	R	ER	HR	HB	BB	SO	WP	BK	AVG
2023	PHI, ATL	Did not pitch																	

SÁNCHEZ'S LEAGUE CHAMPIONSHIP SERIES STATISTICS

YEAR	CLUB, OPP	W-L	ERA	G	GS	CG	SHO	SV	IP	H	R	ER	HR	HB	BB	SO	WP	BK	AVG
2023	PHI, ARI	0-0	3.86	1	1	0	0	0	2.1	2	2	1	0	0	1	1	1	0	.200

SÁNCHEZ'S CAREER TRANSACTIONS

- Signed by Tampa Bay Rays as an amateur free agent, July 15, 2013
- Traded to Philadelphia for Curtis Mead (inf), November 20, 2019
- On injured list with a left triceps strain, March 27-April 21, 2023; included rehab assignment to Lehigh Valley, April 11-21

SÁNCHEZ'S CAREER FIELDING

POSITION	PCT	G	PO	A	E	TC	DP
Pitcher	.889	41	6	18	3	27	2

SÁNCHEZ'S GAME HIGHS

LOW-HIT CG: N/A... **SHUTOUTS:** N/A... **STRIKEOUTS:** 10 – 2 times, last: 9/24/23 vs NYM... **WALKS:** 4 – 9/2/22 at SF... **LONGEST OUTING:** 7.1 inn. – 9/13/23 vs ATL... **WINNING STREAK:** 2 games – 2 times, last: 8/11-25/23... **LOSING STREAK:** 4 games – 8/29/22-7/14/23... **SCORELESS STREAK:** 11.2 inn. – 5/8-7/10/22



KYLE SCHWARBER

Designated Hitter

12

B-T: L-R

HT: 6-0; **WT:** 229

OPENING DAY AGE: 31

BORN: March 5, 1993, Middletown, OH

RESIDES: Middletown, OH

ML SERVICE: 8 years, 86 days

HOW OBTAINED: Signed by Phillies as a free agent, 3/20/22

CONTRACT STATUS: Signed a four-year contract on 3/20/22, taking him through 2025

@kschwarb12

@kschwarb12

2023

- His 47 HR were a single-season career high, ranked 2nd in MLB and T-4th in Phillies history behind Ryan Howard (58 in 2006 and 48 in 2008) and Mike Schmidt (48 in 1980)
- His 126 walks were 2nd-most in MLB and T-4th in a season in Phillies history
- Also set career-high marks in games played (160 – 103 in LF & 57 as DH), runs (108) and RBI (104)
- Ranked 2nd in the NL in PA/BB (5.71), 3rd in AB/HR (12.45), T-4th in games (160), 6th in pitches/PA (4.26), T-7th in runs (108) and 9th in RBI (104)
- Named a 2023 Silver Slugger Award finalist
- Was the Phillies Roberto Clemente Award nominee, presented annually to a player who best represents the game of baseball on and off the field
- Led MLB with 20 game-winning RBI, the fourth time in Phils history a player had 20 game-winning RBI (Ryan Howard, 2011 & 2009 and Dick Allen, 1966)
- Became the first player in MLB history with 7 multi-HR games in a two-season span against any opponent (vs WSH in 2023: 6/4, 8/8, 8/18)
- Set a franchise record with 11 leadoff HR in a single season, surpassing Jimmy Rollins, who hit 9 leadoff HR in 2007
- Per Elias, became the fastest to reach 50 HR in franchise history (168 games), surpassing Jim Thome who hit 50 HR in 172 games with the Phillies
- His 93 HR in his first two seasons with the Phils passed Jim Thome (89 from 2003-04) for the most by a player in their first two seasons in Phils history and is the third player in MLB history with 90+ HR and 200+ walks in his first two years with a team (Mark McGwire, STL, 1997-98 & Babe Ruth, NYY, 1920-21)
- Became the fourth Phillies player in team history with at least 45 HR/100 RBI/100 R/100 BB in a single season (Mike Schmidt, 1979; Jim Thome, 2003; Ryan Howard, 2006) and became one of 13 players in MLB since 1920 with at least 45 HR/100 RBI/100 R/120 BB in a single season (last, Aaron Judge in 2017)
- Reached 200 career HR on 4/4 at NYY in the 16th-fewest games (824) in ML history
- In May, tied Chuck Klein as the fastest player to reach 50 HR in a calendar month (138 G)
- In June, became the only Phillie with 5 leadoff HR in any month, all-time
- Recorded his 500th career RBI on 7/16 vs SD
- Was the first Phillie since J.T. Realmuto (2019) with 2 grand slams at CBP in a single season with his sixth career GS on 7/1 vs WSH (also, 5/20 vs CHI)
- On 7/15 vs SD, became the first Phillie to homer in both ends of a doubleheader since Rhys Hoskins in 2018
- Homered in 4 straight games for the first time in his career from 7/15 (gm 1)-18

SCHWARBER PHAST PHACTS

- 2-time NL All-Star (2021-22)
 - 2016 World Series champion
 - 2022 NL Silver Slugger Award winner
 - 2022 NL home run leader
 - 2022 All-MLB Second Team
 - 2-time NL Player of the Month (June 2021 & June 2022)
- From 7/26-29, became the first Phillie since Edmundo Sosa (9/6-9/22) to reach base safely in 8 straight plate appearances
 - His 26 walks in 20 games from 7/21-8/11 were the most by a Phillie in a 20-game span (single season) since Ryan Howard had 27 walks in 20 games from 9/9-30/06
 - His 14 walks from 7/26-8/2 are tied with Pat Burrell (2002) and Bobby Abreu (1999) for the most walks by a Phillie in a 7-game span in the modern era
 - Had multiple walks in a career-high 5 straight games from 7/28-8/1, the first Phillie with such a streak since Pat Burrell in 6 games from 7/11-16/02
 - With his home run on 8/6 vs KC, has officially homered against all 30 major league clubs
 - Recorded a 6-game streak with at least one XBH from 8/21-27, the longest such streak of the season by a Phillies batter
 - His 25 walks in August were the most by a Phillie in the month since Lenny Dykstra walked 26 times in August 1993
 - Clubbed a leadoff HR in consecutive games from 9/1-2, the third Phillie (4th time) to do so: others, Jimmy Rollins, 2002 & 2005 and Randy Ready, 1989
 - Played his 300th game as a Phillie on 9/13 vs ATL and is one of 7 Phils since 1900 with 200+ runs in their first 300 games with the club (last, Jim Thome, 2003-04)
 - His 483-foot HR on 9/18 at ATL was the farthest regular season HR by a Phillie in the Statcast era (since 2015) and tied for the 3rd-farthest HR of the year in MLB
 - Finished the season slashing .237/.393/.546 (.940 OPS) with 9 HR, 18 RBI, 24 walks and 23 runs across his last 27 games (122 PA) since 9/2
 - Reached base safely in 18 straight postseason games from 10/14/22-10/11/23 (16 H, 16 BB, 3 HBP), the 4th-longest such streak in Phillies history
 - Clubbed his fourth career postseason leadoff HR and third as a Phillie in NLCS Game 1, 10/16 vs ARI (Zac Gallen), the most postseason leadoff HR in MLB history
 - Hit 2 HR in a postseason game for the first time in his career on 10/17 in Game 2 of the NLCS vs ARI (Merrill Kelly)

- Slugged his 19th career postseason HR in NLCS Game 4, 10/20 vs ARI (Kyle Nelson), the most postseason HR by a left-handed hitter in MLB history
- Became the fastest player in MLB history to 20 postseason HR (63 games) in NLCS Game 5, 10/21 at ARI (Zac Gallen), passing José Altuve (68 games)

2022

- Selected as an NL All-Star for the second time in his career (2021); entered the game in LF as a reserve and went 0-for-2 on 7/19 at Dodger Stadium
- Won his first Silver Slugger Award and was named All-MLB Second Team
- Led the NL and finished 2nd in MLB in HR with 46 (NYY's Aaron Judge, 62)
- Became the first Phillie to lead the NL in HR since 2008 (Ryan Howard, 48)
- Participated in the Home Run Derby on 7/18 as the No. 1 seed and lost to STL's Albert Pujols (No. 8 seed) in the first round, 20-19
- Among all NL players, ranked 3rd in pitches/PA (4.29), 4th in BB (86), T-6th in XBH (70) & runs (100), 8th in SLG (.504), 10th in OPS (.827) & TB (291) and T-10th in GW RBI (13)
- Set a career high in SB (10)
- Set a new franchise record with 8 multi-HR games (previous record was 7 – Dick Allen in 1968 and Ryan Howard & Chase Utley in 2006)
- His 7 leadoff HR were 2nd-most ever in a season by a Phillie, trailing only Jimmy Rollins (9) in 2007
- Hit 38 HR when batting in the leadoff spot, tops in MLB and most in a single season in franchise history (previous: Jimmy Rollins, 30 in 2007)
- Became just the fourth player in franchise history with a 40-HR/10-SB season, joining Cy Williams in 1923 (41 HR/11 SB), Dick Allen in 1966 (40 HR/10 SB) and Mike Schmidt in 1980 (48 HR/12 SB)
- Led the NL with 24 HR that were game-tying or go-ahead homers (2nd in MLB to Aaron Judge, 25)
- On Opening Day, 4/8 vs OAK, slugged a leadoff HR (Frankie Montas) and became just the third player to hit a leadoff HR in his first career game as a Phillie, joining Heinie Mueller (1938) and Andrew McCutchen (2019)
- Hit a 468-foot home run on 4/20 at COL (Germán Márquez), which was the farthest HR hit by a Phillie in 2022
- On 4/24 vs MIL, was ejected by home plate umpire Angel Hernandez in the 9th inning
- Recorded his 15th career multi-HR game on 5/1 at NYM (both homers against Max Scherzer)
- Had a career-best 31-game on-base streak, 5/26-6/28, during which he posted a .999 OPS
- Named NL Player of the Month for June, his second career POM Award (other: June 2021) after leading MLB in HR (12) and runs (27) during the month
- With 2 HR on both 7/5 and 7/6, became the first Phillies player with consecutive multi-HR games since Chase Utley, 4/13-14/06
- His 29 HR prior to the All-Star break were the 2nd-most ever by a Phillies player, trailing only Mike Schmidt's 31 in 1979

- His HR on 7/22 vs CHI was his 30th in his 91st game of the season, making him the 5th-fastest Phillie ever to reach 30 HR in a season in terms of games
- On 10/3 at HOU, in the postseason-clinching win, hit his seventh leadoff HR (20th career) and logged his eighth multi-HR game of the season (22nd career)
- Per Statcast data, had a hard-hit percentage of 54.4, which ranked 4th among qualifying ML hitters
- Was in the 99th percentile in barrel percentage among qualifying ML hitters
- Had 10 HR against WSH, which were the most by a Phillies player against any club in one season since Mike Schmidt had 10 against CHI in 1980
- Had a sacrifice fly in each game of the NL Wild Card Series at STL
- His HR in Game 1 of the NLCS at SD (Yu Darvish) on 10/18 had an exit velocity of 119.7 mph, which made it the hardest-hit ball in the postseason during the Statcast era (since 2015)
- His HR traveled 488 feet, the 2nd-farthest postseason HR in the Statcast era, trailing only CHI's Willson Contreras (491 feet) on 10/18/17 vs LAD
- His HR on 10/18 was both the hardest-hit ball and farthest HR hit by a Phillie during the Statcast era (regular season and postseason combined)
- In Game 3 of the NLCS vs SD on 10/21, slugged a leadoff HR (Joe Musgrove) and became the second player in franchise history to hit a leadoff HR in the postseason, joining Jimmy Rollins (3; last: 10/15/08 at LAD)
- Became the first Phillie ever to hit a leadoff HR in a World Series during Game 5 on 11/3 vs HOU (Justin Verlander); was the 26th leadoff HR in the history of the Fall Classic
- Set franchise records for walks in a single postseason (15) and longest walk streak in a postseason (8 G, 10/22-11/5)
- Over his final 8 games of the postseason (NLCS Games 4 & 5 and the WS), slashed .280/.486/.760 (1.246 OPS)

2021

- Named an All-Star for the first time in his career (did not play for NL due to injury)
- In 113 games between WSH and BOS, hit 32 HR with 71 RBI and a .928 OPS



- Set career highs in AVG (.266), OBP (.374), SLG (.554) and OPS
- Finished T-1st in MLB in leadoff HR (8) with BAL's Cedric Mullins
- Hit 30 or more HR for the third time in his career (also: 2017 and 2019)
- Hit 28 of his 32 HR against RHP while posting a .990 OPS
- His .623 SLG against RHP ranked 5th among all ML players (min. 300 PA)
- Began the season on the COVID-related IL
- Made his season debut with WSH on 4/12 at STL
- Hit 2 HR in his first 22 games (through 5/8) and then slugged 23 HR in his next 50 games before landing on the IL
- Named NL Player of the Month for June
- Had 5 multi-HR games in June, including a career-high 3 HR on 6/20 vs NYM
- His other multi-HR games that month were on 6/13 vs SF, 6/19 vs NYM, 6/24 at MIA and 6/28 vs NYM
- Set the WSH record for HR in a calendar month (16)
- Tied Albert Belle (1995) for the ML record for most HR in a 10-game span (12 from 6/19-29)
- Set ML records for most HR as a leadoff hitter in a calendar month (15) and most leadoff HR in a calendar month (7)
- Had no HR from 6/1-11, then from 6/12-29 tied the ML record for HR in an 18-game span (16; also: Sammy Sosa in 1998 and Barry Bonds in 2001)
- Tied the ML record for HR in a 2-game span (5) when he hit 2 HR on 6/19 and 3 HR on 6/20
- Was placed on the 10-day IL on 7/3 (right hamstring strain)
- Traded to BOS on 7/29
- Reinstated from the IL on 8/13 and made his BOS debut that night
- From 8/13 through the end of the season, ranked 2nd in the AL with 33 BB and a .435 OBP (min. 100 PA)
- Reached base safely in 23 consecutive games from 6/19-8/26
- Posted a .571 OBP during his first 10 games with BOS, the highest in club history by a player over his first 10 games with the club
- Hit his eighth leadoff HR of the season on 9/3 vs CLE, the 13th of his career
- On 9/22 vs NYM, logged his 14th career multi-HR game and sixth of the year (fourth against NYM)
- Started each of his 72 games with WSH in LF
- With BOS, made 14 starts as the DH, 14 in LF and 9 at 1st base (those were his first career starts at the position)

2020

- Led CHI and ranked 6th among ML left-handed hitters (15th in all of MLB) in exit velocity (92.8), according to MLB Statcast
- Tied for the team lead with 30 walks, while his 11 HR were T-2nd on the club

- His 11 HR ranked T-10th among NL left-handed hitters while his 30 walks were T-9th
- Was one of two qualified NL players to hit under .200 but have an OPS over .700, joining LAD's Max Muncy
- Appeared in 59 of the team's 60 regular season games, making 48 starts in LF and 9 as the designated hitter
- Did not commit an error in 73 total chances in LF
- Went 0-for-4 with 3 walks in the Wild Card Series against MIA

2019

- Set career high in doubles (29)
- His 38 homers were 2nd-most in a single season by a LHH in franchise history behind Hall of Famer Billy Williams (42 in 1970)
- His 20 HR after the All-Star break paced NL left-handed hitters and ranked T-4th in the NL overall
- Led NL left fielders with 7 outfield assists
- Hit his 100th career HR, 8/15 at PHI in his 453rd game, becoming the fastest player in CHI history to reach the mark
- Hit 5 leadoff homers: 5/24 vs CIN, 5/29 at HOU, 6/13 at LAD, 6/18 vs CWS and 6/27 vs ATL
- Hit his first career walk-off HR on 7/16 vs CIN

2018

- Hit 26 HR and when combined with his 30 HR in 2017, became the first CHI outfielder with consecutive seasons of 26 or more HR since Alfonso Soriano in 2011-12
- Led the team with 78 walks
- Participated in the Home Run Derby at Nationals Park and reached the final round before losing to Bryce Harper, 19-18
- Recorded 11 outfield assists, tied for the most by any LF with BOS' Andrew Benintendi
- Recorded his sixth career multi-homer game, 4/24 at CLE

2017

- Finished 2nd on CHI with 30 HR
- His 27 HR against RHP ranked T-4th in the NL
- Averaged one home run every 14.07 AB, a mark that would have been 3rd-highest in the NL had he qualified for the league lead (was just 16 plate appearances short)
- Appeared in 11 games with Iowa (AAA)

2016

- Was a member of CHI's World Series championship team
- Suffered a regular season-ending left knee injury two games into the season when he collided with Dexter Fowler in the outfield on 4/7 at ARI
- Had torn ligaments (ACL and LCL) in his left knee along with a severely sprained left ankle
- Underwent ACL reconstruction and LCL repair surgery on his left knee, 4/19 (Dr. Daniel Cooper)

HIGHEST SLG IN POSTSEASON HISTORY (min. 200 PA)

1.	Nelson Cruz	.631
2.	Bryce Harper	.613
3.	Carlos Beltran	.609
4.	Albert Pujols	.572
5.	KYLE SCHWARBER	.557

MOST HR IN POSTSEASON HISTORY

1.	Manny Ramirez	29
2.	Jose Altuve	27
3.	Bernie Williams	22
T4.	KYLE SCHWARBER	20
T4.	Derek Jeter	20

MOST HR IN MLB (2019-23)

1.	Pete Alonso	192
2.	Matt Olson	177
T3.	Aaron Judge	174
T3.	KYLE SCHWARBER	174
5.	Shohei Ohtani	149

MR. JUNE

HIGHEST SLG IN JUNE 2021, 2022 & 2023 COMBINED (min. 200 PA)

1.	Shohei Ohtani	.806
2.	KYLE SCHWARBER	.650
3.	Yordan Alvarez	.644
4.	Fernando Tatis Jr.	.640
5.	Michael Harris II	.595

MOST HR IN JUNE 2021, 2022 & 2023 COMBINED

1.	KYLE SCHWARBER	36
2.	Shohei Ohtani	34
3.	Matt Olson	24
4.	Vladimir Guerrero Jr.	23
5.	Ronald Acuna Jr.	20

28+ HR IN THE SAME MONTH OF A SEQUENTIAL SEASON IN MLB HISTORY

Sammy Sosa	5 times
KYLE SCHWARBER	1 time
Roger Maris	1 time
Mark McGwire	1 time

2024 PHILLIES

- Activated from the 60-day IL on 10/22 and was assigned to Mesa in the Arizona Fall League to rehab, appearing in 2 games
- Was added to the World Series roster and went 7-for-17 (.412) with a double, 2 RBI and 3 walks, becoming the first position player to collect a hit in the World Series after going hitless during the regular season
- Recorded a pair of RBI singles in Game 2 and went 3-for-5 in the decisive Game 7 at CLE, including a single to begin the 10th inning

2015

- Made his ML debut with CHI one year after he was selected 4th overall in the 2014 MLB Draft
- Was 5th among NL rookies with 16 HR and 7th with 52 runs scored
- Had his contract selected from Tennessee (AA) on 6/16 and made his ML debut as a defensive replacement that night vs CLE
- Recorded his first career hit on 6/17 at CLE, an RBI triple in the 2nd inning off Shaun Marcum
- Clubbed his first career HR in his third game, 6/18 at CLE (Danny Salazar)

- Appeared in 17 games with Iowa (AAA)
- Named MVP of the All-Star Futures Game at Great American Ball Park
- Entered the season ranked as the No. 19 overall prospect in baseball, according to *Baseball America*

2014

- Hit .344 (90-262) with 18 doubles, 2 triples, 18 HR, 53 RBI, 55 runs, 39 walks and a 1.062 OPS in 72 combined games between Boise (R), Kane County (A) and Daytona (A) in his first professional season

PERSONAL

Kyle Joseph Schwarber... Married, wife's name is Paige; has two sons, Kade and Asher... 2011 graduate of Middletown High School (OH)... Attended Indiana University... Was a two-time First-Team All-American and was the highest draft pick in Indiana baseball history... Was one of three finalists for the 2014 Johnny Bench Award, given to the top Division I catcher in the nation... Hosts frontline heroes and first responders through his community ticket program, Schwarber's Neighborhood Heroes... **Hobbies:** Golf, fishing and hunting... **Signed by:** Stan Zielinski

KYLE SCHWARBER'S CAREER STATISTICS

YEAR	CLUB	AVG	G	AB	R	H	2B	3B	HR	RBI	SH	SF	HP	BB	SO	SB	CS	OBP	SLG	OPS	E
2014	Boise	.600	5	20	7	12	1	1	4	10	0	1	1	2	2	0	1	.625	1.350	1.975	2
	Kane County	.361	23	83	17	30	8	0	4	15	0	0	2	11	17	1	1	.448	.602	1.050	0
	Daytona	.302	44	159	31	48	9	1	10	28	0	5	1	26	38	4	0	.393	.560	.953	3
2015	Tennessee	.320	58	197	39	63	10	1	13	39	1	2	1	42	49	1	0	.438	.579	1.017	5
	Iowa	.333	17	60	7	20	7	1	3	10	0	0	0	7	23	0	0	.403	.633	1.036	2
	CHICAGO-NL	.246	69	232	52	57	6	1	16	43	0	1	4	36	77	3	3	.355	.487	.842	5
2016	CHICAGO-NL	.000	2	4	0	0	0	0	0	0	0	0	0	1	2	0	0	.200	.000	.200	0
2017	CHICAGO-NL	.211	129	422	67	89	16	1	30	59	0	0	5	59	150	1	1	.315	.467	.782	5
	Iowa	.343	11	35	9	12	1	0	4	9	0	0	1	8	12	0	0	.477	.714	1.191	0
2018	CHICAGO-NL	.238	137	428	64	102	14	3	26	61	1	2	1	78	140	4	3	.356	.467	.823	1
2019	CHICAGO-NL	.250	155	529	82	132	29	3	38	92	0	6	5	70	156	2	3	.339	.531	.870	6
2020	CHICAGO-NL	.188	59	191	30	36	6	0	11	24	0	0	3	30	66	1	0	.308	.393	.701	0
2021	WASHINGTON	.253	72	265	42	67	9	0	25	53	0	2	5	31	88	1	1	.340	.570	.910	3
	BOSTON	.291	41	134	34	39	10	0	7	18	0	0	1	33	39	0	0	.435	.522	.957	1
	WSH/BOS	.266	113	399	76	106	19	0	32	71	0	2	6	64	127	1	1	.374	.554	.928	4
2022	PHILLIES	.218	155	577	100	126	21	3	*46	94	0	2	4	86	*200	10	1	.323	.504	.827	1
2023	PHILLIES	.197	160	585	108	115	19	1	47	104	0	3	6	126	*215	0	2	.343	.474	.817	5
Minors Totals		.334	158	554	110	185	36	4	38	111	1	8	6	96	141	6	2	.432	.619	1.051	12
AL Totals		.291	41	134	34	39	10	0	7	18	0	0	1	33	39	0	0	.435	.522	.957	1
NL Totals		.224	938	3233	545	724	120	12	239	530	1	16	33	517	1094	22	14	.335	.490	.825	26
ML Totals		.227	979	3367	579	763	130	12	246	548	1	16	34	550	1133	22	14	.340	.492	.832	27

* League leader

SCHWARBER'S WILD CARD SERIES STATISTICS

YEAR	CLUB, OPP	AVG	G	AB	R	H	2B	3B	HR	RBI	SH	SF	HP	BB	SO	SB	CS	OBP	SLG	OPS	E
2015	CHI, PIT	.667	1	3	1	2	0	0	1	3	0	0	0	0	0	0	0	.667	1.667	2.333	0
2018	CHI, COL	.000	1	1	0	0	0	0	0	0	0	0	0	0	1	0	0	.000	.000	.000	0
2020	CHI, MIA	.000	2	4	0	0	0	0	0	0	0	0	0	3	1	0	0	.429	.000	.429	0
2021	BOS, NYY	.333	1	3	2	1	0	0	1	1	0	0	0	1	0	0	0	.500	1.333	1.833	0
2022	PHI, STL	.000	2	7	0	0	0	0	0	2	0	2	0	0	4	0	0	.000	.000	.000	0
2023	PHI, MIA	.250	2	8	1	2	1	0	0	1	0	0	0	0	5	0	0	.250	.375	.625	0
WC	Totals	.192	9	26	4	5	1	0	2	7	0	2	0	4	11	0	0	.281	.462	.743	0

SCHWARBER'S DIVISION SERIES STATISTICS

YEAR	CLUB, OPP	AVG	G	AB	R	H	2B	3B	HR	RBI	SH	SF	HP	BB	SO	SB	CS	OBP	SLG	OPS	E
2015	CHI, STL	.500	4	10	3	5	0	0	2	2	0	0	0	2	3	0	0	.583	1.100	1.683	0
2016	CHI, SF	Injured – Did not play																			
2017	CHI, WSH	.200	3	5	1	1	0	0	0	0	0	0	0	1	3	0	0	.333	.200	.533	2
2021	BOS, TB	.313	4	16	4	5	0	0	1	1	0	0	0	2	4	1	0	.389	.500	.889	1
2022	PHI, ATL	.077	4	13	2	1	0	0	0	0	0	0	2	3	4	0	0	.333	.077	.410	0
2023	PHI, ATL	.118	4	17	0	2	1	0	0	0	0	0	1	1	5	0	0	.211	.176	.387	0
DS	Totals	.230	19	61	10	14	1	0	3	3	0	0	3	9	19	1	0	.356	.393	.749	3

SCHWARBER'S LEAGUE CHAMPIONSHIP SERIES STATISTICS

YEAR	CLUB, OPP	AVG	G	AB	R	H	2B	3B	HR	RBI	SH	SF	HP	BB	SO	SB	CS	OBP	SLG	OPS	E
2015	CHI, NYM	.143	4	14	2	2	0	0	2	3	0	0	0	2	5	0	0	.250	.571	.821	0
2016	CHI, LAD	Injured – Did not play																			
2017	CHI, LAD	.167	4	12	1	2	0	0	1	1	0	0	0	2	2	0	0	.286	.417	.702	0
2021	BOS, HOU	.120	6	25	2	3	1	0	1	4	0	0	0	2	7	0	0	.185	.280	.465	1
2022	PHI, SD	.400	5	15	6	6	0	0	3	4	0	0	0	6	3	2	0	.400	1.000	1.571	0
2023	PHI, ARI	.364	7	22	8	8	2	0	5	5	0	0	0	8	7	0	0	.533	1.136	1.669	0
LCS	Totals	.239	26	88	19	21	3	0	12	17	0	0	0	20	24	2	0	.380	.682	1.062	1

SCHWARBER'S WORLD SERIES STATISTICS

YEAR	CLUB, OPP	AVG	G	AB	R	H	2B	3B	HR	RBI	SH	SF	HP	BB	SO	SB	CS	OBP	SLG	OPS	E
2016	CHI, CLE	.412	5	17	2	7	1	0	0	2	0	0	0	3	4	1	0	.500	.471	.971	0
2022	PHI, HOU	.250	6	20	5	5	0	0	3	4	0	0	0	6	7	1	0	.423	.700	1.123	1
WS	Totals	.324	11	37	7	12	1	0	3	6	0	0	0	9	11	2	0	.457	.595	1.052	1

SCHWARBER'S ALL-STAR GAME STATISTICS

YEAR	CLUB, SITE	AVG	G	AB	R	H	2B	3B	HR	RBI	SH	SF	HP	BB	SO	SB	CS	OBP	SLG	OPS	E
2021	NL, COL	Injured – Did not play																			
2022	NL, LAD	.000	1	2	0	0	0	0	0	0	0	0	0	0	1	0	0	.000	.000	.000	0

SCHWARBER'S WORLD BASEBALL CLASSIC STATISTICS

YEAR	CLUB	AVG	G	AB	R	H	2B	3B	HR	RBI	SH	SF	HP	BB	SO	SB	CS	OBP	SLG	OPS	E
2023	USA	.214	5	14	4	3	0	0	2	4	0	0	1	5	1	0	0	.450	.643	1.093	0

SCHWARBER'S CAREER TRANSACTIONS

- Selected by Chicago Cubs in 1st round (4th overall) of 2014 MLB Draft
- On injured list with a torn ACL and LCL in his left knee and severely sprained left ankle, April 8, 2016 through the remainder of the season
- Signed by Washington Nationals as a free agent, January 9, 2021
- On COVID-related injured list, April 6-11, 2021
- On injured list with a right hamstring strain, July 3-August 12, 2021; included rehab assignment to Worcester, August 12
- Traded to Boston Red Sox for Aldo Ramirez (rhp), July 29, 2021
- Signed by Philadelphia as a free agent, March 20, 2022

SCHWARBER'S CAREER FIELDING

POSITION	PCT	G	PO	A	E	TC	DP	PB
Catcher	.969	26	120	7	4	131	1	2
First base	.985	11	65	1	1	67	8	8
Outfield	.982	792	1143	38	22	1203	4	

SCHWARBER'S GAME HIGHS

HITS: 4 – 3 times, last: 6/8/22 at MIL... **RUNS:** 4 – 2 times, last: 9/22/21 vs NYM... **DOUBLES:** 2 – 10 times, last: 6/8/22 at MIL... **TRIPLES:** 1 – 12 times, last: 6/9/23 vs LAD... **HOME RUNS:** 3 – 6/20/21 vs NYM... **RBI:** 7 – 7/28/19 at MIL... **WALKS:** 4 – 3 times, last: 8/26/21 vs MIN... **STOLEN BASES:** 2 – 5/13/18 vs CWS... **HITTING STREAK:** 8 games – 2 times, last: 9/19-28/19

SCHWARBER'S NOTABLE HOMERS

GRAND SLAMS: 6 – 6/3/17 vs STL (Mike Leake); 7/28/19 at MIL (Zach Davies); 9/5/19 at MIL (Drew Pomeranz); 8/30/20 at CIN (Jose De Leon); 5/20/23 vs CHI (Jameson Taillon); 7/1/23 vs WSH (Thaddeus Ward)... **INSIDE-THE-PARK HR:** None... **LEADOFF HR:** 31 – 5/24/19 vs CIN (Anthony DeSclafani); 5/29/19 at HOU (Wade Miley); 6/13/19 at LAD (Clayton Kershaw); 6/18/19 vs CWS (Ivan Nova); 6/27/19 vs ATL (Bryse Wilson); 6/12/21 vs SF (gm 1) (Kevin Gausman); 6/13/21 vs SF (Johnny Cueto); 6/19/21 vs NYM (gm 2) (Robert Gsellman); 6/20/21 vs NYM (Taijuan Walker); 6/24/21 at MIA (Cody Poteet); 6/28/21 vs NYM (Jerad Eickhoff); 6/29/21 vs TB (Rich Hill); 9/3/21 vs CLE (Cal Quantrill); 4/8/22 vs OAK (Frankie Montas); 6/3/22 vs LAA (Chase Silseth); 7/5/22 vs WSH (Paolo Espino); 7/22/22 vs CHI (Justin Steele); 9/25/22 vs ATL (Charlie Morton); 10/1/22 at WSH (gm 2) (Tommy Romero); 10/3/22 at HOU (Lance McCullers Jr.); 6/6/23 vs DET (Tyler Alexander); 6/13/23 at ARI (Zach Davies); 6/16/23 at OAK (JP Sears); 6/18/23 at OAK (Hogan Harris); 6/29/23 at CHI (Kyle Hendricks); 7/18/23 vs MIL (Julio Teherán); 8/27/23 vs STL (Drew Rom); 9/1/23 at MIL (Freddy Peralta); 9/2/23 at MIL (Colin Rea); 9/6/23 at SD (Michael Wacha); 9/28/23 vs PIT (Luis Ortiz)... **PINCH HR:** 1 – 6/11/17 vs COL (Jordan Lyles)... **WALK-OFF HR:** 4 – 7/16/19 vs CIN (Raisel Iglesias); 4/16/21 vs ARI (Alex Young); 4/30/21 vs MIA (Yimi Garcia); 6/9/23 vs LAD (Caleb Ferguson)



WILLIAM SIMONEIT

Catcher

B-T: R-R

HT: 6-4; **WT:** 225

OPENING DAY AGE: 27

BORN: October 14, 1996, Park Ridge, IL

RESIDES: Mesa, AZ

HOW OBTAINED: Selected by Phillies from Oakland Athletics in minor league Rule 5 draft, 12/6/23

73

@wsimoneit

@WSimoooh

Non-Roster Invitee

2023

- Spent the season with Midland (AA) in OAK's system
- Defensively, played 30 games at catcher and 41 games at 1st base
- Slashed .237/.326/.387 with a .714 OPS and 23 XBH in 72 games
- Ranked 6th on the club in RBI (39) and 7th in XBH

2022

- Split the season between Midland (64 games) and Las Vegas (AAA, 18 games)
- Slashed .264/.389/.396 combined between both levels

2021

- Began professional career with Lansing (A)
- Ranked 6th among all OAK minor leaguers in SLG (.435), 7th in AVG (.273), OBP (.360) & OPS (.795) and T-9th in RBI (53)

PERSONAL

William Simoneit (pronounced SY-muh-nite)... Married, wife's name is Lucy... Attended Wake Forest University (NC) as a graduate student... 2019 graduate of Cornell University (NY)... Earned All-Ivy League honors, 2017-19... **Hobbies:** Yoga, hiking, cooking and camping

WILLIAM SIMONEIT'S CAREER STATISTICS

YEAR	CLUB	AVG	G	AB	R	H	2B	3B	HR	RBI	SH	SF	HP	BB	SO	SB	CS	OBP	SLG	OPS	E
2021	Lansing	.273	92	322	40	88	20	1	10	53	0	1	6	38	85	7	1	.360	.435	.795	5
2022	Midland	.258	64	209	42	54	14	0	5	28	0	2	7	38	59	2	2	.387	.397	.784	7
	Las Vegas	.293	18	41	11	12	4	0	0	7	0	1	0	8	13	0	0	.400	.390	.790	0
2023	Midland	.237	72	253	40	60	15	1	7	39	0	1	10	24	79	3	0	.326	.387	.713	5
Minors Totals		.259	246	825	133	214	53	2	22	127	0	5	23	108	236	12	3	.359	.408	.767	17

SIMONEIT'S CAREER TRANSACTIONS

- Signed by Oakland as a non-drafted free agent, June 22, 2020
- Selected by Philadelphia in minor league Rule 5 draft, December 6, 2023



NICK SNYDER

Right-Handed Pitcher

78

B-T: R-R
HT: 6-4; **WT:** 180
OPENING DAY AGE: 28
BORN: October 10, 1995, Palm City, FL
RESIDES: Fort Pierce, FL
ML SERVICE: 59 days
HOW OBTAINED: Signed by Phillies as a minor league free agent, 12/4/23

Non-Roster Invitee

2023

- Did not pitch due to injury

2022

- Pitched mostly for Round Rock (AAA) but had 2 stints with TEX, 4/14-23 and 5/20-22
- For Round Rock, averaged 12.08 SO/9.0 IP (51 SO, 38.0 IP) over 40 relief appearances and 1 start

2021

- Pitched across 3 minor league levels before having his contract selected by TEX on 8/20
- Named TEX's Minor League Reliever of the Year
- Over 28 appearances between 3 minor league levels, posted a 2.45 ERA (9 ER, 33.0 IP) with 47 SO to 5 BB and a 0.85 WHIP (23 H)
- Limited minor league hitters to a .197/.228/.325 slash line (.552 OPS)
- Made his ML debut on 8/21 at BOS and struck out J.D. Martinez for his first career strikeout
- 11 of his 46 fastballs with TEX were 100+ mph
- Was placed on the IL on 9/4 with right shoulder fatigue and missed the rest of the season

2020

- Did not pitch after undergoing Tommy John surgery on 2/28

2019

- Pitched exclusively in relief for Hickory (A)
- Ranked 2nd on the team in appearances (33) and saves (6)
- Over his final 17 games, posted a 1.24 ERA (4 ER, 29.0 IP) with 0 XBH allowed
- Following the season, pitched for Surprise in the Arizona Fall League

2017-18

- Spent his first two professional seasons with Arizona League Rangers (R)

PERSONAL

Nicklaus Scott Snyder... Married, wife's name is Carly; has one son, Dawson... Played shortstop at Indian River State College (FL) and earned Florida NJCAA Defensive Player of the Year honors in 2017... Graduate of South Fork High School (FL)...
Hobbies: Golf and playing *Call of Duty*... **Signed by:** Cliff Terracuso

NICK SNYDER'S CAREER STATISTICS

YEAR	CLUB	W-L	ERA	G	GS	CG	SHO	SV	IP	H	R	ER	HR	HB	BB	SO	WP	BK	AVG
2017	AZL Rangers	0-0	1.29	5	0	0	0	0	7.0	6	2	1	0	1	0	6	0	0	.214
2018	AZL Rangers	1-0	6.00	12	0	0	0	0	12.0	17	9	8	0	0	6	12	3	0	.309
2019	Hickory	5-3	3.06	33	0	0	0	6	53.0	46	18	18	3	1	18	60	3	1	.237
2020	Did not pitch																		
2021	Hickory	0-0	2.19	10	0	0	0	3	12.1	8	3	3	2	0	3	17	1	0	.195
	Frisco	0-1	1.65	13	0	0	0	1	16.1	12	4	3	1	0	1	25	1	0	.200
	Round Rock	1-0	6.23	5	0	0	0	0	4.1	3	3	3	1	0	1	5	0	0	.188
	TEXAS	0-0	4.91	4	0	0	0	0	3.2	3	2	2	0	0	3	1	0	0	.250
2022	Round Rock	2-2	4.97	41	1	0	0	2	38.0	36	23	21	5	2	18	51	7	0	.252
	TEXAS	0-0	18.00	2	0	0	0	0	1.0	1	2	2	0	0	3	0	0	0	.250
2023	Injured - Did not pitch																		
Minors Totals		9-6	3.59	119	1	0	0	12	143.0	128	62	57	12	4	47	176	15	1	.238
ML	Totals	0-0	7.71	6	0	0	0	0	4.2	4	4	4	0	0	6	1	0	0	.250

SNYDER'S CAREER TRANSACTIONS

- Selected by Texas Rangers in 19th round of 2017 MLB Draft
- On injured list with right shoulder fatigue, September 4, 2021 through the remainder of the season
- Signed by Philadelphia as a minor league free agent, December 4, 2023



EDMUNDO SOSA

Infielder

33

@edmundososaa

B-T: R-R

HT: 6-0; **WT:** 200

OPENING DAY AGE: 28

BORN: March 6, 1996, Panama City, Panama

RESIDES: Panama City, Panama

ML SERVICE: 3 years, 140 days

HOW OBTAINED: Acquired from St. Louis Cardinals for JoJo Romero, 7/30/22

2023

- Made his third career Opening Day roster and first with the Phillies
- Started 78 of his 104 games (65 at 3rd base, 9 at SS, 4 at 2nd base) and slashed .251/.293/.414 with 23 XBH and 27 RBI as a starter
- Recorded his first season with double-digit HR (10)
- His 15 doubles and 30 RBI marked career highs
- Clubbed his first career pinch-hit HR on 4/7 vs CIN
- Collected an RBI in a career-high-tying 3 straight games from 4/7-9
- Registered an 111.8 mph exit velocity on 4/8, per Statcast, the hardest base hit of his career
- Had an XBH in 3 straight games from 4/13-15, tied for the longest such streak of his career
- Recorded a 3-hit game on 5/20 vs CHI
- Played his 100th game in a Phillies uniform on 8/2 at MIA
- Tallied two 7-game hitting streaks: 8/11-29 and 6/25-7/15 (gm 2)
- Appeared in his 300th career game on 9/17 at STL and scored his 100th career run on 9/11 vs ATL (gm 2)
- Appeared in 2 postseason games; pinch-hit in NLCS Game 2, 10/17 vs ARI and pinch-ran in NLCS Game 4, 10/20 at ARI

2022

- Began the season with STL
- Acquired by the Phillies on 7/30 from STL for LHP JoJo Romero
- Played in his first game with the Phillies on 8/2 at ATL (defensive replacement at 3rd base; 0-0, HBP)
- Made 14 starts with the Phillies: 7 at 3rd base and 7 at SS
- Phillies went 11-3 (.786) in his 14 starts
- Tallied 9 outs above average (OAA) as an infielder, according to Statcast data
- On 8/13 at NYM, became only the sixth Phillie since 1900 with 2 SB and 0 PA in a game
- Reached base safely in 11 consecutive plate appearances over a span of 4 starts, 8/31-9/9
- Homered in consecutive games, 9/6-7, for the first time in his career
- Was on the 10-day IL from 9/16-end of the regular season with a right hamstring strain
- Started 4 games for the Phillies in the postseason, including Games 2 and 6 of the World Series at HOU
- While playing 3rd base, recorded the final out in the Phillies' win in Game 2 of the NLWCS at STL on 10/8
- Collected his first career postseason hit (double) and RBI in Game 1 of the NLDS at ATL on 10/11

2021

- Among all NL players, was 4th in HBP (17)
- Set a career high with 113 games played and set career marks in several offensive categories
- Per FanGraphs, tallied 8 defensive runs saved (DRS) in 518.0 innings at shortstop, which ranked T-7th among all MLB shortstops
- Went 4-for-6 with 3 runs, 2 triples and 5 RBI on 8/28 at PIT
- Slashed .364/.453/.618 (1.071 OPS) in 22 games over 64 plate appearances in August
- Started at SS for STL in the Wild Card Game at LAD on 10/6
- Following the season, played for Aguilas in the Dominican Winter League

2020

- Did not play

2019

- Played most of the season with Memphis (AAA)
- Had 2 stints with STL: 7/16-18 and 9/2 through the remainder of the season
- Collected his first ML hit on 7/18 at CIN with a pinch single (Jimmy Hergert)

2018

- Began the season with Springfield (AA)
- Promoted to Memphis on 6/23
- Recalled by STL on 9/23 and made his ML debut that night vs SF; collected his first career walk and run scored after entering the game as a pinch-hitter in the 8th inning

2017

- Spent most of the season with Palm Beach (A)
- Had 2 stints on the IL: 6/1-16 (sprained right ankle) and 6/18-8/25 (sprained left wrist)
- Following the season, played for Surprise in the Arizona Fall League and hit .305 with 7 RBI

2016

- Played for Panama in the qualifying round of the World Baseball Classic
- Named a Midwest League midseason All-Star
- Was on the IL with a left wrist injury, 8/1 through the end of the season

2015

- Named an Appalachian League postseason All-Star
- Spent the season with Johnson City (R)
- Collected 19 XBH and posted a .485 SLG in 49 games
- Hit 2 HR on 8/18 at Greenville
- Following the season, was named the No. 7 prospect in STL's minor league system by *Baseball America*

2014

- Spent majority of the season with Gulf Coast League Cardinals (R)
- Appeared in 3 games for State College (A) after being promoted on 8/30

2013

- Began pro career with Dominican Summer League Cardinals (R)
- Had 22 walks to 15 strikeouts while posting a .396 OBP in 47 games

PERSONAL

Edmundo Israel Sosa... Married Daira Vega (7/3/19); has one daughter, Naya Kaela... Led Panama Metro to junior national titles in 2012 and 2013... Represented Panama at the 18U World Championships in South Korea in 2012

EDMUNDO SOSA'S CAREER STATISTICS

YEAR	CLUB	AVG	G	AB	R	H	2B	3B	HR	RBI	SH	SF	HP	BB	SO	SB	CS	OBP	SLG	OPS	E
2013	DSL Cardinals	.314	47	169	33	53	8	3	3	27	1	3	3	22	15	7	5	.396	.450	.846	14
2014	GCL Cardinals	.275	52	207	37	57	8	5	1	23	1	3	4	18	29	8	5	.341	.377	.717	11
	State College	.200	3	5	0	1	0	0	0	0	0	0	0	0	2	0	0	.200	.200	.400	1
2015	Johnson City	.300	49	200	30	60	8	4	7	16	1	0	6	16	38	6	2	.369	.485	.854	7
2016	Peoria	.268	88	351	42	94	13	1	3	30	3	3	2	19	71	5	4	.307	.336	.643	15
	Palm Beach	.294	9	34	3	10	0	2	0	4	0	0	0	1	8	0	0	.314	.412	.726	0
2017	Springfield	.000	1	4	0	0	0	0	0	0	0	0	0	1	0	0	0	.200	.000	.200	0
	GCL Cardinals	.364	6	22	7	8	1	0	1	2	0	0	0	1	2	0	0	.391	.545	.937	0
	Palm Beach	.285	51	193	25	55	10	1	0	14	4	1	1	12	34	3	0	.329	.347	.676	12
2018	ST. LOUIS	.000	3	2	1	0	0	0	0	0	0	0	0	1	1	0	0	.333	.000	.000	0
	Memphis	.262	56	191	31	50	13	0	5	27	0	1	4	13	42	5	2	.321	.408	.729	5
	Springfield	.276	67	261	34	72	17	1	7	32	2	2	4	9	52	1	2	.308	.429	.737	11
2019	ST. LOUIS	.250	8	8	2	2	0	0	0	0	0	0	1	1	2	1	0	.400	.250	.650	0
	Memphis	.291	118	453	70	132	18	5	17	62	4	6	16	17	96	2	3	.335	.466	.801	13
2020	Did not play																				
2021	ST. LOUIS	.271	113	288	39	78	8	4	6	27	1	2	17	17	63	4	4	.346	.389	.735	11
2022	ST. LOUIS	.189	53	122	17	23	4	3	0	8	0	0	5	4	38	3	1	.244	.270	.514	3
	Springfield+	.375	2	8	1	3	0	0	0	0	0	0	1	0	0	0	0	.444	.375	.819	0
	PHILLIES	.315	25	54	9	17	7	1	2	13	1	1	2	1	12	3	0	.345	.593	.938	1
	STL/PHI	.227	78	176	26	40	11	4	2	21	1	1	7	5	50	6	1	.275	.369	.644	4
2023	PHILLIES	.251	104	279	34	70	15	2	10	30	2	1	9	8	74	4	2	.293	.427	.720	11
	Minors Totals	.284	549	2098	313	595	96	22	44	237	16	19	41	129	389	37	23	.334	.413	.747	89
	ML Totals	.252	306	753	102	190	34	10	18	78	4	4	34	32	190	15	7	.311	.396	.707	26

+ Rehab assignment

SOSA'S WILD CARD SERIES STATISTICS

YEAR	CLUB, OPP	AVG	G	AB	R	H	2B	3B	HR	RBI	SH	SF	HP	BB	SO	SB	CS	OBP	SLG	OPS	E
2021	STL, LAD	.000	1	4	0	0	0	0	0	0	0	0	0	0	1	0	0	.000	.000	.000	0
2022	PHI, STL	---	2	0	1	0	0	0	0	0	0	0	0	0	0	0	0	---	---	---	0
2023	PHI, MIA	Did not play																			
	WC Totals	.000	3	4	1	0	0	0	0	0	0	0	0	0	1	0	0	.000	.000	.000	0

SOSA'S DIVISION SERIES STATISTICS

YEAR	CLUB, OPP	AVG	G	AB	R	H	2B	3B	HR	RBI	SH	SF	HP	BB	SO	SB	CS	OBP	SLG	OPS	E
2022	PHI, ATL	.500	2	2	1	1	1	0	0	1	0	1	0	1	0	0	0	.500	1.000	1.500	0
2023	PHI, ATL	Did not play																			
	DS Totals	.500	2	2	1	1	1	0	0	1	0	1	0	1	0	0	0	.500	1.000	1.500	0

SOSA'S LEAGUE CHAMPIONSHIP SERIES STATISTICS

YEAR	CLUB, OPP	AVG	G	AB	R	H	2B	3B	HR	RBI	SH	SF	HP	BB	SO	SB	CS	OBP	SLG	OPS	E
2022	PHI, SD	.500	4	2	0	1	0	0	0	1	0	0	0	0	1	0	0	.500	.500	1.000	0
2023	PHI, ARI	.000	2	1	0	0	0	0	0	0	0	0	0	0	0	0	0	.000	.000	.000	0
	LCS Totals	.333	6	3	0	1	0	0	0	1	0	0	0	0	1	0	0	.333	.333	.666	0

SOSA'S WORLD SERIES STATISTICS

YEAR	CLUB, OPP	AVG	G	AB	R	H	2B	3B	HR	RBI	SH	SF	HP	BB	SO	SB	CS	OBP	SLG	OPS	E
2022	PHI, HOU	.000	4	4	0	0	0	0	0	0	0	0	0	0	3	0	0	.000	.000	.000	1

SOSA'S CAREER TRANSACTIONS

- Signed by St. Louis Cardinals as an amateur free agent, July 2, 2017
- Traded to Philadelphia for JoJo Romero (lhp), July 30, 2022
- On injured list with a right hamstring strain, September 16-October 5, 2022

SOSA'S CAREER FIELDING

POSITION	PCT	G	PO	A	E	TC	DP
Second base	.989	35	44	47	1	92	15
Third base	.959	113	78	178	11	267	9
Shortstop	.969	131	149	283	14	446	57
Outfield	1.000	4	1	0	0	1	0

SOSA'S GAME HIGHS

HITS: 4 – 8/28/21 at PIT... **RUNS:** 3 – 2 times, last: 9/3/21 at MIL... **DOUBLES:** 2 – 3 times, last: 4/28/23 at HOU... **TRIPLES:** 2 – 8/28/21 at PIT... **HOME RUNS:** 1 – 18 times, last: 9/27/23 vs PIT... **RBI:** 5 – 8/28/21 at PIT... **WALKS:** 1 – 32 times, last: 9/15/23 at STL... **STOLEN BASES:** 2 – 8/13/22 at NYM... **HITTING STREAK:** 8 games – 5/18-26/21

SOSA'S NOTABLE HOMERS

GRAND SLAMS: None... **INSIDE-THE-PARK HR:** None... **LEADOFF HR:** None... **PINCH HR:** 1 – 4/7/23 vs CIN (Reiver Sanmartin)... **WALK-OFF HR:** None





GREGORY SOTO

Left-Handed Pitcher

30

@gregsoto_30
@Gregsoto30

B-T: L-L

HT: 6-2; **WT:** 234

OPENING DAY AGE: 29

BORN: February 11, 1995, Haina, DR

RESIDES: Nigua, DR

ML SERVICE: 4 years, 102 days

HOW OBTAINED: Acquired from Detroit Tigers with Kody Clemens for Nick Maton, Donny Sands and Matt Vierling, 1/7/23

2023

- In his first year as a Phillie, posted career bests in appearances (69), holds (24), WHIP (1.14), SO/BB ratio (2.95), whiff % (34.0%), OPP OBP (.284) and walk % (8.8%)
- Appeared in at least 60 games for the third straight season (2021-23)
- Limited lefties to a slash line of .127/.205/.228 (.432 OPS) which included only 2 HR (88 total BF); .432 OPP OPS was 4th-best among all ML pitchers (min. 85 BF)
- Statcast rankings: 97th percentile in fastball velocity (98.3), 96th in xERA (2.79), 93rd percentile in whiff rate and xBA (.199)
- Per Statcast, averaged 98.8 mph on his four-seam fastball, the hardest of his career
- Posted a 2.79 xERA compared to a 4.62 ERA; that 1.83 difference was the 7th-largest gap among qualified pitchers in MLB
- Had a team-leading 24 holds (T-6th-most in the NL) and recorded 3 saves (5/13 at COL, 7/26 vs BAL & 9/27 vs PIT)
- Stranded 23 of his 28 inherited runners (82.1%); 17.9 IR scored percentage was 4th-lowest in the NL (min. 25 IR)
- Did not allow a run in 51 of his 69 appearances (74.0%)
- Did not allow a baserunner in 31 of his 69 appearances (45%); of his 31 perfect appearances, 26 were at least 1.0 IP
- Retired 56 of his 69 first batters faced (81.2%) and limited them to a .125/.188/.188 slash line
- Made 5 appearances in the postseason and recorded 2 holds
- In his first career postseason appearance, finished the club's NLWCS 2-game sweep vs MIA on 10/4
- Earned a hold in the Phils' NLDS-clinching win in Game 4, 10/12 vs ATL (0.1 IP, H, BB)

2022

- Selected to his second consecutive AL All-Star team, the first DET reliever with consecutive appearances since Jose Valverde, 2010-11
- Ranked 5th in the AL and 10th in MLB with a career-high 30 saves
- Did not allow an earned run over 12 appearances (12.0 IP), 5/13-6/8
- Notched his 30th save of the season on 10/2 vs MIN, marking the first 30-save season by a DET pitcher since 2018 (Shane Greene, 32)
- Finished the season as the only ML pitcher with at least 45 saves from 2021-22 with 4 or fewer blown saves (48-for-52)

2021

- Selected to the AL All-Star team, his first career appearance
- Ranked 9th in the AL in saves (18)
- Earned his first ML win, 4/6 vs MIN
- Posted a 0.53 ERA (1 ER, 17.0 IP), 20 SO over 17 games, 5/17-6/30
- Had a career-best 11.0-inning scoreless streak, 6/4-30
- Earned his first multi-inning save, 9/5 at CIN
- Was placed on the IL on 9/18 with a left finger fracture, missing the remainder of the season
- Converted 18 of his 19 save opportunities (94.7%), including 11 straight to end the season
- Limited opponents to a .198 AVG (46-232), the lowest by a DET pitcher (min. 60.0 IP) since 2013 (Joaquin Benoit, .197)
- Averaged 98.2 mph on both his four-seam fastball and sinker, per Statcast

2020

- Began the season with a 10.1-inning scoreless streak, striking out 14
- Held opponents scoreless in 22 of his 26 outings
- Earned his first career save on 8/29 vs MIN (gm 2)
- Tossed 20.1 of his 23.0 innings in the 7th through 9th innings

2019

- Had 4 stints with DET (5/11, 5/15-24, 6/15-16 and 7/20-end of season)
- Also appeared in 10 games between Lakeland (A), Erie (AA) and Toledo (AAA)
- Made his ML debut in a start on 5/11 at MIN (gm 2) and struck out Ehire Adrianza for his first career strikeout
- Picked up his first 2 ML hits in his first 2 career plate appearances, 5/24 at NYM off Noah Syndergaard
- It was just the sixth multi-hit game by a DET pitcher since Interleague play began and first by a DET rookie since 2009 (Rick Porcello)
- Nine of his 10 outings from 8/14-9/8 were scoreless

2018

- Spent entire season with Lakeland
- Ranked 4th in the Florida State League in OPP AVG (.235) and 5th in strikeouts (115)
- Allowed 2 earned runs or fewer in 6 straight starts, 6/12-7/13, posting a 1.98 ERA (6 ER, 27.1 IP)
- Following the season, made 7 starts for Mesa in the Arizona Fall League

2017

- Named DET's Minor League Pitcher of the Year after combining to go 12-2 with a 2.25 ERA (31 ER, 124.0 IP), 144 SO in 23 starts across 2 levels
- Selected to the Midwest League midseason and postseason All-Star teams
- Was 7th in the MWL in wins (7) and 10th in strikeouts (116)
- Began season with West Michigan (A)
- Struck out 12 batters on 5/20 at Lake County
- Promoted to Lakeland on 8/4 and allowed 2 runs or fewer in each of his 5 starts

2016

- Was T-2nd in the New York-Penn League in starts (15), T-6th in strikeouts (62) and T-9th in innings (71.1)
- Spent entire season with Connecticut (A)
- Went 3-1 with a 2.45 ERA (9 ER, 33.0 IP) in 6 August starts
- Held LHH to a .194 AVG (19-98)

2015

- Began season with Gulf Coast League Tigers (R)
- Promoted to Connecticut on 6/18 for a brief stint

2014

- Spent second season with Dominican Summer League Tigers (R)
- Went 3-0, 0.55 ERA (1 ER, 16.1 IP) and 20 strikeouts in August

2013

- Began pro career with DSL Tigers
- Earned his first pro win and recorded his first 10-strikeout game, 6/10 vs DSL Rojas

PERSONAL

Gregory Soto... Married, wife's name is Raengel; has two sons, Yadiel and Grencell... **Signed by:** Carlos Santana and Ramon Perez

GREGORY SOTO'S CAREER STATISTICS

YEAR	CLUB	W-L	ERA	G	GS	CG	SHO	SV	IP	H	R	ER	HR	HB	BB	SO	WP	BK	AVG
2013	DSL Tigers	1-2	4.82	16	12	0	0	0	37.1	29	22	20	1	4	36	51	14	1	.227
2014	DSL Tigers	5-3	3.20	16	10	0	0	0	50.2	41	24	18	0	7	25	57	8	2	.224
2015	GCL Tigers	2-4	2.19	9	5	0	0	0	37.0	34	20	9	0	2	25	40	10	0	.250
	Connecticut	0-1	22.50	2	1	0	0	0	2.0	1	6	5	0	1	6	5	5	0	.143
2016	Connecticut	3-2	3.03	15	15	0	0	0	71.1	68	29	24	1	3	34	62	11	1	.256
2017	West Michigan	10-1	2.25	18	18	0	0	0	96.0	70	29	24	3	4	54	116	6	0	.204
	Lakeland	2-1	2.25	5	5	0	0	0	28.0	27	8	7	1	0	11	28	2	0	.267
2018	Lakeland	8-8	4.45	25	23	0	0	0	113.1	101	67	56	4	11	70	115	12	2	.235
2019	Lakeland	0-0	6.75	1	1	0	0	0	4.0	4	3	3	0	1	2	5	0	0	.286
	Erie	0-1	2.03	3	3	0	0	0	13.1	10	3	3	2	1	4	12	1	1	.204
	Toledo	0-3	6.94	6	5	0	0	0	23.1	25	19	18	2	2	13	30	9	0	.266
	DETROIT	0-5	5.77	33	7	0	0	0	57.2	74	39	37	9	0	33	45	5	0	.308
2020	DETROIT	0-1	4.30	27	0	0	0	2	23.0	16	11	11	2	2	13	29	3	0	.193
2021	DETROIT	6-3	3.39	62	0	0	0	18	63.2	46	30	24	7	1	40	76	11	1	.198
2022	DETROIT	2-11	3.28	64	0	0	0	30	60.1	49	32	22	2	7	34	60	3	0	.225
2023	PHILLIES	3-4	4.62	69	0	0	0	3	60.1	47	34	31	6	2	22	65	5	0	.210
Minors Totals		31-26	3.53	116	98	0	0	0	476.1	410	230	187	14	36	280	521	78	7	.234
AL	Totals	8-20	4.13	186	7	0	0	50	204.2	185	112	94	20	10	120	210	22	1	.239
NL	Totals	3-4	4.62	69	0	0	0	3	60.1	47	34	31	6	2	22	65	5	0	.210
ML	Totals	11-24	4.25	255	7	0	0	53	265.0	232	146	125	26	12	142	275	27	1	.233

SOTO'S WILD CARD SERIES STATISTICS

YEAR	CLUB, OPP	W-L	ERA	G	GS	CG	SHO	SV	IP	H	R	ER	HR	HB	BB	SO	WP	BK	AVG
2023	PHI, MIA	0-0	9.00	1	0	0	0	0	1.0	2	1	1	0	0	0	2	0	0	.400

SOTO'S DIVISION SERIES STATISTICS

YEAR	CLUB, OPP	W-L	ERA	G	GS	CG	SHO	SV	IP	H	R	ER	HR	HB	BB	SO	WP	BK	AVG
2023	PHI, ATL	0-0	0.00	2	0	0	0	0	0.2	1	0	0	0	0	1	0	0	0	.333

SOTO'S LEAGUE CHAMPIONSHIP SERIES STATISTICS

YEAR	CLUB, OPP	W-L	ERA	G	GS	CG	SHO	SV	IP	H	R	ER	HR	HB	BB	SO	WP	BK	AVG
2023	PHI, ARI	0-0	6.75	2	0	0	0	0	1.1	2	1	1	0	0	1	1	0	0	.400

SOTO'S ALL-STAR GAME STATISTICS

YEAR	CLUB, SITE	W-L	ERA	G	GS	CG	SHO	SV	IP	H	R	ER	HR	HB	BB	SO	WP	BK	AVG
2021	AL, COL	0-0	9.00	1	0	0	0	0	1.0	1	1	1	1	0	0	0	0	0	.250
2022	AL, LAD	0-0	0.00	1	0	0	0	0	0.1	0	0	0	0	0	1	0	0	0	.000
ASG	Totals	0-0	6.75	2	0	0	0	0	1.1	1	1	1	1	0	1	0	0	0	.167

SOTO'S CAREER TRANSACTIONS

- Signed by Detroit Tigers as an amateur free agent, December 26, 2012
- On injured list with a left finger fracture, September 18, 2021 through the remainder of the season
- Traded to Philadelphia with Kody Clemens (inf) for Nick Maton (inf), Donny Sands (c) and Matt Vierling (of), January 7, 2023


SOTO'S CAREER FIELDING

POSITION	PCT	G	PO	A	E	TC	DP
Pitcher	.861	255	5	26	5	36	2

SOTO'S GAME HIGHS

LOW-HIT CG: N/A... **SHUTOUTS:** N/A... **STRIKEOUTS:** 4 – 5 times, last: 7/26/22 vs SD... **WALKS:** 4 – 2 times, last: 7/26/21 at MIN vs CWS... **LONGEST OUTING:** 4.0 inn. – 4 times, last: 5/11/19 at MIN... **WINNING STREAK:** 3 games – 8/20/21-4/8/22... **LOSING STREAK:** 10 games – 6/5/22-3/30/23... **SCORELESS STREAK:** 11.0 inn. – 6/4-30/21





CAL STEVENSON

Outfielder

47

B-T: L-L

HT: 5-10; **WT:** 204

OPENING DAY AGE: 27

BORN: September 12, 1996, Fremont, CA

RESIDES: Maricopa, AZ

ML SERVICE: 36 days

HOW OBTAINED: Claimed off waivers from San Francisco Giants, 5/26/23

Non-Roster Invitee

2023

- Started the season in OAK's system before being traded to SF on 4/19
- Played 6 games for SF and was designated for assignment on 5/19
- Claimed off waivers by the Phillies on 5/26 and assigned to Lehigh Valley (AAA)
- In 76 triple-A games between 3 different organizations, slashed .255/.413/.412 in 289 plate appearances and started games at all 3 outfield positions
- In 56 games for Lehigh Valley, posted a .437 OBP and .472 SLG across 202 plate appearances
- Tied a Lehigh Valley franchise record with 4 BB on 9/20

2022

- Began the season with Durham (AAA) in TB's system and had a 16-game on-base streak from 4/9-5/4
- Traded to OAK on 7/9 and made his ML debut on 8/10, starting in CF
- Singled off Aaron Loup for his first ML hit on 8/10 vs LAA
- Drove in his first ML run on 8/21 vs SEA
- Played 24 games for Las Vegas (AAA) in OAK's system

2021

- Spent the entire season with Montgomery (AA)
- Led the Double-A South Division in sacrifice flies (7), tied for the lead in sacrifice hits (6), ranked 5th in walks (56), 6th in OBP (.368) and T-7th in stolen bases (17)
- Hit his first pro grand slam on 5/7
- Did not commit an error in 163 total chances

2020

- Was a non-roster invitee to TB spring training
- Did not play

2019

- Named a Florida State League postseason All-Star
- Began the season playing 90 games with Dunedin (A) before being traded to HOU on 7/31
- Combined to slash .288/.388/.384 with a .772 OPS in 113 games between Dunedin and Fayetteville (A)
- Tallied 21 outfield assists and made 54 starts in LF, 48 starts in CF and 5 starts in RF
- Had a 22-game hitting streak from 6/8-7/10

2018

- Named an Appalachian League postseason All-Star
- Named an Organization All-Star by MiLB.com
- Made his pro debut with the Gulf Coast League Blue Jays (R)
- Promoted to Bluefield (R) on 6/28

PERSONAL

Cal Stevenson... Married, wife's name is Rebekah; has one child... Graduated from John F. Kennedy High School (CA)... Was a four-year letter winner in baseball under his father, head coach Jim Stevenson... Attended Nevada-Reno, Chabot Junior College (AZ) and the University of Arizona... Earned First-Team CCCAA honors at Chabot in 2016... Was an honorable mention All-Pac-12 selection in 2017... Selected by LAD in the 36th round of the 2016 MLB Draft, but did not sign... **Signed by:** Darold Brown

CAL STEVENSON'S CAREER STATISTICS

YEAR	CLUB	AVG	G	AB	R	H	2B	3B	HR	RBI	SH	SF	HP	BB	SO	SB	CS	OBP	SLG	OPS	E
2018	GCL Blue Jays	.474	6	19	12	9	2	0	0	2	0	1	0	11	3	1	0	.645	.579	1.224	1
	Bluefield	.359	53	195	61	70	13	6	2	29	0	1	0	53	21	20	1	.494	.518	1.012	1
2019	Dunedin	.298	90	336	59	100	9	4	5	50	3	1	0	50	52	11	6	.388	.393	.781	0
	Fayetteville	.247	23	81	18	20	6	1	0	9	0	0	0	19	13	2	3	.390	.346	.736	3
2020	Did not play																				
2021	Montgomery	.254	92	295	51	75	15	1	9	41	6	7	1	56	78	17	5	.368	.403	.771	0
2022	Durham	.265	57	170	29	45	7	1	2	17	1	1	0	31	42	9	2	.376	.353	.729	0
	Las Vegas	.322	24	87	23	28	2	2	4	19	0	2	1	14	12	7	1	.413	.529	.942	0
2023	OAKLAND	.167	23	60	5	10	3	0	0	1	2	1	0	8	23	1	1	.261	.217	.478	0
	Las Vegas	.348	7	23	7	8	2	0	0	2	0	0	0	6	3	3	0	.483	.435	.918	0
	Sacramento	.163	13	49	8	8	0	0	1	1	0	0	1	8	19	2	2	.293	.224	.517	1
	SAN FRANCISCO	.000	6	9	1	0	0	0	0	0	0	0	0	3	2	0	0	.250	.000	.250	0
	Lehigh Valley	.271	56	144	39	39	5	0	8	30	3	7	2	46	45	14	3	.437	.472	.909	0
Minors Totals		.287	421	1399	307	402	61	15	31	200	13	20	5	294	288	86	23	.408	.419	.827	6
AL	Totals	.167	23	60	5	10	3	0	0	1	2	1	0	8	23	1	1	.261	.217	.478	0
NL	Totals	.000	6	9	1	0	0	0	0	0	0	0	0	3	2	0	0	.250	.000	.250	0
ML	Totals	.145	29	69	6	10	3	0	0	1	2	1	0	11	25	1	1	.259	.188	.447	0

* League lead

Tied for league lead

STEVENSON'S CAREER TRANSACTIONS

- Selected by Toronto Blue Jays in 10th round of 2018 MLB Draft
- Traded to Houston Astros for Derek Fisher (of), July 31, 2018
- Traded to Tampa Bay Rays for Austin Pruitt (rhp), January 9, 2020
- Traded to Oakland Athletics for Christian Bethancourt (c), July 9, 2022
- Traded to San Francisco Giants for cash considerations, April 19, 2023
- Claimed off waivers by Philadelphia, May 26, 2023

STEVENSON'S CAREER FIELDING

POSITION	PCT	G	PO	A	E	TC	DP
Outfield	1.000	28	57	0	0	57	0

STEVENSON'S GAME HIGHS

HITS: 2 – 8/20/22 vs SEA... **RUNS:** 2 – 8/30/22 at WSH... **DOUBLES:** 1 – 3 times, last: 8/27/22 vs NYY... **TRIPLES:** None... **HOME RUNS:** None... **RBI:** 1 – 8/21/22 vs SEA... **WALKS:** 2 – 2 times, last: 5/2/23 at HOU... **STOLEN BASES:** 1 – 8/15/22 at TEX... **HITTING STREAK:** 2 games – 2 times, last: 8/20-21/22



BRYSON STOTT

Second Baseman

5

@bryson_stott10
@bryson_stott10

B-T: L-R

HT: 6-2; **WT:** 195

OPENING DAY AGE: 26

BORN: October 6, 1997, Las Vegas, NV

RESIDES: Las Vegas, NV

ML SERVICE: 2 years

HOW OBTAINED: Selected by Phillies in 1st round (14th overall) of 2019 MLB Draft



2024 PHILLIES

2023

- Set career highs in games played, runs, hits, doubles, triples (tied), HR, RBI, extra-base hits, walks and stolen bases
- Finished T-5th in the NL in sacrifice flies (8), T-7th in steals (31) and 10th in pitches/PA (4.16)
- Led the Phillies with a 4.4 bWAR
- His 17 outs above average were tied for 4th in MLB and ranked 3rd among all 2nd basemen (SF's Thairo Estrada, 20 and CLE's Andrés Giménez, 18)
- Named a Rawlings Gold Glove Award finalist
- Made his second career Opening Day roster
- His 31 SB were the most by a Phillies 2nd baseman since Juan Samuel had 33+ stolen bases each season from 1984-88
- Tied for the ML lead with KC's Bobby Witt Jr. with 82 hits with two strikes; it was the most such hits by a Phillie since Jayson Werth in 2010 (85)
- Per Elias, his 32 hits through the first 20 games were the most by a Phillie in such a span since Lefty O'Doul had 33 hits to start the 1930 season
- Hit safely in a career-high 17 straight games to begin the season, setting a modern day (since 1900) franchise record, passing Willie "Puddin' Head" Jones
- Per Elias, was the first Phillies player since 1900 (Elmer Flick, 14; Nap Lajoie, 14; and Ed Delahanty, 12) with 12+ multi-hit games across the club's first 19 games of a season
- Set a franchise record when he began his career with 84 consecutive games at 2nd base without an error, eclipsing the previous mark set by Tomas Perez (57 games) from 2001-02
- Gave the Phillies their first walk-off win of the season on 4/8 vs CIN with the second walk-off hit of his career
- Clubbed his first career leadoff HR on 4/16 at CIN
- Went 28 consecutive plate appearances without striking out between 5/15-22
- Homered in back-to-back games, 5/21 vs CHI and 5/22 vs ARI, for the second time in his career with 5/21 marking his first career pinch-hit HR
- His second triple of the season on 6/14 at ARI was the 50th extra-base hit of his career
- Was the first Phillie since Jimmy Rollins (2008) with 2 games in a single season with 3+ stolen bases (7/23 at CLE and 5/26 at ATL)
- On 7/23, was the second Phillie in the modern era (Richie Ashburn, 8/16/55) and 12th player in AL/NL history with 4+ BB and 3+ SB in a game (last, Darren Lewis, 9/16/91)
- Slashed .337/.391/.506 (.897 OPS) in 23 July games with 10 extra-base hits & 16 runs scored

- His SB on 9/8 vs MIA was the 3,000th of the season in the majors, the first time MLB reached that mark since 2012
- At 424 feet, his HR on 9/12 vs ATL was the farthest of his career
- Recorded his first career game-winning hit in extra innings with a go-ahead 2-run double in the 10th inning on 9/20 at ATL
- His 5 stolen bases were the most by a Phillies player in a single postseason in franchise history (prev. 4 steals, 5 times)
- His 9 RBI were T-2nd-most by a Phillies second baseman in a single postseason (Chase Utley, 10 in 2009)
- Hit his first career postseason HR, a grand slam in NLWCS Game 2, 10/4 vs MIA (Andrew Nardi), marking the second grand slam in Phillies postseason history (Shane Victorino, 10/2/18, NLDS Game 2 vs MIL)

2022

- Made his first Opening Day roster after being a non-roster invitee to ML spring training
- Optioned to Lehigh Valley (AAA) on 4/25 before being recalled on 5/7 for the remainder of the season
- Made 118 starts for the Phillies: 75 at SS, 41 at 2nd base and 2 at 3rd base
- Was one of four rookies with at least 10 HR and 12 SB, joining SEA's Julio Rodríguez, KC's Bobby Witt Jr. and ATL's Michael Harris II
- Per Statcast data, ranked in the 89th percentile in whiff percentage (17.2%) among qualifying ML hitters
- Slugged his first career HR on 6/3 vs LAA (Chase Silseth)
- Hit his first career walk-off HR on 6/5 vs LAA (Jimmy Herget)
- Recorded an 8-game hitting streak from 8/6-15, during which he posted a .455/.486/.576 slash line
- On 8/12 at NYM, became the first player ever to reach base safely 4 times against Max Scherzer in a game (3 H, HBP)
- On 9/10 vs WSH, became the first Phillies rookie to bat cleanup while starting a game at SS since Leo Norris did so on 5/11/1936 vs NYG
- Slashed .276/.331/.404 (.735 OPS) in 246 PA following the All-Star break after slashing .188/.255/.307 (.561 OPS) in 220 PA before the break
- On 10/7, became just the second rookie in franchise history to walk twice in a postseason game, joining Dave Bancroft (10/12/1915 at BOS)
- Became the first Phillies rookie ever to collect multiple XBH in a postseason game in Game 3 of the NLCS vs SD on 10/21

- Made his first career WS appearance in Game 1 on 10/28 at HOU (0-3, 2 BB); was the first rookie SS to walk twice in a WS game since NYY's Derek Jeter on 10/23/96 at ATL (Game 4)
- Drew a walk on 10 pitches (10/28) and 12 pitches (10/29) during the WS; per Elias, since 2000, the only other rookie to draw a 10-pitch walk in a WS game was SF's Joe Panik (11 pitches) on 10/28/14 at KC
- Led all Phillies with 4.61 pitches per plate appearance in the postseason (235 pitches/51 PA)
- Since 1988, when pitch tracking data became available, the only rookie with 50 plate appearances in a postseason who saw more pitches per plate appearance was NYY's Aaron Judge in 2017 (4.84 pitches/PA)

2021

- Was the recipient of the Paul Owens Award, presented annually to the organization's top minor league player
- Started at 2nd base for the NL team in the All-Star Futures Game at Coors Field
- Posted a .299/.390/.486 slash line with 26 2B, 2 3B, 16 HR, 49 RBI, 71 R, 65 BB and 10 SB in 112 combined games with Jersey Shore (A), Reading (AA) and Lehigh Valley
- Led all Phillies minor leaguers (min. 225 PA) in hits (125), runs, total bases (203), AVG, OBP and OPS (.876)
- Named an Organization All-Star by MiLB.com
- Was a non-roster invitee to ML spring training
- Began the season with Jersey Shore and was promoted to Reading, 6/1
- Promoted to Lehigh Valley, 9/22
- Among qualifying Double-A Northeast hitters, ranked 2nd in AVG (.301), 7th in OBP (.368) and 9th in OPS (.848)
- Named Phillies Minor League Hitter of the Month in both May and August, collecting the most hits (42) across the minors during the latter month
- Reached base safely in 31 of 32 games, 7/31-9/14, including a 19-game on-base streak, 8/15-9/14, during which he posted a .411/.477/.630 slash line
- Following the season, played for Peoria in the Arizona Fall League and posted a .318/.445/.489 slash line with 7 2B, 1 3B, 2 HR, 31 RBI, 20 R and 24 BB to 14 SO in 26 games
- Led the AFL in RBI & walks and was T-1st in games
- Reached base safely in all 26 of his games with Peoria
- Played in the AFL's Fall Stars Game

- Following the season, was named the No. 3 prospect and the best hitter for average in the Phillies minor league system by *Baseball America*; was also named the No. 67 prospect in baseball by the same publication
- Was also named the No. 97 prospect in baseball by MLB Pipeline

2020

- Appeared in one spring training game with the Phillies, 2/28 vs ATL
- Was added to the club's player pool, 7/29, and spent the remainder of the summer at the alternate training site in Lehigh Valley
- Following the season, was named the No. 3 prospect in the Phillies system by *Baseball America* for the second year in a row

2019

- Began his professional career with Gulf Coast League Phillies East (R) and was promoted to Williamsport (A) on 7/14
- Named a New York-Penn League All-Star
- Selected as Phillies Minor League Defender of the Month for July
- Chosen twice as Phillies Minor League Player of the Week: 7/8-14 and 8/5-11
- Slashed .324/.405/.490 in 28 August games
- Participated in Florida Instructional League
- Following the season, was named the No. 3 prospect in the Phillies system by *Baseball America*

PERSONAL

Bryson Jeremy Stott... Married Dru White; has one daughter, Braxtyn Grace... 2016 graduate of Desert Oasis High School (NV)... Attended University of Nevada, Las Vegas... Was a semifinalist for the 2019 Golden Spikes Award and a finalist for the Brooks Wallace Award for the nation's top collegiate shortstop... During his sophomore campaign at UNLV, led the nation with 30 doubles... Batted .340 with 61 2B, 7 3B, 15 HR, 97 RBI, 157 R, 109 BB, 34 SB, .433 OBP and .515 SLG in 171 games over his three-year collegiate career... Became the first collegiate shortstop selected by the Phillies in the 1st round of the amateur draft since it was first held in 1965...

Hobby: Golf... **Signed by:** Mike Garcia



BRYSON STOTT'S CAREER STATISTICS

YEAR	CLUB	AVG	G	AB	R	H	2B	3B	HR	RBI	SH	SF	HP	BB	SO	SB	CS	OBP	SLG	OPS	E
2019	GCL Phillies-E	.667	4	9	3	6	1	1	1	3	0	0	0	2	0	0	0	.727	1.333	2.061	0
	Williamsport	.274	44	157	27	43	8	2	5	24	1	0	2	22	39	5	3	.370	.446	.816	3
2020	Did not play																				
	Jersey Shore	.288	22	73	18	21	4	0	5	10	0	0	0	22	22	3	2	.453	.548	1.001	2
2021	Reading	.301	80	312	49	94	22	2	10	36	0	4	0	35	78	6	2	.368	.481	.848	6
	Lehigh Valley	.303	10	33	4	10	0	0	1	3	0	0	0	8	8	1	0	.439	.394	.833	0
2022	PHILLIES	.234	127	427	58	100	19	2	10	49	1	1	1	36	89	12	4	.295	.358	.653	8
	Lehigh Valley	.333	9	36	11	12	2	1	2	7	0	1	0	3	10	2	0	.375	.611	.986	0
2023	PHILLIES	.280	151	585	78	164	32	2	15	62	1	8	7	39	100	31	3	.329	.419	.748	5
Minors Totals		.300	169	620	112	186	37	6	24	83	1	5	2	92	157	17	7	.389	.495	.884	11
ML	Totals	.261	278	1012	136	264	51	4	25	111	2	9	8	75	189	43	7	.314	.393	.707	13

2024 PHILLIES

STOTT'S WILD CARD SERIES STATISTICS

YEAR	CLUB, OPP	AVG	G	AB	R	H	2B	3B	HR	RBI	SH	SF	HP	BB	SO	SB	CS	OBP	SLG	OPS	E
2022	PHI, STL	.000	2	4	1	0	0	0	0	1	0	0	0	3	1	0	0	.429	.000	.429	0
2023	PHI, MIA	.250	2	8	2	2	0	0	1	5	0	0	0	5	0	0	0	.250	.625	.875	0
WC	Totals	.167	4	12	3	2	0	0	1	6	0	0	0	3	6	0	0	.333	.417	.750	0

STOTT'S DIVISION SERIES STATISTICS

YEAR	CLUB, OPP	AVG	G	AB	R	H	2B	3B	HR	RBI	SH	SF	HP	BB	SO	SB	CS	OBP	SLG	OPS	E
2022	PHI, ATL	.182	3	11	1	2	1	0	0	1	0	0	0	0	2	0	0	.182	.273	.455	0
2023	PHI, ATL	.231	4	13	1	3	0	0	0	2	0	1	0	2	5	1	0	.313	.231	.544	0
DS	Totals	.208	7	24	2	5	1	0	0	3	0	1	0	2	7	1	0	.259	.250	.509	0

STOTT'S LEAGUE CHAMPIONSHIP SERIES STATISTICS

YEAR	CLUB, OPP	AVG	G	AB	R	H	2B	3B	HR	RBI	SH	SF	HP	BB	SO	SB	CS	OBP	SLG	OPS	E
2022	PHI, SD	.267	5	15	1	4	3	0	0	1	0	0	0	0	4	0	0	.267	.467	.734	0
2023	PHI, ARI	.240	7	25	2	6	1	0	0	2	0	0	0	2	4	4	0	.296	.280	.576	0
LCS	Totals	.250	12	40	3	10	4	0	0	3	0	0	0	2	8	4	0	.286	.350	.636	0

STOTT'S WORLD SERIES STATISTICS

YEAR	CLUB, OPP	AVG	G	AB	R	H	2B	3B	HR	RBI	SH	SF	HP	BB	SO	SB	CS	OBP	SLG	OPS	E
2022	PHI, HOU	.000	6	14	0	0	0	0	0	0	0	0	0	4	5	0	0	.222	.000	.222	0

STOTT'S CAREER TRANSACTIONS

- Selected by Philadelphia in 1st round (14th overall) of 2019 MLB Draft

STOTT'S CAREER FIELDING

POSITION	PCT	G	PO	A	E	TC	DP
Second base	.994	196	298	468	5	771	98
Third base	.857	2	1	5	1	7	0
Shortstop	.975	83	95	183	7	285	35

STOTT'S GAME HIGHS

HITS: 4 – 3 times, last: 9/4/23 at SD... **RUNS:** 3 – 2 times, last: 9/3/22 at SF... **DOUBLES:** 2 – 3 times, last: 9/4/23 at SD... **TRIPLES:** 1 – 4 times, last: 6/14/23 at ARI... **HOME RUNS:** 1 – 25 times, last: 9/12/23 vs ATL... **RBI:** 5 – 7/25/22 vs ATL... **WALKS:** 4 – 7/23/23 at CLE... **STOLEN BASES:** 3 – 2 times, last: 7/23/23 at CLE... **HITTING STREAK:** 17 games – 3/30-4/18/23 (gm 1)

STOTT'S NOTABLE HOMERS

GRAND SLAMS: None... **INSIDE-THE-PARK HR:** None... **LEADOFF HR:** 1 – 4/16/23 at CIN (Luis Cessa)... **PINCH HR:** 1 – 5/21/23 vs CHI (Adbert Alzolay)... **WALK-OFF HR:** 1 – 6/5/22 vs LAA (Jimmy Herget)



MATT STRAHM

Left-Handed Pitcher

25

@mattstrahm
@MattStrahm

B-T: R-L
HT: 6-3; **WT:** 193
OPENING DAY AGE: 32
BORN: November 12, 1991, West Fargo, ND
RESIDES: Phoenix, AZ
ML SERVICE: 7 years, 64 days
HOW OBTAINED: Signed by Phillies as a free agent, 12/9/22
CONTRACT STATUS: Signed a two-year contract on 12/9/22, taking him through 2024

2023

- In his first year as a Phillie, set career bests in appearances (56) and wins (9); his 87.2 IP were his most since 2019 (114.2 for SD)
- Among NL relievers, ranked 2nd in SO/BB ratio (5.42) and 11th in WHIP (1.01)
- Posted a 30.8% SO rate (108 SO, 351 BF) which ranked in the 92nd percentile according to Statcast and was his highest mark since 2016 for KC (34.1%)
- Opened the year in the starting rotation and went 2-3, 4.05 ERA (15 ER, 33.1 IP), 9 BB, 43 SO, 1.02 WHIP, .207 AVG in 10 starts
- In 46 relief appearances, went 7-2, 2 saves, 11 holds, 2.82 ERA (17 ER, 54.1 IP), 12 BB, 65 SO, 1.01 WHIP in 46 games and stranded 15 of his 23 inherited runners
- As a reliever, retired 37 of his 46 first batters faced (80.4%)
- Became only the sixth pitcher in franchise history and third since 1900 to make 10 or more starts and total 55 or more appearances in a single season (Hugh Mulcahy in 1937 and Bruce Ruffin in 1988)
- Over his final 21 games (1 start) of the season (beginning on 8/5), posted a 2.05 ERA (5 ER, 22.0 IP) with a 0.86 WHIP, 3 BB and 26 SO
- Made 7 appearances in the postseason, all scoreless (0.00 ERA, 5.1 IP, 3 H, 2 BB, 5 SO) and stranded 5 of his 6 inherited runners
- Did not appear in the NLWCS vs MIA but appeared in 7 of the club's 11 games between the NLDS vs ATL and NLCS vs ARI
- Over his final 4 games (3.1 IP) beginning with NLDS Gm 4 vs ATL, retired 10 of his 11 batters faced (0 H, 1 BB, 0 HB)
- Got his first career postseason save in the club's NLDS-clinching win on 10/12 vs ATL; retired 3 straight batters on 8 pitches and stranded 2 inherited runners

2022

- Spent season with BOS
- Posted a 1.88 ERA (3 ER, 14.1 IP) over his first 17 appearances and a 2.95 ERA (13 ER, 39.2 IP) over his final 45
- On COVID-related IL, 5/30-31
- On injured list with a left wrist contusion, 7/13-8/18; included rehab assignment to Worcester (AAA)
- Averaged 10.48 SO/9.0 IP (52 SO, 44.2 IP)
- Surrendered just one home run to the 57 LHH he faced

2021

- Spent most of the season on the IL with SD recovering from right patellar tendon surgery
- Was reinstated on 8/3 after 3 scoreless rehab appearances with El Paso (AAA)

- Placed on the IL again on 8/18 due to right knee inflammation and missed the remainder of the season

2020

- Did not allow a run in 14 of his 19 outings for SD
- Did not walk a batter in his first 16.0 IP
- Was on the IL, 9/11-21, with right knee inflammation
- Appeared in 4 postseason games, all in relief

2019

- Made his second career Opening Day roster
- Set career highs in innings (114.2) and strikeouts (118)
- Began season as a starter
- Posted a 3.21 ERA (20 ER, 56.0 IP) through his first 10 starts
- Did not allow a walk in 5 straight starts, 4/7-5/2, the first SD pitcher to do so in 5 straight outings of 5.0 or more IP since Greg Maddux in 2007
- Struck out 10 batters on 5/27 at NYY
- On the IL with a left rib strain, 6/3-12
- Made his first relief appearance on 7/12 and was used primarily as a reliever for the remainder of the season
- Posted a 3.27 ERA (12 ER, 33.0 IP) in 30 relief appearances
- From 8/12-9/13, posted a 0.60 ERA (1 ER, 15.0 IP)
- Held opponents scoreless in 23 of his 30 relief outings

2018

- Among all NL pitchers with at least 40 appearances, ranked 6th in H/9.0 IP (5.72) & OPP AVG (.178) and T-7th in WHIP (0.98)
- Spent first season with SD
- Began season on the IL recovering from surgery on his left patellar tendon
- Made 9 rehab appearances (2 starts) with San Antonio (AA) before being reinstated on 5/7
- Allowed 3 runs in his first appearance and then posted a 1.67 ERA (11 ER, 59.1 IP) over his final 40 appearances of the season

2017

- Made his first career Opening Day roster
- Made 3 appearances with KC before being optioned to Omaha (AAA) on 4/11
- Recalled again on 4/21 and tossed scoreless outings in 13 of his next 16 appearances from 4/21-6/5, going 1-0 with a 1.45 ERA (3 ER, 18.2 IP)
- Earned the win in his first career start, 6/14 at LAA
- Sustained a torn patellar tendon in his left knee on 7/1 vs MIN
- Underwent surgery on 7/7 and spent the remainder of the season on the IL
- While on the IL, was traded to SD on 7/24

2016

- Named a MiLB.com Organization All-Star
- Began season with Northwest Arkansas (AA), where he was primarily a starter
- Recalled by KC on 7/31 and made 21 appearances in relief
- Made his ML debut on 7/31 at TEX
- Had the longest scoreless streak of the season by a KC pitcher, tossing 16.1 scoreless innings from 8/2-9/10
- During his scoreless streak, which spanned 12 appearances, held opponents to a .120 AVG (6-50) and struck out 20 while walking four
- Recorded at least one strikeout in each of his first 10 appearances
- Earned his first ML win on 8/17 at DET
- Among all AL relievers with at least 80 batters faced, his .173 OPP AVG (13-75) was 7th

2015

- Named a South Atlantic League midseason All-Star and an MiLB.com Organization All-Star
- Began season with Lexington (A)
- Was promoted to Wilmington (A) on 6/13, where he spent the remainder of the season
- Following the season, was ranked as the No. 8 prospect in KC's system by *Baseball America*

2014

- Was limited to 10 appearances (1 start) with Idaho Falls (R) after missing most of the season recovering from Tommy John surgery
- Averaged 12.59 SO/9.0 IP (27 SO, 19.2 IP) in those 10 appearances

2013

- Missed the entire season after suffering an elbow injury in the spring that required Tommy John surgery

2012

- Began pro career with Idaho Falls
- Earned his first pro win, 8/6

PERSONAL

Matthew Scott Strahm... Married, wife's name is Megan; has one daughter, Wren... Attended Neosho County Community College (KS)... Tossed 11 complete games in 2012 to help his team to the NJCAA World Series... Was teammates with David Bote... 2010 graduate of West Fargo High School (ND)... His brother, Ben, was a 23rd-round selection by SF in the 2018 MLB Draft and pitched in their system for two seasons (2018-19)... **Hobbies:** Fishing, hunting, collecting baseball cards... **Signed by:** Matt Price



MATT STRAHM'S CAREER STATISTICS

YEAR	CLUB	W-L	ERA	G	GS	CG	SHO	SV	IP	H	R	ER	HR	HB	BB	SO	WP	BK	AVG
2012	Idaho Falls	1-3	5.64	19	0	0	0	0	30.1	34	29	19	1	4	17	42	5	1	.268
2013	Injured – Did not pitch																		
2014	Idaho Falls	1-0	2.29	10	1	0	0	1	19.2	10	6	5	1	1	10	27	1	0	.149
2015	Lexington	2-1	2.08	14	0	0	0	4	26.0	12	7	6	1	2	12	38	0	0	.140
	Wilmington	1-6	2.78	15	11	0	0	1	68.0	48	25	21	7	5	19	83	5	0	.194
2016	NW Arkansas	3-8	3.43	22	18	0	0	0	102.1	102	47	39	14	6	23	107	1	1	.260
	KANSAS CITY	2-2	1.23	21	0	0	0	0	22.0	13	4	3	0	1	11	30	1	0	.173
2017	KANSAS CITY	2-5	5.45	24	3	0	0	0	34.2	30	22	21	6	3	22	37	3	0	.236
	Omaha	0-0	0.00	4	0	0	0	0	5.0	2	0	0	0	0	7	0	0	0	.118
2018	San Antonio+	1-0	2.51	9	2	0	0	0	14.1	14	5	4	1	2	4	22	1	0	.259
	SAN DIEGO	3-4	2.05	41	5	0	0	0	61.1	39	16	14	6	3	21	69	2	0	.178
2019	SAN DIEGO	6-11	4.71	46	16	0	0	0	114.2	121	61	60	22	7	22	118	3	1	.267
2020	SAN DIEGO	0-1	2.61	19	0	0	0	0	20.2	14	6	6	3	5	4	15	1	0	.189
2021	El Paso+	0-0	0.00	3	0	0	0	0	3.2	2	2	0	0	0	0	7	0	0	.143
	SAN DIEGO	0-1	8.10	6	1	0	0	0	6.2	15	6	6	0	0	1	4	0	0	.441
2022	BOSTON	4-4	3.83	50	0	0	0	4	44.2	38	24	19	5	5	17	52	2	1	.224
	Worcester+	0-0	0.00	1	0	0	0	0	1.0	0	0	0	0	0	1	0	0	0	.000
2023	PHILLIES	9-5	3.29	56	10	0	0	2	87.2	68	34	32	11	3	21	108	1	1	.213
Minors Totals		9-18	3.13	97	32	0	0	6	270.1	224	121	94	25	20	85	334	13	2	.222
AL Totals		8-11	3.82	95	3	0	0	4	101.1	81	50	43	11	9	50	119	6	1	.218
NL Totals		18-22	3.65	168	32	0	0	2	291.0	257	123	118	42	18	69	314	7	2	.234
ML Totals		26-33	3.69	263	35	0	0	6	392.1	338	173	161	53	27	119	433	13	3	.230

+ Rehab assignment

STRAHM'S WILD CARD SERIES STATISTICS

YEAR	CLUB, OPP	W-L	ERA	G	GS	CG	SHO	SV	IP	H	R	ER	HR	HB	BB	SO	WP	BK	AVG
2020	SD, STL	0-0	6.75	2	0	0	0	0	1.1	2	1	1	0	0	1	2	0	0	.333
2023	PHI, MIA	Did not pitch																	
WC	Totals	0-0	6.75	2	0	0	0	0	1.1	2	1	1	0	0	1	2	0	0	.333

STRAHM'S DIVISION SERIES STATISTICS

YEAR	CLUB, OPP	W-L	ERA	G	GS	CG	SHO	SV	IP	H	R	ER	HR	HB	BB	SO	WP	BK	AVG
2020	SD, LAD	0-0	18.00	2	0	0	0	0	1.0	5	2	2	0	0	1	0	0	0	.714
2023	PHI, ATL	0-0	0.00	3	0	0	0	1	2.1	2	0	0	0	0	1	1	0	0	.250
DS	Totals	0-0	5.40	5	0	0	0	1	3.1	7	2	2	0	0	2	1	0	0	.467

STRAHM'S LEAGUE CHAMPIONSHIP SERIES STATISTICS

YEAR	CLUB, OPP	W-L	ERA	G	GS	CG	SHO	SV	IP	H	R	ER	HR	HB	BB	SO	WP	BK	AVG
2023	PHI, ARI	0-0	0.00	4	0	0	0	0	3.0	1	0	0	0	0	1	4	0	0	.100

STRAHM'S CAREER TRANSACTIONS

- Selected by Kansas City Royals in 21st round of 2012 MLB Draft
- On injured list with left knee inflammation, July 1, 2017 through the remainder of the season
- Traded to San Diego Padres with Travis Wood (lhp) and Estevy Ruiz (of) for Ryan Buchter (lhp), Trevor Cahill (rhp) and Brandon Maurer (rhp), July 24, 2017
- On injured list with a torn left patellar tendon, March 26-May 6, 2018; included rehab assignment to San Antonio, April 7-May 5
- On injured list with a left rib strain, June 3-12, 2019
- On injured list with right knee inflammation, September 11-21, 2020
- On injured list recovering from right patellar tendon repair, March 29-August 2, 2021; included rehab assignment to El Paso, July 22-August 2
- On injured list with right knee inflammation, August 18, 2021 through the remainder of the season
- Signed by Boston Red Sox as a free agent, March 15, 2022
- On COVID-related injured list, May 30-31, 2022
- On injured list with a left wrist contusion, July 13-August 18, 2022; included rehab assignment to Worcester, August 16-18
- Signed by Philadelphia as a free agent, December 9, 2022

STRAHM'S CAREER FIELDING

POSITION	PCT	G	PO	A	E	TC	DP
Pitcher	.931	263	21	33	4	58	0

STRAHM'S GAME HIGHS

LOW-HIT CG: N/A... **SHUTOUTS:** N/A... **STRIKEOUTS:** 11 – 4/20/23 vs COL... **WALKS:** 4 – 6/13/19 at COL... **LONGEST OUTING:** 8.0 inn. – 4/19/19 vs CIN... **WINNING STREAK:** 6 games – 5/12-8/10/23... **LOSING STREAK:** 4 games – 2 times, last: 6/20/17-5/22/18... **SCORELESS STREAK:** 16.1 inn. – 8/2-9/10/16



GARRETT STUBBS

Catcher

21

 @garrettstubs
 @GarrettStubbs

B-T: L-R

HT: 5-10; **WT:** 170

OPENING DAY AGE: 30

BORN: May 26, 1993, San Diego, CA

RESIDES: Del Mar, CA

ML SERVICE TIME: 3 years, 120 days

HOW OBTAINED: Acquired from Houston Astros for Logan Cerny, 11/19/21

2023

- Prior to the season, played for Team Israel in the World Baseball Classic
- Was the Phillies Heart and Hustle Award nominee, presented annually to a player based on passion, desire and work ethic both on and off the field
- Ranked T-2nd among ML catchers in pop time to 2nd base at 1.87 seconds
- Made 32 starts at catcher and threw out 4 of 27 (14.8%) attempted base stealers
- Ranked 3rd in the majors (2nd in the NL) with 7 bunt hits
- Made his second straight Opening Day roster and third overall
- Went 2-for-3 as a pinch-hitter with a double, triple and one run scored
- Registered a 6-game hitting streak from 5/3-6/1 (.375, 6-16)
- Clubbed his lone HR of the season on 9/27 vs PIT and recorded a career-high-tying 3 RBI
- Made his Phillies postseason debut as a defensive replacement, catching the 9th inning of NLCS Game 2, 10/17 vs ARI

2022

- Slashed .273/.351/.475 (.826 OPS) with 9 XBH (3 2B, 3B, 5 HR), 14 RBI and 17 runs in 32 starts at catcher
- Was 6-for-24 (25.0%) in throwing out attempted base stealers yet his 1.91 average pop time to 2nd base ranked in the 93rd percentile among all ML catchers
- On 5/22 vs LAD, slugged his first career HR (Tony Gonsolin)
- Homered in consecutive games, 5/22 and 5/27, after not hitting a HR in his first 60 career games
- Hit his first career walk-off HR on 6/15 vs MIA (Tanner Scott)
- Was on the Phillies postseason roster for all 4 rounds, but did not appear in a game

2021

- Was shuttled between Sugar Land (AAA) and HOU all season
- Was on HOU's postseason roster for the ALDS and World Series; entered Game 6 of the WS in the 9th inning at catcher

2020

- Appeared in 14 games for HOU and made one start at catcher
- Made his first career postseason appearance in Game 7 of the ALCS and caught 1.0 inning as a substitute

2019

- Began the season with Round Rock (AAA)
- Was recalled by HOU on 5/26, his 26th birthday
- Made his ML debut on 5/28 vs CHI and went 2-for-4 with a double and RBI
- Collected his first career hit in his first plate appearance
- Had 3 stints with HOU and made 6 starts, all at catcher
- Also appeared in 7 games in LF and 1 game in RF
- Per Statcast, posted a sprint speed of 28.0 feet per second which ranked 3rd among all MLB catchers behind Jorge Alfaro (28.8) and J.T. Realmuto (28.7)

2018

- Was a non-roster invitee to ML spring training
- Spent the season with Fresno (AAA) and was named a Pacific Coast League All-Star and MiLB.com Organization All-Star
- Had 29 extra-base hits and 6 triples after combining for only 1 triple in his first 3 professional seasons

2017

- Was a non-roster invitee to ML spring training
- Began season with Corpus Christi (AA) and was named a Texas League midseason All-Star
- Promoted to Fresno on 8/5 and appeared in 23 games, posting a .341 OBP
- Had 43 walks to 59 strikeouts in 98 combined games between both levels

2016

- Split second pro season between Lancaster (A) and Corpus Christi
- Named a California League midseason All-Star and an MiLB.com Organization All-Star
- Slashed .304/.391/.469 between both levels
- Threw out 27 of 53 attempted base stealers in 67 games between both levels
- Named Lancaster Player of the Month in May and Corpus Christi Player of the Month in July

2015

- Split first pro season between Tri-City (A) and Quad Cities (A)
- Combined for 21 walks to just 5 strikeouts between both levels
- Threw out 5 of 7 attempted base stealers at Tri-City and overall, 15 of 27 between both levels

PERSONAL

Garrett Patrick Stubbs... Engaged to Evyn Murray... Played in 2010 Perfect Game National Showcase... 2011 graduate of Torrey Pines High School (CA)... Attended University of Southern California, where he won the Johnny Bench Award as the top catcher in NCAA Division I in 2015... Also was named Pac-12 Defensive Player of the Year and received All-Pac 12 honors his senior season... His brother, C.J., was selected by HOU in the 10th round of the 2019 MLB Draft... **Signed by:** Tim Costic

GARRETT STUBBS' CAREER STATISTICS

YEAR	CLUB	AVG	G	AB	R	H	2B	3B	HR	RBI	SH	SF	HP	BB	SO	SB	CS	OBP	SLG	OPS	E
2015	Tri-City	.235	11	34	5	8	0	0	0	2	1	0	0	7	3	2	0	.366	.235	.601	0
	Quad Cities	.274	25	84	15	23	5	0	0	5	3	2	0	14	2	1	0	.370	.333	.703	0
2016	Lancaster	.291	55	206	35	60	13	0	6	38	0	4	5	29	37	10	3	.385	.442	.827	0
	Corpus Christi	.325	31	120	23	39	9	1	4	16	0	1	2	14	11	5	0	.401	.517	.918	2
2017	Corpus Christi	.236	75	263	36	62	13	0	4	25	1	1	3	32	44	8	0	.324	.331	.655	3
	Fresno	.221	23	77	11	17	5	0	0	12	0	0	3	11	15	3	0	.341	.286	.626	2
2018	Fresno	.310	84	297	60	92	19	6	4	38	2	4	2	35	53	6	0	.382	.455	.836	5
2019	Round Rock	.240	63	204	33	49	11	0	7	23	0	2	5	24	38	12	2	.332	.397	.729	1
	HOUSTON	.200	19	35	8	7	3	0	0	2	0	0	0	4	7	1	0	.282	.286	.568	1
2020	HOUSTON	.125	14	8	1	1	0	0	0	1	1	0	0	0	0	0	1	.111	.125	.236	0
2021	Sugar Land	.265	37	113	25	30	5	0	2	15	0	2	1	30	29	4	0	.418	.363	.781	4
	HOUSTON	.176	18	34	2	6	2	0	0	3	2	0	0	2	7	0	0	.222	.235	.458	0
2022	PHILLIES	.264	50	106	19	28	4	1	5	16	1	0	0	14	30	2	0	.350	.462	.812	3
2023	PHILLIES	.204	41	113	15	23	4	1	1	12	1	0	2	9	29	2	0	.274	.283	.557	5
Minors Totals		.272	404	1398	243	380	80	7	27	174	7	16	21	196	232	51	5	.366	.397	.763	17
AL Totals		.182	51	77	11	14	5	0	0	6	3	1	0	6	14	1	1	.238	.247	.485	1
NL Totals		.233	91	219	34	51	8	2	6	28	2	0	2	23	59	4	0	.311	.370	.681	8
ML Totals		.220	142	296	45	65	13	2	6	34	5	1	2	29	73	5	1	.293	.338	.631	9

STUBBS' WILD CARD SERIES STATISTICS

YEAR	CLUB, OPP	AVG	G	AB	R	H	2B	3B	HR	RBI	SH	SF	HP	BB	SO	SB	CS	OBP	SLG	OPS	E
2022	PHI, STL	Did not play																			
2023	PHI, MIA	Did not play																			

STUBBS' DIVISION SERIES STATISTICS

YEAR	CLUB, OPP	AVG	G	AB	R	H	2B	3B	HR	RBI	SH	SF	HP	BB	SO	SB	CS	OBP	SLG	OPS	E
2021	HOU, CWS	Did not play																			
2022	PHI, ATL	Did not play																			
2023	PHI, ATL	Did not play																			

STUBBS' LEAGUE CHAMPIONSHIP SERIES STATISTICS

YEAR	CLUB, OPP	AVG	G	AB	R	H	2B	3B	HR	RBI	SH	SF	HP	BB	SO	SB	CS	OBP	SLG	OPS	E
2020	HOU, TB	---	1	0	0	0	0	0	0	0	0	0	0	0	0	0	0	---	---	---	0
2022	PHI, SD	Did not play																			
2023	PHI, ARI	---	1	0	0	0	0	0	0	0	0	0	0	0	0	0	0	---	---	---	0
LCS Totals		---	2	0	0	0	0	0	0	0	0	0	0	0	0	0	0	---	---	---	0

STUBBS' WORLD SERIES STATISTICS

YEAR	CLUB, OPP	AVG	G	AB	R	H	2B	3B	HR	RBI	SH	SF	HP	BB	SO	SB	CS	OBP	SLG	OPS	E
2021	HOU, ATL	---	1	0	0	0	0	0	0	0	0	0	0	0	0	0	0	---	---	---	0
2022	PHI, HOU	Did not play																			
WS Totals		---	1	0	0	0	0	0	0	0	0	0	0	0	0	0	0	---	---	---	0

STUBBS' WORLD BASEBALL CLASSIC STATISTICS

YEAR	CLUB	AVG	G	AB	R	H	2B	3B	HR	RBI	SH	SF	HP	BB	SO	SB	CS	OBP	SLG	OPS	E
2023	Israel	.400	1	5	0	2	1	0	0	2	0	0	0	0	0	0	0	.400	.600	1.000	0

STUBBS' CAREER TRANSACTIONS

- Selected by Houston Astros in 8th round of 2015 MLB Draft
- Traded to Philadelphia for Logan Cerny (of), November 19, 2021

STUBBS' CAREER FIELDING

POSITION	PCT	G	PO	A	E	TC	DP	PB
Catcher	.989	114	754	23	9	786	6	6
Outfield	1.000	14	8	0	0	8	0	0
Pitcher	1.000	4	0	1	0	1	0	0

STUBBS' GAME HIGHS

HITS: 2 – 10 times, last: 10/1/23 at NYM... **RUNS:** 3 – 9/8/19 vs SEA... **DOUBLES:** 1 – 13 times, last: 8/25/23 vs STL... **TRIPLES:** 1 – 2 times, last: 5/20/23 vs CHI... **HOME RUNS:** 1 – 6 times, last: 9/27/23 vs PIT... **RBI:** 3 – 4 times, last: 9/27/23 vs PIT... **WALKS:** 2 – 3 times, last: 8/2/23 at MIA... **STOLEN BASES:** 1 – 5 times, last: 10/1/23 at NYM... **HITTING STREAK:** 7 games – 7/24-8/25/22

STUBBS' NOTABLE HOMERS

GRAND SLAMS: None... **INSIDE-THE-PARK HR:** None... **LEADOFF HR:** None... **PINCH HR:** None... **WALK-OFF HR:** 1 – 6/15/22 vs MIA (Tanner Scott)





RANGER SUÁREZ

Left-Handed Pitcher

55

B-T: L-L

HT: 6-1; **WT:** 220

OPENING DAY AGE: 28

BORN: August 26, 1995, Pie de Cuesta, VZ

RESIDES: Carora, VZ

ML SERVICE: 4 years, 112 days

HOW OBTAINED: Signed by Phillies as an amateur free agent, 4/1/12

2023

- Was on Venezuela's roster for the World Baseball Classic but did not pitch due to a left elbow strain
- Opened the season on the 15-day IL with a left elbow strain, 3/27-5/12; included rehab assignments to Reading (AA) from 4/27-5/1 and Lehigh Valley (AAA) from 5/2-12
- Made his Phillies season debut in a start on 5/13 at COL (ND, 4.0 IP, 3 ER)
- His 48.5% ground ball percentage was the 10th-best in the National League (min. 100.0 IP)
- Limited the 93 LHH he faced to a .218/.244/.368 slash line (.612 OPS)
- With his curveball, held batters to a .143 AVG (12-84), which ranked 5th in the NL (min. 50 PA)
- Logged 11 quality starts, which was T-3rd-most on the staff with Taijuan Walker despite making only 22 total starts
- On 9/10 vs MIA, carried a no-hitter into the 7th inning and struck out a career-high 10 batters; it marked the first time in his career he pitched at least 5.0 innings and allowed 2 or fewer hits
- Had a 5-game streak of at least 6.0 IP and 1 or no runs allowed from 6/4-27; became the ninth Phillie to have such a streak dating back to 1893 and the first since Cole Hamels did so from 7/19-8/9/14
- Posted a 17.0-inning scoreless streak from 6/9-20, which was the longest of the season for any Phillies pitcher
- Had a 1.08 ERA (4 ER, 33.1 IP) in June, which was the 3rd-best in MLB; in that span, struck out 33 batters while holding opponents to a .202 AVG (24-119)
- Allowed only 2 HR in his first 7 starts (37.2 IP)
- Had a road ERA of 2.75 (18 ER, 59.0 IP), which ranked 3rd in the NL (min. 50.0 IP)
- Had 3 starts in which he generated a career-high 14 swings and misses (6/9 vs LAD, 8/13 vs MIN and 9/16 at STL)
- On the 15-day IL with a right hamstring strain, 8/16-31
- Made 4 starts in the postseason and went 1-1, 1.93 ERA (4 ER, 18.2 IP) with 19 SO to 2 BB
- Became one of two pitchers in the modern era to allow 10 or fewer baserunners in their first 3 starts of a postseason (1-0, 0.64 ERA, 1 ER, 14.0 IP, 2 BB, 13 SO)
- Started and earned the win in the Phillies' NLDS clincher on 10/12 vs ATL (5.0 IP, 1 ER)

2022

- Among all ML pitchers, was T-6th in bWAR (5.6) & SHO (1) and T-9th in CG (1)
- Set career marks in wins (10), innings (155.1), SO (129) and starts (29) in his first full season as a starter; his 29 starts were most by a Phillies LHP since 2014 (Cole Hamels, 30)
- Was the 2022 Fielding Bible Award winner at pitcher

- His 9 defensive runs saved were more than any pitcher in MLB by 3 and the most by a Phillie since 2002, the year to which the stat can be tracked
- Did not make an error in a career-high 44 chances over 155.1 IP and did not allow a stolen base
- Had a career-long 21.0-inning scoreless streak end in the 1st inning of his season debut on 4/11 vs NYM (streak started 9/20/21 vs BAL)
- His first start also ended a streak of 8 straight starts with at least 5.0 IP and 2 or fewer runs, T-2nd-longest by a Phillie since 1893
- Did not allow more than one hit to LHH in 13 consecutive starts, 9/4/21-5/14/22, the longest such streak by a Phillie since Dennis Bennett, 5/21-8/5/62 (14)
- Had a streak of 21 starts allowing 3 earned runs or fewer, 9/30/18-5/25/22, the longest by a Phillie since Cole Hamels in 2014 (22)
- Had faced 215 consecutive LHH without allowing a HR prior to surrendering one to Eric Hosmer on 6/23 at SD
- Was on the 15-day IL, 6/30-7/15, with a low back spasm
- Posted a 3.05 ERA (89 ER, 262.2 IP) over his first 100 career appearances (32 starts), 5th-lowest by a Phillie through 100 career appearances (min. 1 start) since 1912
- Had 3 straight starts of at least 5.0 IP and no earned runs, 7/16-30; ultimately had a 21.0-inning streak with no earned runs allowed end on 8/6 vs WSH
- Posted a 1.02 ERA (4 ER, 35.1 IP) and 0.91 WHIP (8 BB, 24 H), 1 HR in 7 starts, 7/16-8/17
- Became the first Phillie to allow 4 or fewer earned runs over a 6-start span since Cliff Lee in Aug.-Sept. 2011
- Had a 17.0-inning scoreless streak, 8/12-23
- Did not allow a home run in 5 straight starts, 8/12-9/4, the 2nd-longest such streak of his career
- Posted a 2.23 ERA (16 ER, 64.2 IP), 6/7-9/29
- Was the first Phillie to allow 3 earned runs or fewer in 11 straight road starts since 2014, when Cole Hamels went the entire season doing so (16 starts)
- Had a 2.95 ERA (25 ER, 76.1 IP) over his final 14 starts after returning from the IL
- Held the 129 LHH he faced to a .197/.234/.303 slash line with just 2 home runs, 5 walks and 24 strikeouts
- Was 2-0, SV, 1.23 ERA (2 ER, 14.2 IP) in 5 postseason games (3 starts); included a 0.79 ERA (1 ER, 11.1 IP) in the NLCS and WS
- Became the only Phillie ever with a win in a start and a save in relief in the same postseason, doing so all in one series (NLCS)
- His save came in Game 5 of the NLCS at CBP, which clinched the Phillies' eighth NL pennant
- Pitched 5.0 shutout innings and allowed 3 hits in Game 3 of the WS, becoming the first Phillie ever to deliver at least 5.0 scoreless IP in a WS game
- Was the first international signee to make a postseason start for the Phillies

2021

- Among all ML pitchers, was T-6th in bWAR (5.6) & SHO (1) and T-9th in CG (1)
- Among ML relievers, was 3rd in WHIP (0.87), OPP SLG (.293) & OPP OPS (.483), 4th in OPP AVG (.152), 6th in base runners/9.0 IP (8.48) and 10th in OPP OBP (.244)
- With a 1.36 ERA (16 ER, 106.0 IP) in 12 starts and 27 relief appearances, became the only pitcher in ML history with at least 10 starts, 25 relief appearances and an ERA under 1.50
- Became the first pitcher since earned runs became an official stat in 1912 to throw 5.0 innings or fewer one year and at least 100.0 IP the next with a sub-1.50 ERA
- Was the first pitcher to pitch at least 100.0 innings, make at least one start and have a sub-1.50 ERA since Bob Gibson in 1968 (1.12 ERA in 32 starts) and the second Phillie ever to do so since ER became official, joining Grover Cleveland Alexander in 1915 (1.22 ERA in 49 games, 42 starts)
- Had the lowest ERA in MLB among pitchers with at least 95.0 IP by more than a full run (next: Carlos Rodon, 2.37)
- Had the club's longest scoreless streak as both a starter (21.0 IP, 9/20-end of season) and reliever (15.1 IP, 6/4-16), becoming the only pitcher since at least 1960 to have the longest scoreless streak for his team as a starter and reliever
- Was the first pitcher in Phillies history with a 20.0-inning scoreless streak as a reliever and 15.0-inning scoreless streak as a starter
- Was a finalist for the NL Comeback Player of the Year Award
- Held the 111 LHH he faced to a .109/.182/.129 slash line, recording the lowest OPP AVG, OPP SLG and OPP OPS (.311) among all pitchers to face at least 75 LHH
- Since 1974, had the lowest OPP SLG of any pitcher to face at least 110 LHH in a season, and 2nd-lowest OPP OPS, behind Clayton Kershaw's mark of .309 in 2016
- Began season at the alternate training site in Lehigh Valley and was recalled on 5/6
- Began the season with 11 straight relief appearances with no earned runs (20.1 IP), becoming the first Phillie in the expansion era (since 1961) with a 0.00 ERA through his first 20.1 IP of a season
- Of his first 100 batters faced, only 20 reached base
- Earned his first career save on 7/3 vs SD
- Had a 0.77 ERA (3 ER, 35.0 IP) before the All-Star break, the lowest first-half ERA by a Phillie (min. 35.0 IP) since the first All-Star Game in 1933
- On 7/11 at BOS, became the first Phillie to record a 7-or-more-outs save in a game decided by one run since Don Carman, 6/19/85 vs STL
- Pitched at least 2.0 innings in 9 of his 27 relief appearances and had a 0.00 ERA in those games (22.1 IP)
- Finished 13 games as a reliever, recording 4 saves and posting a 0.00 ERA (15.2 IP)
- Faced 63 straight LHH from 6/1-8/24 without allowing an extra-base hit
- Transitioned to a starting role to begin August, after posting a 1.12 ERA (5 ER, 40.1 IP) as a reliever
- Went 45.0 IP without allowing a home run, 7/21-9/15, spanning his first 8 starts, 4.0 IP of his ninth and 4 relief appearances
- On 9/25 vs PIT, threw the first complete game and shutout of his career, surpassing his career high in innings by 2.1, and doing so in just 97 pitches
- His 97 pitches in his shutout were the fewest by a Phillie in a 9.0-inning shutout since Kyle Kendrick on 5/26/12 at STL (94 pitches)


- Faced the minimum 20 batters through 6.2 innings on 9/25, before allowing a 2-out infield hit in the seventh, and faced just one over the minimum over his 9.0 IP
- Was the first Phillie to throw a shutout with 28 or fewer batters faced since Roy Halladay, who did so twice in 2010 (perfect game on 5/29 at MIA and 9/27 at WSH)
- Overall as a starter, had a 1.51 ERA (1 ER, 65.2 IP) and surrendered 8 extra-base hits (6 2B, 3B, HR) to 260 batters faced, holding them to a .218/.282/.265 slash line
- Allowed 1 home run in 65.2 IP in his 12 starts (0.14 HR/9.0 IP)
- From his first start on 8/2 through the end of the season, had the 2nd-lowest ERA among qualifying pitchers, trailing only Max Fried (1.46)

2020

- Began season on the COVID-related IL and was reinstated on 8/31
- Optioned to the alternate training site at Lehigh Valley on 9/14 and spent most of the remainder of the season there, joining the Phillies for the doubleheader on 9/22 and for the final 3 days of the season

2019

- Began season with Lehigh Valley
- Was on the 7-day minor league IL from 5/1-24 with a right abdominal strain
- Had 2 stints with the Phillies in June (6/7-16, 6/19) and on 6/20 was recalled for the remainder of the season
- Had a 0.68 ERA (1 ER, 13.1 IP) over a 10-appearance stretch, 6/23-7/24
- Had 3 wins in 3 appearances, 7/16-21, becoming the first Phillies reliever to do so since 2011 (Michael Stutes)
- Tossed 10.1 consecutive scoreless innings over 13 appearances, 8/26-9/20
- Posted a 0.60 ERA (1 ER, 15.0 IP) over his final 15 appearances and a 1.66 ERA (4 ER, 21.2 IP) over his final 19
- Combined, 2-3-4 hitters were just 13-for-64 (.203), 1 HR, 18 SO against him
- Held LHH to a .213 AVG (13-61)



2018

- Began season with Reading
- Was named Eastern League Pitcher of the Week for the weeks ending 4/22 and 6/24
- Selected as Phillies Minor League Pitcher of the Week 3 times: 4/16-22, 6/4-10 and 6/18-24
- Was on the 7-day IL from 5/10-27 with a right hamstring strain
- Promoted to Lehigh Valley on 6/26 after going 4-3 with a 2.76 ERA (15 ER, 49.1 IP) in 12 starts
- Did not allow a home run in his final 66.2 innings in the minors before being recalled for his ML debut in July
- Recalled by the Phillies on 7/26 and made his ML debut that night in a start at CIN, earning his first ML win
- Became the first LHP to start for Philadelphia in a franchise-record 267 games (last: Adam Morgan, 9/28/16 at ATL)
- Had 3 stints with the Phillies: 7/26, 8/16 and 9/11-end of season

2017

- Began the season with Lakewood (A)
- Selected as a South Atlantic League midseason All-Star
- Named Phillies Minor League Pitcher of the Month for April (0.87 ERA, 2 ER, 22.1 IP)
- Earned Phillies Minor League Pitcher of the Week honors 3 times, 4/24-30, 6/5-11 and 6/26-7/2, and was named SAL Pitcher of the Week, 6/26-7/2
- Was T-2nd in the SAL in SHO (1)
- 7 of his 14 starts with Lakewood were scoreless
- Had a 23.1-inning scoreless streak, 4/8-5/4
- Posted a 1.20 ERA (6 ER, 45.0 IP) in 7 home starts
- Promoted to Clearwater (A) on 7/4
- Named both Phillies Minor League Pitcher of the Week and Florida State League Pitcher of the Week, 7/31-8/6
- Did not allow a HR over 50.1 consecutive innings, between 5/30 with Lakewood and 7/24 with Clearwater
- Recorded a season-best 10 SO three times: 4/20 and 5/24 with Lakewood and 7/18 with Clearwater

2016

- Spent the entire season with Williamsport (A)
- Named a New York-Penn League All-Star
- Led NYPL in CG (2), T-1st in SHO (1), T-4th in wins (6), was 7th in innings (73.2) and 9th in WHIP (1.15)
- Threw a no-hitter (7.0 IP) in game 1 of a doubleheader, 7/26 vs Auburn; issued a walk to first batter of game, induced a double play, then retired final 19 batters he faced
- Allowed 2 ER or fewer in 10 of 13 starts
- Named Phillies Minor League Pitcher of the Week and NYPL Pitcher of the Week, 7/25-31

2015

- Pitched for the Gulf Coast League Phillies (R)
- Named Phillies Minor League Pitcher of the Month for July (2-0, 0.79 ERA)
- Named Phillies Minor League Pitcher of the Week, 7/20-26
- Began the season with a 17.0-inning scoreless streak, 6/22-7/9
- Only appeared in 6 games due to a left elbow strain
- Participated in Florida Instructional League

2014

- Spent his third consecutive season with the Venezuelan Summer League Phillies (R)
- Led the VSL in innings (80.2) & SO (78), was T-1st in starts (14), 4th in ERA (1.56) and T-5th in wins (5)
- Had 78 strikeouts to just one walk
- Participated in FIL

2012-13

- Spent his first two pro seasons with the VSL Phillies

PERSONAL

Ranger José Suárez... Has one daughter, Sofia, and one son, Dominick... **Hobbies:** Playing soccer and video games...

Signed by: Jesús Méndez

RANGER SUÁREZ'S CAREER STATISTICS

YEAR	CLUB	W-L	ERA	G	GS	CG	SHO	SV	IP	H	R	ER	HR	HB	BB	SO	WP	BK	AVG
2012	VSL Phillies	0-0	0.00	3	0	0	0	2	5.0	2	0	0	0	0	3	4	0	0	.125
2013	VSL Phillies	0-0	3.18	8	1	0	0	1	17.0	18	8	6	2	0	0	13	2	0	.257
2014	VSL Phillies	5-4	1.56	14	#14	0	0	0	*80.2	67	25	14	2	1	1	*78	3	1	.218
2015	GCL Phillies	3-0	0.65	6	4	0	0	0	27.2	15	2	2	0	0	4	20	0	0	.158
2016	Williamsport	6-4	2.81	13	13	*2	#1	0	73.2	61	26	23	4	5	24	53	3	1	.223
2017	Lakewood	6-2	1.59	14	14	1	1	0	85.0	52	17	15	4	0	24	90	3	0	.177
	Clearwater	2-4	3.82	8	8	0	0	0	37.2	43	18	16	1	1	11	38	1	1	.293
2018	Reading	4-3	2.76	12	12	1	0	0	75.0	64	23	23	2	2	20	54	2	1	.235
	Lehigh Valley	2-0	2.74	9	9	0	0	0	49.1	48	17	15	2	2	15	31	0	2	.257
	PHILLIES	1-1	5.40	4	3	0	0	0	15.0	21	14	9	3	0	6	11	0	1	.339
2019	Lehigh Valley	2-2	5.68	7	7	0	0	0	38.0	41	26	24	8	4	10	32	0	0	.281
	PHILLIES	6-1	3.14	37	0	0	0	0	48.2	52	18	17	6	1	12	42	1	1	.278
2020	PHILLIES	0-1	20.25	3	0	0	0	0	4.0	10	9	9	1	1	4	1	0	0	.476
2021	PHILLIES	8-5	1.36	39	12	1	1	4	106.0	73	20	16	4	5	33	107	1	0	.194
2022	PHILLIES	10-7	3.65	29	29	0	0	0	155.1	149	74	63	15	2	58	129	4	2	.249
2023	Reading+	0-0	0.00	1	1	0	0	0	2.0	1	0	0	0	0	1	1	0	0	.167
	Lehigh Valley+	1-0	1.29	2	2	0	0	0	7.0	4	1	1	0	0	1	4	0	0	.167
	PHILLIES	4-6	4.18	22	22	0	0	0	125.0	129	59	58	13	2	48	119	4	0	.267
Minors Totals		31-19	2.51	97	85	4	2	3	498.0	416	163	139	25	15	114	418	14	6	.226
ML	Totals	29-21	3.41	134	66	1	1	4	454.0	434	194	172	42	11	161	409	10	4	.251

* League leader

Tied for league lead

+ Rehab assignment

SUÁREZ'S WILD CARD SERIES STATISTICS

YEAR	CLUB, OPP	W-L	ERA	G	GS	CG	SHO	SV	IP	H	R	ER	HR	HB	BB	SO	WP	BK	AVG
2022	PHI, STL	Did not pitch																	
2023	PHI, MIA	Did not pitch																	

SUÁREZ'S DIVISION SERIES STATISTICS

YEAR	CLUB, OPP	W-L	ERA	G	GS	CG	SHO	SV	IP	H	R	ER	HR	HB	BB	SO	WP	BK	AVG
2022	PHI, ATL	0-0	2.70	1	1	0	0	0	3.1	3	1	1	1	0	5	5	0	0	.250
2023	PHI, ATL	1-0	1.04	2	2	0	0	0	8.2	4	1	1	1	0	1	6	0	0	.133
DS	Totals	1-0	1.50	3	3	0	0	0	12.0	7	2	2	2	0	6	11	0	0	.167

SUÁREZ'S LEAGUE CHAMPIONSHIP SERIES STATISTICS

YEAR	CLUB, OPP	W-L	ERA	G	GS	CG	SHO	SV	IP	H	R	ER	HR	HB	BB	SO	WP	BK	AVG
2022	PHI, SD	1-0	1.59	2	1	0	0	1	5.2	2	2	1	0	1	0	3	0	0	.095
2023	PHI, ARI	0-1	2.70	2	2	0	0	0	10.0	9	3	3	0	0	1	13	0	0	.237
LCS	Totals	1-1	2.30	4	3	0	0	1	15.2	11	5	4	0	1	1	16	0	0	.186

SUÁREZ'S WORLD SERIES STATISTICS

YEAR	CLUB, OPP	W-L	ERA	G	GS	CG	SHO	SV	IP	H	R	ER	HR	HB	BB	SO	WP	BK	AVG
2022	PHI, HOU	1-0	0.00	2	1	0	0	0	5.2	4	0	0	0	0	1	5	0	0	.190

SUÁREZ'S CAREER TRANSACTIONS

- Signed by Philadelphia as an amateur free agent, April 1, 2012
- On COVID-related injured list, June 30-August 30, 2020
- On injured list with a low back spasm, June 30-July 15, 2022
- On injured list with a left elbow strain, March 27-May 12, 2023; included rehab assignments to Reading, April 27-May 1, and Lehigh Valley, May 2-12
- On injured list with a right hamstring strain, August 16-31, 2023

SUÁREZ'S CAREER FIELDING

POSITION	PCT	G	PO	A	E	TC	DP
Pitcher	.984	134	35	89	2	126	5

SUÁREZ'S GAME HIGHS

LOW-HIT CG: 4 – 9/25/21 vs PIT... **SHUTOUTS:** 1 – 9/25/21 vs PIT... **STRIKEOUTS:** 10 – 9/10/23 vs MIA... **WALKS:** 4 – 6 times, last: 9/16/23 at STL... **LONGEST OUTING:** 9.0 inn. – 9/25/21 vs PIT... **WINNING STREAK:** 4 games – 9/25/21-4/27/22... **LOSING STREAK:** 4 games – 2 times, last: 7/2-8/13/23... **SCORELESS STREAK:** 21.0 inn. – 9/20-10/1/21

MOST bWAR AMONG MLB LHP (since 2021)

1.	Max Fried	12.7
2.	RANGER SUÁREZ	10.5
3.	Clayton Kershaw	9.9
4.	Carlos Rodon	9.7
5.	Blake Snell	9.5

MOST DEFENSIVE RUNS SAVED BY PITCHERS (since 2021)

1.	Tajuan Walker	18
2.	RANGER SUÁREZ	17
3.	Zack Greinke	14
4.	Jesus Luzardo	14
5.	Dallas Keuchel	13



SPENCER TURNBULL

Right-Handed Pitcher

22

B-T: R-R

HT: 6-3; **WT:** 215


OPENING DAY AGE: 31


BORN: September 18, 1992, Demopolis, AL

RESIDES: Dallas, TX

ML SERVICE: 5 years, 20 days

HOW OBTAINED: Signed by Phillies as a free agent, 2/14/24

 @spencerturnbull

 @spencerturnbull

2023

- Limited to 7 starts with DET
- Struck out 24 batters across 31.0 innings
- Placed on the IL with neck discomfort on 5/12 (retro to 5/7) and missed the remainder of the season
- Combined for 8 rehab starts with West Michigan (A) and Toledo (AAA)

2022

- Missed entire season recovering from Tommy John surgery

2021

- Threw the eighth no-hitter in DET franchise history on 5/18 at SEA (2 BB, 9 SO), marking the first complete game of his career
- Named American League Co-Player of the Week, 5/23
- Allowed 2 ER or fewer in each of his final 6 starts from 5/5-6/4 (3-0, 2.12 ERA, 34.0 IP, 32 SO)
- Missed the remainder of the season after being placed on the IL with a right forearm strain on 6/5

2020

- His 11 starts ranked 2nd among DET pitchers
- Earned a career-high 4 wins
- Allowed just 2 HR, tied for the fewest by a ML pitcher with at least 55.0 IP
- Held opponents to a .198 AVG and posted a 25.3% strikeout rate with his fastball, marks that ranked 7th and 10th, respectively, among AL pitchers with at least 55.0 IP

2019

- Made 30 starts for DET in his first full season in the majors
- Among AL rookies, ranked 2nd in SO (146) & games started, 4th in ERA (4.61) & IP (148.1), 5th in OPP AVG (.267) & WHIP (1.44) and 7th in wins (3)
- Recorded the first double-digit strikeout performance of his career during DET's home opener on 4/4 vs KC (10 SO)
- Had 2 stints on the IL with right shoulder inflammation from 6/28-7/11 and an upper back strain from 7/18-8/4
- Was on the bereavement list, 5/28-30

2018

- Combined for 21 starts between Erie (AA) and Toledo in DET's organization
- Named Eastern League Pitcher of the Week twice, 5/7-13 and 6/4-10
- Spent time on the IL from 6/21-7/21 with a right rotator cuff strain

- Struck out 11 in his triple-A debut on 8/27
- Made his ML debut with DET on 9/14 at CLE, throwing a perfect inning of relief, including his first ML strikeout (Yan Gomes)
- Made his first ML start on 9/19 vs MIN (4.0 IP)
- Ranked as the No. 21 prospect in DET's player development system by *Baseball America* following the season and was rated by the publication as possessing the best slider in the DET organization

2017

- In DET's system, made 21 starts between GCL Tigers West (R), Lakeland (A) and Erie
- Allowed 3 ER or fewer in 8 straight starts with Lakeland from 5/16-8/11, going 5-1 with a 1.50 ERA (8 ER, 48.0 IP) and 41 strikeouts during the stretch
- Sideline from 5/23-7/9 with right elbow tendinitis
- Went 2-2 with a 3.74 ERA (9 ER, 21.2 IP) and 19 strikeouts in 6 starts for Mesa in the Arizona Fall League
- Ranked as the No. 12 prospect in the DET organization by *Baseball America* following the season

2016

- Limited to 12 starts between GCL Tigers East (R), GCL Tigers West and Lakeland due to an IL stint from 4/7-8/4 with a right shoulder strain
- Went 1-3 with a 3.60 ERA (8 ER, 20.0 IP) and 20 strikeouts in 6 starts for Salt River in the Arizona Fall League
- Ranked as the No. 12 prospect in the DET organization by *Baseball America* following the season

2015

- Named a Midwest League midseason All-Star and MiLB.com Organization All-Star for DET
- His career-high 11 wins with West Michigan ranked T-7th in the Midwest League
- Began the season with 12 straight starts allowing 3 ER or fewer from 4/11-6/28
- Struck out 12 batters across 6.1 scoreless innings on 9/1
- Ranked as the No. 9 prospect in the DET organization and the No. 17 prospect in the Midwest League by *Baseball America* following the season

2014

- Started 12 games for the GCL Tigers (R) and Connecticut (A) in his first pro season
- Ranked as the No. 18 prospect in the DET organization by *Baseball America* following the season

PERSONAL

Spencer Ketcham Turnbull... Married, wife's name is Ashley; has a son, Ryser... Attended University of Alabama... 2011 graduate of Madison Central High School (MS)... At Alabama, named SEC Freshman of the Week, 4/30/12... As a senior in high school, named a preseason Southeast Region Second Team All-American and a Honorable Mention All-American by Perfect Game in 2011... Helped Madison Central win the 2009 state championship... **Hobby:** Golf... **Signed by:** Bryson Barber

SPENCER TURNBULL'S CAREER STATISTICS

YEAR	CLUB	W-L	ERA	G	GS	CG	SHO	SV	IP	H	R	ER	HR	HB	BB	SO	WP	BK	AVG	
2014	GCL Tigers	0-0	3.00	1	1	0	0	0	3.0	2	1	1	1	0	1	4	0	0	.200	
	Connecticut	0-2	4.45	11	11	0	0	0	28.1	31	16	14	1	1	14	19	4	1	.270	
2015	West Michigan	11-3	3.01	22	22	1	0	0	116.2	106	45	39	0	7	52	106	9	2	.242	
2016	FCL Tigers East	0-0	7.36	2	2	0	0	0	3.2	4	3	3	2	0	1	5	1	0	.267	
	GCL Tigers West	0-1	3.38	4	4	0	0	0	10.2	3	4	4	0	0	5	7	0	0	.091	
2017	Lakeland	1-1	3.00	6	6	0	0	0	30.0	24	12	10	1	1	10	27	6	0	.216	
	Lakeland	7-3	3.05	15	15	0	0	0	82.2	68	30	28	3	6	25	64	3	1	.230	
	Erie	0-3	6.20	4	4	0	0	0	20.1	22	16	14	1	3	8	22	0	0	.272	
2018	GCL Tigers West	0-0	4.00	2	2	0	0	0	9.0	8	5	4	0	0	2	16	3	0	.242	
2018	Erie	4-7	4.47	19	19	1	#1	0	98.2	92	50	49	4	7	40	105	10	1	.248	
	GCL Tigers West	0-0	0.00	1	1	0	0	0	2.2	1	0	0	0	0	3	3	0	0	.111	
	Lakeland	0-0	0.00	1	1	0	0	0	4.2	2	0	0	0	0	0	6	0	0	.125	
	Toledo	1-1	2.03	2	2	0	0	0	13.1	8	3	3	0	1	3	19	0	0	.178	
	DETROIT	0-2	6.06	4	3	0	0	0	16.1	17	11	11	1	0	4	15	1	1	.262	
2019	DETROIT	3- ^{#17}	4.61	30	30	0	0	0	148.1	154	86	76	14	*16	59	146	9	0	.267	
	Toledo+	0-0	0.00	1	1	0	0	0	3.2	1	0	0	0	1	0	7	0	0	.083	
2020	DETROIT	4-4	3.97	11	11	0	0	0	56.2	47	25	25	2	2	29	51	0	0	.226	
2021	DETROIT	4-2	2.88	9	9	1	1	0	50.0	37	18	16	2	5	12	44	0	0	.203	
2022	Injured – Did not pitch																			
2023	DETROIT	1-4	7.26	7	7	0	0	0	31.0	37	26	25	5	3	15	24	2	0	.291	
	West Michigan+	0-0	3.60	2	2	0	0	0	5.0	4	2	2	1	0	0	5	0	0	.211	
	Toledo+	0-1	6.86	6	6	0	0	0	21.0	30	16	16	2	2	11	25	0	0	.337	
Minors Totals		24-22	3.71	99	99	2	1	0	453.1	406	203	187	16	29	175	440	36	6	.240	
ML	Totals	12-29	4.55	61	60	1	1	0	302.1	292	166	153	24	26	119	280	12	1	.252	

* League leader

Tied for league lead

+ Rehab assignment

TURNBULL'S CAREER TRANSACTIONS

- Selected by Detroit Tigers in 2nd round of 2014 MLB Draft
- On injured list with right shoulder inflammation, June 28-July 11, 2019
- On injured list with an upper back strain, July 18-August 4, 2019; included rehab assignment to Toledo, July 30-August 4
- On COVID-related injured list, March 19-April 20, 2021
- On injured list with a right forearm strain, June 5, 2021 through the remainder of the season
- On injured list with right elbow ulnar collateral ligament injury, April 6, 2022 through the remainder of the season
- On injured list with neck discomfort, May 7, 2023 through the remainder of the season; included rehab assignments to West Michigan, July 25-August 3, and Toledo, August 4-22
- Signed by Philadelphia as a free agent, February 14, 2024

TURNBULL'S CAREER FIELDING

POSITION	PCT	G	PO	A	E	TC	DP
Pitcher	.964	61	24	30	2	56	5

TURNBULL'S GAME HIGHS

LOW-HIT CG: 0 – 5/18/21 at SEA... **SHUTOUTS:** 1 – 5/18/21 at SEA... **STRIKEOUTS:** 10 – 4/4/19 vs KC... **WALKS:** 5 – 9/2/20 at MIL... **LONGEST OUTING:** 9.0 inn. – 5/18/21 at SEA... **WINNING STREAK:** 3 games – 5/13-29/21... **LOSING STREAK:** 13 games – 6/5-9/29/19... **SCORELESS STREAK:** 12.1 inn. – 5/13-24/21



TREA TURNER

Shortstop

B-T: R-R

HT: 6-2; **WT:** 185

OPENING DAY AGE: 30

BORN: June 30, 1993, Boynton Beach, FL

RESIDES: Boynton Beach, FL

ML SERVICE: 7 years, 135 days

HOW OBTAINED: Signed by Phillies as a free agent, 12/8/22

CONTRACT STATUS: Signed an 11-year contract on 12/8/22, taking him through 2033

2023

- Ranked 7th in the NL in multi-hit games (49), T-8th in hits (170), 9th in steals (30) and 10th in runs (102)
- Per Statcast data, his average sprint speed of 30.3 feet per second ranked 5th out of 582 qualified players for the second straight season
- Named a Silver Slugger Award finalist
- Became the first player in MLB history to steal 30 bases in a single season without being caught and has stolen 35 straight bases in the regular season dating to 9/6/22
- Had 25 HR/25 SB for the second time in his career (2021) and was the sixth Phillie (9th time) in history with a 25-25 season (last: Jimmy Rollins, 2007)
- Slashed .337/.389/.668 from 8/4 through the end of the regular season with a 1.057 OPS that was 4th-highest in MLB in that span; began the season slashing .235/.290/.368 (.658 OPS)
- Was the 4th-fastest active player to reach 600 career runs (868 G) behind Mookie Betts (778 G), Mike Trout (808 G) and George Springer (838 G)
- Per Elias, was the first Phillie in the modern era (since 1900) with a triple in each of his team's first 2 games of a season; the last major leaguer to accomplish the feat was Yasiel Puig (LAD) in 2016
- Became the first Phillie to hit safely in his first 7 career games (3/30-4/7) with the club since Grady Sizemore from 7/11-21/14, per Elias
- Hit safely in 7 straight games to start a season for the second time in his career (.375, 12-32)
- Tripled in consecutive games, 3/31-4/1, for the second time in his career; had 5 triples in a season for the first time since doing so each year from 2016-19
- Registered his first multi-HR game as a Phillie on 6/5 vs DET, his first of 3 on the year (also, 8/19 at WSH and 8/28 vs LAA)
- On 7/23 at CLE, became the first Phillie since Jean Segura in 2019 to collect 100 hits in his first 98 games with the club
- Collected 26 RBI in August, the most by a Phillie in the month since Ryan Howard drove in 33 runs in August 2009
- Hit in 20 straight games at CBP (.425, 34-80) from 8/4-9/8, the longest single-season home hitting streak by a Phillie since Scott Rolen in 1997 (20 G)
- Slashed .381/.424/.813 (1.237 OPS) across 34 games from 8/4-9/12, including a season-high 16-game hitting streak from 8/19-9/8 after going 3-for-36 across his previous 9 games
- Reached base safely in 23 straight games from 8/16-9/12

TURNER PHAST PHACTS

- 2019 World Series champion
 - 2-time NL All-Star (2021-22)
 - 2022 All-MLB First Team
 - 2022 Silver Slugger Award winner
 - 2021 NL batting title
 - 2021 All-MLB Second Team
- On 8/19 at WSH, became the third player in Phillies history to homer twice in an inning (Von Hayes on 6/11/1985 vs NYM & Andy Seminick on 6/2/1949 vs CIN) and the first player in MLB history to do it off the same reliever, while he is just the third player in the expansion era (since 1961) to hit multiple HR in the same inning against a former team (Alex Rodriguez, 2007 and Mike Cameron, 2002); was his second game of the season with multiple hits in an inning after notching two hits in the opening frame on 4/16 at CIN
 - Was named NL Player of the Week, 8/28-9/3, his second career weekly honor (also, 9/27-10/3/21 with LAD) and was the first Phillies infielder to win a weekly award since Ryan Howard on 7/19/10
 - Had an RBI in a career-high 10 straight games from 8/26-9/8, the fourth Phillie in the modern era with such a streak (5x) and the first since Bobby Abreu (10 G, 5/8-18/05)
 - Collected his 500th career RBI with a 110.5 mph HR on 9/4 at SD, the 2nd-hardest-hit HR of his career
 - Became the fifth player since 1920 (when RBI became official) with a HR and 3+ RBI in 4 straight games (8/28-9/1), joining Ken Williams (1922), HOF Lou Gehrig (1931 & 1932), HOF Bill Dickey (1937) and Chris Davis (2013); was the first Phillie in the modern era (since 1900) to accomplish the feat
 - Homered in a club-record-tying 5 straight games from 8/28-9/2
 - On the paternity list, 9/5-7
 - Clubbed his 150th career HR on 9/12 vs ATL and became the second Phillie in team history (Mike Schmidt, 1976) with 10 HR in an 11-game span
 - Played his 1,000th ML game on 9/23 vs NYM
 - Began the 2023 postseason with a 10-game hit streak, tied with Lenny Dykstra (1993) for the longest streak to begin a postseason in Phillies history; hit safely in 14 straight postseason games from 10/11/22-10/20/23, tied for the 9th-longest such streak in MLB history
 - Became the fourth player in MLB history to steal 40 straight bases without being caught (regular/postseason combined) and the first since Jimmy Rollins from 2007-08

- Became the first player in Phillies history with 4 hits in a postseason game in NLDS Game 4, 10/12 vs ATL
- Clubbed 3 HR and tallied 5 RBI across 13 postseason games
- In NLWCS Game 1, 10/3 vs MIA, became the fourth Phillie in team history to steal multiple bases in a game
- In NLDS Game 1, 10/7 vs ATL, became the only player in Phillies history to steal multiple bases twice in a single postseason; Rickey Henderson (1999 NYM) was the last player with 2 multi-steal games in his team's first 3 games of a postseason
- Prior to the season, won a silver medal with Team USA in the World Baseball Classic and was named to the 2023 All-WBC Team
- His 5 HR in the WBC tied a record set by Korea's Seung Youp Lee in 2006
- Hit a game-winning grand slam in the 8th inning on 3/18 vs Venezuela

2022

- Spent the season with LAD
- Selected as an NL All-Star for the second time in his career (started at SS; 1-2)
- Named All-MLB First Team
- Won his first career Silver Slugger Award
- Finished 11th in NL MVP voting
- Among all NL players, ranked 2nd in hits (194)
- Set career highs in doubles (39), RBI (100), GW RBI (15) and SF (6)
- Had an ML-best 26-game hitting streak, 5/9-6/3 (.350 AVG)
- Had another 20-game hitting streak, 7/9-8/2 (.341 AVG); was the only player in MLB with multiple 20-game hitting streaks
- Set an LAD franchise record hitting safely in 132 of 160 games, surpassing Tommy Davis' previous record of 129 in 1962
- Hit .298 in 183 PA against LHP and .298 in 525 PA against RHP

2021

- Led the majors in AVG (.328) and hits (195) while ranking 1st in the NL in stolen bases (32) and total bases (319)
- Began the year with WSH before being traded to LAD on 7/30
- Combined to slash .328/.375/.536 with a .911 OPS in 646 plate appearances between both clubs
- Selected as an NL All-Star for the first time in his career
- Posted a career-best 6.8 fWAR (FanGraphs), which ranked 3rd among all ML position players
- Led the NL and was tied for the league lead with a 30.7 feet per second sprint speed
- Named NL Player of the Week, 9/27-10/3, after slashing .458/.480/.917 with 3 HR and 9 RBI in 6 games
- Had a 19-game hitting streak, 9/12-10/3 (.403 AVG)
- Started all 12 postseason games for LAD

2020

- Led MLB in hits (78) and tied for the NL lead in triples (4)
- Among all NL players, finished T-2nd in stolen bases (12), 4th in AVG (.335), 5th in runs (46), 6th in OPS (.982) & SLG (.588) and 10th in OBP (.394)
- Finished 7th in NL MVP voting
- Was one of 6 players in MLB with 10 home runs and 10 stolen bases
- Had a 16-game hitting streak, 8/14-31, during which he slashed .507/.548/.851 with a 1.399 OPS

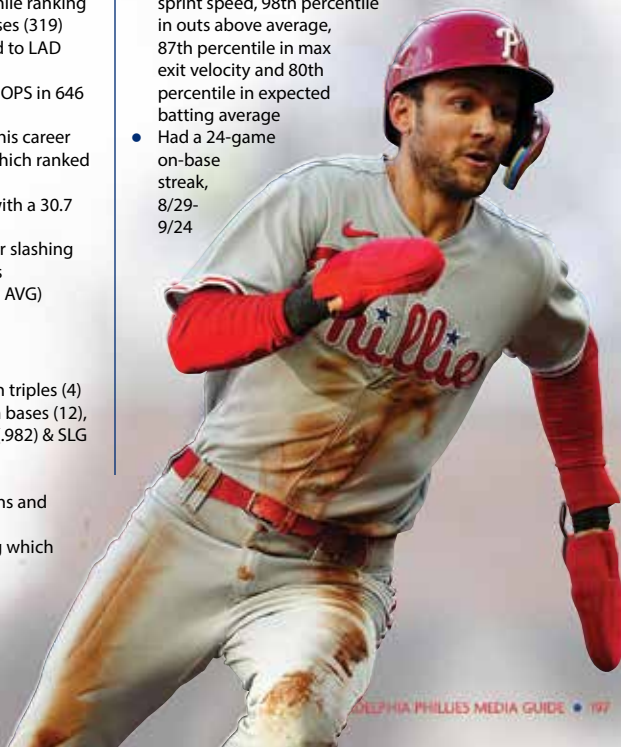
- Hit his first career inside-the-park home run, 9/3 at PHI (Zach Eflin)

2019

- Per Statcast data, his average sprint speed of 30.4 feet per second ranked 2nd out of 564 qualified players
- Among all NL players, finished 2nd in stolen bases (35), T-8th in doubles (37) and 10th in AVG (.298)
- On 3/31 vs NYM, hit his second career walk-off home run (Justin Wilson); also hit a 3-run HR in the 3rd inning off Zack Wheeler
- On 4/2 vs PHI, suffered a broken right index finger on a bunt attempt and was placed on the IL on 4/3
- Appeared in 2 rehab games with Potomac (A) before being activated on 5/17
- Notched his second career cycle on 7/23 vs COL and became only the 26th player in MLB history with multiple cycles
- Finished the season with a 12-game hitting streak (9/17-29), which included 11 extra-base hits (6 2B, 5 HR, .741 SLG)
- On 9/24 vs PHI (gm 2), hit a go-ahead grand slam in WSH's Wild Card-clinching game (Jared Hughes)
- Hit his first career postseason home run in the NLWC game vs MIL (Brandon Woodruff)
- Reached base safely in 15 of 17 postseason games and won his first World Series championship

2018

- Set career highs in games (162), at-bats (664) and walks (69)
- Became only the second WSH player to play in 162 games (other: Ryan Zimmerman)
- Among all NL players, ranked 1st in stolen bases (43), T-6th in runs (103) and 7th in hits (180)
- In 82 WSH wins, slashed .317/.387/.501 and in 80 WSH losses, slashed .219/.296/.318
- Started 158 games at SS and set career bests in defensive runs saved (8) and outs above average (13)
- Per Statcast data, ranked in the 99th percentile in sprint speed, 98th percentile in outs above average, 87th percentile in max exit velocity and 80th percentile in expected batting average
- Had a 24-game on-base streak, 8/29-9/24



MOST HITS IN MLB (2018-23)

1.	Freddie Freeman	1030
2.	TREA TURNER	972
3.	Whit Merrifield	927
4.	Marcus Semien	916
5.	Paul Goldschmidt	899

MOST STOLEN BASES IN MLB (2018-23)

1.	Ronald Acuña Jr.	180
2.	TREA TURNER	179
3.	Whit Merrifield	159
4.	Starling Marte	157
5.	José Ramírez	143

MOST RUNS IN MLB (2018-23)

1.	Mookie Betts	647
2.	Freddie Freeman	626
3.	Marcus Semien	578
4.	TREA TURNER	555
5.	Ronald Acuña Jr.	543

- Hit his first career grand slam (Adam Conley) and went 3-for-5 with 3 runs, 2 home runs and 8 RBI on 7/5 vs MIA; WSH trailed 9-0 before winning, 14-12

2017

- Set a WSH franchise record with 46 stolen bases (46-54, 85.2%)
- Played exclusively at SS (95 G, all starts)
- Per Statcast data, ranked in the 99th percentile in sprint speed
- Among all MLB players, his 46 steals ranked 3rd behind only Dee Gordon (60) and Billy Hamilton (59)
- Hit for the cycle on 4/25 at COL, the third in WSH history; also had 7 RBI
- Became the eighth player to hit for the cycle with 7 or more RBI and the youngest (23 years, 299 days) since Joe DiMaggio in 1937 (22 years, 226 days)
- Had two IL stints: 4/9-20 (right hamstring strain) and 6/30-8/28 (right wrist fracture), which included rehab appearances with Syracuse (AAA) and Potomac
- Following his return from his second IL stint, slashed .297/.371/.525 with an .897 OPS and 11 steals in 30 games from 8/29 through the end of the season
- Started all 5 postseason games for WSH in the NLDS against CHI

2016

- Began the season with Syracuse
- Recalled by WSH on 6/3 before being optioned back to Syracuse on 6/5
- Recalled on 7/8 and spent the rest of the season with WSH
- Went 33-for-39 in stolen base attempts (84.6%)
- His 33 steals were the most by a rookie in WSH history
- Had a hit in 8 straight plate appearances, 8/23-24
- Named NL Rookie of the Month in August and Sept./Oct.
- On 9/9 vs PHI, hit his first career walk-off home run (Frank Herrmann) and collected his first career multi-HR game

- Made his postseason debut in Game 1 of the NLDS vs LAD (0-3)
- Hit .318 (7-22) with 5 runs and 2 SB in 5 games against LAD in the NLDS

2015

- Named the No. 9 prospect in MiLB on *Baseball America's* midseason top 50 list
- Began the season with San Antonio (AA) before being traded to WSH midseason and assigned to Harrisburg (AA)
- Promoted to Syracuse on 6/26
- Combined to slash .322/.370/.458 in 116 combined minor league games between the three teams
- Had his contract selected on 8/21 and made his ML debut that night vs MIL
- Collected his first hit on 9/4 vs ATL and hit his first HR on 9/29 at ATL (Matt Wisler)

2014

- Split his first pro season between Eugene (A) and Fort Wayne (A)
- Named SD's Minor League Defensive Player of the Year after posting a .984 fielding percentage in 50 games at SS between the two levels
- Combined to slash .323/.406/.448 in 69 games (50 at SS, 19 at DH) between both levels
- Following the season, was named the No. 2 prospect in the Midwest League by *Baseball America*

PERSONAL

Trea Vance Turner... Married, wife's name is Kristen; has two sons, Beckham and Tatum... 2011 graduate of Park Vista High School (FL)... Attended North Carolina State University and was named First-Team All-ACC, Second-Team All-American by Perfect Game and Third-Team All-American by *Baseball America* following his junior year... Led Division I with 55 stolen bases as a freshman in 2013 as NC State qualified for the College World Series... **Signed by:** Tyler Stubblefield

MOST fWAR AMONG NL POSITION PLAYERS (2018-23)

1.	Freddie Freeman	32.3
2.	TREA TURNER	28.8
3.	Juan Soto	28.4
4.	Nolan Arenado	27.1
5.	Ronald Acuña Jr.	26.7

MOST BsR (Baserunning Runs - FanGraphs) IN MLB (2018-23)

1.	José Ramírez	40.0
2.	TREA TURNER	36.1
3.	Ronald Acuña Jr.	29.2
4.	Ozzie Albies	25.9
5.	Christian Yelich	25.8

HIGHEST CAREER SB% (min. 250 SB attempts)

1.	Carlos Beltran	86.4%
2.	TREA TURNER	86.1%
3.	Tim Lincecum	84.7%
4.	Jarrod Dyson	84.4%
5.	Eric Davis	84.1%

TREA TURNER'S CAREER STATISTICS

YEAR	CLUB	AVG	G	AB	R	H	2B	3B	HR	RBI	SH	SF	HP	BB	SO	SB	CS	OBP	SLG	OPS	E
2014	Eugene	.228	23	92	14	21	2	0	1	2	0	0	2	11	19	9	1	.324	.283	.606	1
	Fort Wayne	.368	46	187	31	69	14	2	4	22	1	1	3	24	48	14	3	.447	.529	.976	3
2015	San Antonio	.322	58	227	31	73	13	3	5	35	2	1	0	24	48	11	4	.385	.471	.856	6
	Harrisburg	.359	10	39	6	14	4	1	0	4	0	1	0	1	8	4	0	.366	.513	.879	4
	Syracuse	.314	48	188	31	59	7	3	3	15	1	3	0	13	41	14	2	.353	.431	.784	11
	WASHINGTON	.225	27	40	5	9	1	0	1	1	0	0	0	4	12	2	2	.295	.325	.621	2
2016	Syracuse	.302	83	331	61	100	22	8	6	33	1	2	0	37	72	25	2	.370	.471	.842	9
	WASHINGTON	.342	73	307	53	105	14	8	13	40	0	2	1	14	59	33	6	.370	.567	.937	3
2017	WASHINGTON	.284	98	412	75	117	24	6	11	45	0	1	4	30	80	46	8	.338	.451	.789	8
	Syracuse+	.000	3	9	0	0	0	0	0	0	0	0	0	1	4	0	0	.100	.000	.100	0
	Potomac+	.167	4	12	1	2	1	0	0	1	0	1	0	0	3	0	1	.154	.250	.404	0
2018	WASHINGTON	.271	#162	*664	103	180	27	6	19	73	2	0	5	69	132	*43	9	.344	.416	.760	12
2019	WASHINGTON	.298	122	521	96	155	37	5	19	57	0	2	3	43	113	35	5	.353	.457	.850	13
	Potomac+	.125	2	8	1	1	0	0	0	0	0	0	0	1	4	0	0	.222	.125	.347	1
2020	WASHINGTON	.335	59	233	46	*78	15	#4	12	41	0	2	2	22	36	11	2	.385	.565	.982	9
2021	WASHINGTON	.322	96	388	66	125	17	3	18	49	0	2	4	26	77	21	3	.369	.521	.890	11
	LOS ANGELES-NL	.338	52	207	41	70	17	0	10	28	0	2	2	15	33	11	2	.385	.565	.950	5
	WSH/LAD	*.328	148	595	107	195	34	3	28	77	0	4	6	41	110	*32	5	.369	.521	.890	16
2022	LOS ANGELES-NL	.298	160	*652	101	194	39	4	21	100	0	6	3	45	131	27	3	.343	.466	.809	16
2023	PHILLIES	.266	155	639	102	170	35	5	26	76	0	1	6	45	150	30	0	.320	.459	.779	*23
Minors Totals		.310	277	1093	176	339	63	17	19	112	5	9	5	112	247	77	13	.374	.451	.825	25
ML	Totals	.296	1004	4063	688	1203	226	41	150	510	2	18	30	313	823	260	42	.349	.483	.832	102

* League leader
 # Tied for league lead
 + Rehab assignment

2024 PHILLIES

TURNER'S WILD CARD SERIES STATISTICS

YEAR	CLUB, OPP	AVG	G	AB	R	H	2B	3B	HR	RBI	SH	SF	HP	BB	SO	SB	CS	OBP	SLG	OPS	E
2019	WSH, MIL	.250	1	4	1	1	0	0	1	1	0	0	0	0	1	0	0	.250	1.00	1.250	0
2021	LAD, STL	.500	1	4	0	2	0	0	0	0	0	0	0	0	0	0	0	.500	.500	1.000	0
2023	PHI, MIA	.571	2	7	0	4	2	0	0	1	0	0	0	1	1	2	0	.625	.857	1.482	0
WC	Totals	.467	4	15	1	7	2	0	1	2	0	0	0	1	2	2	0	.500	.800	1.300	0

TURNER'S DIVISION SERIES STATISTICS

YEAR	CLUB, OPP	AVG	G	AB	R	H	2B	3B	HR	RBI	SH	SF	HP	BB	SO	SB	CS	OBP	SLG	OPS	E
2016	WSH, LAD	.318	5	22	5	7	0	0	0	1	0	1	0	1	11	2	0	.333	.318	.652	0
2017	WSH, CHI	.143	5	21	1	3	1	0	0	0	0	0	0	2	7	1	0	.217	.190	.408	1
2019	WSH, LAD	.286	5	21	3	6	3	0	0	0	0	0	0	2	3	0	0	.348	.429	.776	0
2021	LAD, SF	.136	5	22	1	3	2	0	0	1	0	0	0	0	5	0	0	.136	.222	.364	0
2022	LAD, SD	.333	4	18	4	6	2	0	2	2	0	0	0	5	1	0	0	.333	.778	1.111	1
2023	PHI, ATL	.471	4	17	5	8	2	0	2	2	0	0	0	1	3	2	0	.500	.941	1.441	3
DS	Totals	.273	28	121	19	33	10	0	4	6	0	1	0	6	34	6	0	.305	.455	.760	5

TURNER'S LEAGUE CHAMPIONSHIP SERIES STATISTICS

YEAR	CLUB, OPP	AVG	G	AB	R	H	2B	3B	HR	RBI	SH	SF	HP	BB	SO	SB	CS	OBP	SLG	OPS	E
2019	WSH, STL	.294	4	17	2	5	0	0	0	2	0	0	0	1	4	0	0	.333	.294	.627	0
2021	LAD, ATL	.240	6	25	2	6	0	0	0	1	0	0	1	1	7	1	0	.296	.240	.536	0
2023	PHI, ARI	.200	7	25	4	5	1	0	1	2	0	1	0	3	4	0	1	.276	.360	.636	1
LCS	Totals	.239	17	67	8	16	1	0	1	5	0	1	1	5	15	1	1	.297	.299	.596	1

TURNER'S WORLD SERIES STATISTICS

YEAR	CLUB, OPP	AVG	G	AB	R	H	2B	3B	HR	RBI	SH	SF	HP	BB	SO	SB	CS	OBP	SLG	OPS	E
2019	WSH, HOU	.161	7	31	4	5	1	0	0	0	0	0	0	3	7	1	0	.235	.194	.429	1

TURNER'S ALL-STAR GAME STATISTICS

YEAR	CLUB, SITE	AVG	G	AB	R	H	2B	3B	HR	RBI	SH	SF	HP	BB	SO	SB	CS	OBP	SLG	OPS	E
2021	NL, COL	.000	1	2	0	0	0	0	0	0	0	0	0	0	0	0	0	.000	.000	.000	0
2022	NL, LAD	.500	1	2	0	1	0	0	0	0	0	0	0	0	0	0	0	.500	.500	1.000	0
ASG	Totals	.250	2	4	0	1	0	0	0	0	0	0	0	0	0	0	0	.250	.250	.500	0

TURNER'S WORLD BASEBALL CLASSIC STATISTICS

YEAR	CLUB	AVG	G	AB	R	H	2B	3B	HR	RBI	SH	SF	HP	BB	SO	SB	CS	OBP	SLG	OPS	E
2023	USA	.391	6	23	6	9	0	0	5	11	0	0	0	2	5	0	0	.440	1.043	1.483	0

TURNER'S CAREER TRANSACTIONS

- Selected by Pittsburgh Pirates in 20th round of 2011 MLB Draft, but did not sign
- Selected by San Diego Padres in 1st round (13th overall) of 2014 MLB Draft
- Traded to Washington Nationals, June 14, 2015, as the player to be named later with Joe Ross (rhp) in a three-team trade on Dec. 19, 2014. San Diego acquired Jose Castillo (lhp), Ryan Hanigan (c), Wil Myers (inf) and Gerardo Reyes (rhp) from the Tampa Bay Rays; Tampa Bay acquired Jake Bauers (1b/of), Rene Rivera (c) and Burch Smith (rhp) from San Diego and Travis Ott (lhp) and Steven Souza Jr. (of) from Washington
- On injured list with a right hamstring strain, April 9-20, 2017
- On injured list with a right wrist fracture, June 30-August 28, 2017; included rehab assignments to Syracuse, August 21-24, and Potomac, August 25-28
- On injured list with a broken index finger, April 3-May 16, 2019; included rehab assignment to Potomac, May 14-16
- On COVID-related injured list, July 29-August 5, 2021
- Traded to Los Angeles Dodgers with Max Scherzer (rhp) for Gerardo Carrillo (rhp), Donovan Casey (of), Josiah Gray (rhp) and Keibert Ruiz (c), July 30, 2021
- Signed by Philadelphia as a free agent, December 8, 2022

TURNER'S CAREER FIELDING

POSITION	PCT	G	PO	A	E	TC	DP
Second base	.980	91	141	203	7	351	44
Shortstop	.970	854	1008	1988	93	3089	375
Outfield	.980	45	99	1	2	102	0

TURNER'S GAME HIGHS

HITS: 5 – 3 times, last: 8/29/20 at BOS... **RUNS:** 4 – 6 times, last: 8/15/21 at NYM... **DOUBLES:** 2 – 14 times, last: 9/28/23 vs PIT... **TRIPLES:** 1 – 41 times, last: 8/29/23 vs LAA... **HOME RUNS:** 2 – 14 times, last: 8/28/23 vs LAA... **RBI:** 8 – 7/5/18 vs MIA... **WALKS:** 3 – 3 times, last: 8/24/22 vs MIL... **STOLEN BASES:** 4 – 2 times, last: 6/27/17 vs CHI... **HITTING STREAK:** 27 games – 9/12/21-4/16/22

TURNER'S NOTABLE HOMERS

GRAND SLAMS: 5 – 7/5/18 vs MIA (Adam Conley); 9/24/19 vs PHI (gm 2) (Jared Hughes); 9/27/20 vs NYM (Steven Matz); 10/1/21 vs MIL (Eric Lauer); 10/3/21 vs MIL (Aaron Ashby)... **INSIDE-THE-PARK HR:** 9/3/20 at PHI (Zach Eflin)... **LEADOFF HR:** 16 – 8/28/16 vs COL (Chad Bettis); 9/17/16 at ATL (Josh Collmenter); 5/26/17 vs SD (Luis Perdomo); 6/12/17 vs ATL (Mike Foltynewicz); 6/17/17 at NYM (Seth Lugo); 9/20/17 at ATL (Lucas Sims); 5/11/18 at ARI (Matt Koch); 7/5/19 vs KC (Brad Keller); 7/23/19 vs COL (Peter Lambert); 8/11/20 at NYM (Rick Porcello); 8/25/20 vs PHI (Jake Arrieta); 9/20/20 at MIA (gm 2) (Braxton Garrett); 4/27/21 at TOR (Trent Thornton); 5/14/21 at ARI (Riley Smith); 8/21/21 vs NYM (Rich Hill); 9/4/21 at SF (Jay Jackson)... **PINCH HR:** None... **WALK-OFF HR:** 3 – 9/9/16 vs PHI (Frank Herrmann); 3/31/19 vs NYM (Justin Wilson); 6/5/19 vs CWS (Alex Colome)



TAIJUAN WALKER

Right-Handed Pitcher

99

@tskywalk44
@tai_walker

B-T: S-R
HT: 6-4; **WT:** 243
OPENING DAY AGE: 31
BORN: August 13, 1992, Shreveport, LA
RESIDES: Paradise Valley, AZ
ML SERVICE: 9 years, 142 days

HOW OBTAINED: Signed by Phillies as a free agent, 12/15/22

CONTRACT STATUS: Signed a four-year contract on 12/15/22, taking him through 2026

2024 PHILLIES

2023

- Prior to the season, pitched for Team Mexico in the World Baseball Classic; made one start (4.0 IP, H, 8 SO)
- In his first season with the Phillies, set career highs in games (31), starts (31), wins (15) and IP (172.2)
- His 15 wins were T-6th-most in the majors and 4th-most in the National League
- The Phillies went 21-10 (.667) in his 31 starts
- Became the first Phillies pitcher to earn 15 wins in a season since Aaron Nola had 17 in 2018 and became the first Phillies pitcher with at least 15 wins in his first season with the club since Roy Halladay in 2010 (21)
- Was the first ML pitcher to earn 12 wins when he did so on 7/31 at MIA
- Earned 9 wins in 11 starts from 6/6-8/6; became the first Phillies pitcher to earn 9 wins in an 11-game span since Roy Halladay did so from 9/10/10-5/5/11
- Earned double-digit wins in consecutive seasons for the first time in his career (had 12 in 2022)
- Went 5-0 at home to start the season and became the first pitcher to begin their Phillies career without a loss in their first 8 home starts since Zack Wheeler (2020-21)
- His 7-game winning streak from 6/6-7/15 was the best of his career and he became the ninth Phillie in the modern era to win 7 straight starts in a single season
- In June, went 5-1 with a 1.50 ERA (6 ER, 36.0 IP) that ranked 5th among all MLB pitchers during the month
- Reached 1,000.0 IP and 900 career strikeouts on 7/20 vs MIL
- Had a career-high 14.0-inning scoreless streak from 6/6-16
- His 6 pickoffs were tied for the 3rd-most in MLB
- Allowed 1 or no runs in a career-high 5 straight starts from 6/6-29 and posted a 5-0 record with a 0.84 ERA (3 ER, 32.0 IP) over that span
- Logged 11 quality starts, giving him his third consecutive season with 10 or more
- Was named a Gold Glove finalist for the first time in his career; did not commit an error in 33 total chances
- His 5 defensive runs saved were tied for the 3rd-most among ML pitchers

2022

- Tied career high in ERA (3.49)
- Went 7-2, 2.55 ERA (26 ER, 91.2 IP) in 16 first-half starts
- Had 8 straight quality starts, 6/24-7/26, the longest such streak of his career
- Was 5-0 with a 2.12 ERA (12 ER, 51.0 IP) during his streak of quality starts
- Had a 13.0-inning scoreless streak, 7/4-16
- Surrendered only 0.86 HR/9.0 IP (15 HR, 157.1 IP)
- His 5 pickoffs were 2nd in MLB to Robbie Ray's 6

2021

- Made his first career All-Star team in his first year with NYM
- Had a 2.17 ERA (13 ER, 54.0 IP) through his first 10 starts, tied for the 2nd-lowest ERA in NYM franchise history through 10 starts with the team
- Was 7-3 with a 2.66 ERA (28 ER, 94.2 IP) before the All-Star break
- On the IL with left side tightness, 5/18-28
- Struck out a career-best 12 batters, 6/15 vs CHI

2020

- Among all AL pitchers with at least 50.0 IP, was T-7th in ERA (2.70) and 11th in OPP AVG (.214)
- Began season with SEA
- Was traded to TOR on 8/27
- His TOR debut on 8/29 vs BAL was his 100th career start; threw 6.0 shutout innings
- From 8/27-end of the season, his 1.37 ERA (4 ER, 26.1 IP) was 2nd to only Corbin Burnes (1.08 ERA)
- In his final start on 9/25 vs BAL, retired all 9 batters he faced

2019

- Missed almost the entire season recovering from Tommy John surgery
- Made one start for ARI (1.0 IP, H, SO) on the final day of the season

2018

- Suffered a right elbow injury in his third start, 4/14 at LAD
- On 4/25, underwent Tommy John surgery (Dr. David Altchek) and missed the remainder of the season

2017

- Spent first season with ARI after being traded from SEA in the offseason
- His 3.49 ERA (61 ER, 157.1 IP) was a new career best (later tied in 2022)
- Was 8-3 with a 2.94 ERA (29 ER, 88.2 IP), 86 SO, 8 HR allowed in 15 starts against NL West teams and ARI was 10-5 in those games
- On IL with a right index finger blister, 5/20-6/13
- On paternity list, 7/20-22
- Clubbed his first career home run on 7/25 vs ATL, a 455-foot homer off Mike Foltyniewicz
- Held opponents to a .199 AVG (30-151) with RISP, 3rd-best in the NL and T-5th in MLB
- Started Game 1 of the NLDS vs LAD

2016

- Posted a 1.44 ERA (4 ER, 25.0 IP) in 4 April starts
- On injured list with right foot tendinitis, 7/6-8/5; included rehab assignment to Tacoma (AAA), 8/1-5
- Threw his first career SHO on 9/13 at LAA; struck out 11 and did not walk a batter, retiring the first 17 batters he faced

2015

- Posted a career-best 5.7% walk rate (40 BB, 706 BF)
- Went 10-3 with a 3.62 ERA (51 ER, 126.2 IP) in his final 20 starts after going 1-5 with a 7.33 ERA (35 ER, 43.0 IP) in his first 9
- SEA was 15-5 in his final 20 starts
- Recorded a one-hitter on 7/31 at MIN, striking out 11; only hit was a solo home run

2014

- Began season on the IL with a right shoulder impingement
- Was reinstated on 6/10 after rehab assignments to High Desert (A), Jackson (AA) and Tacoma
- Made 8 appearances in 5 stints with SEA, spending most of the season with Tacoma (14 starts)
- Was Pacific Coast League Pitcher of the Week, 6/23-29
- Threw his first CG in the majors on 9/24 at TOR (8.0 IP)

2013

- Named a Southern League midseason All-Star and pitched for the U.S. in the All-Star Futures Game at Citi Field
- Selected as SEA's Minor League Starting Pitcher of the Year
- Split the majority of the season between Jackson and Tacoma
- While with Tacoma, was the youngest player in the Pacific Coast League and 2nd-youngest in triple-A overall
- Named PCL Pitcher of the Week, 8/19-25
- Had his contract selected by SEA on 8/30 and made his debut that day in a start at HOU, earning his first ML win

- At 21 years, 17 days old, was the youngest pitcher in SEA history to win his ML debut
- Following the season, was named the No. 6 prospect in baseball by MLB.com, No. 8 by *Baseball Prospectus* and No. 11 by *Baseball America*

MOST DEFENSIVE RUNS SAVED BY PITCHERS (since 2021)

1.	TAIJUAN WALKER	18
2.	Ranger Suárez	17
3.	Zack Greinke	14
4.	Jesus Luzardo	14
5.	Dallas Keuchel	13

2012

- Was named a Southern League All-Star and pitched for the U.S. in the All-Star Futures Game at Kauffman Stadium
- Spent entire season with Jackson

2011

- Was named SEA's Minor League Pitcher of the Year
- Spent season with Clinton (A)
- Following the season, was named the top prospect in the Midwest League by *Baseball America*

2010

- Began his pro career with the Arizona League Mariners (R)

PERSONAL

Taijuan Emmanuel Walker (pronounced TIE-wahn)... Has two sons, Zayden and Zoren... 2010 graduate of Yucaipa High School (CA)... Ranked 34th nationally in the final 2010 Perfect Game class rankings... Has worked with Arizona Helping Hands to help fund essential needs for foster children... Hosted his first Tai's Tacos event at Citizens Bank Park in 2023 to benefit Turning Points for Children, a foster care program in the Philadelphia area... **Hobbies:** Hunting and fishing... **Signed by:** John Ramey

TAIJUAN WALKER'S CAREER STATISTICS

YEAR	CLUB	W-L	ERA	G	GS	CG	SHO	SV	IP	H	R	ER	HR	HB	BB	SO	WP	BK	AVG
2010	AZL Mariners	1-1	1.29	4	0	0	0	0	7.0	2	3	1	0	1	3	9	3	0	.087
2011	Clinton	6-5	2.89	18	18	1	0	0	96.2	69	33	31	4	3	39	113	6	2	.202
2012	Jackson	7-10	4.69	25	25	0	0	0	126.2	124	70	66	12	12	50	118	5	0	.258
2013	Jackson	4-7	2.46	14	14	0	0	0	84.0	58	31	23	6	6	30	96	4	0	.195
	Tacoma	5-3	3.61	11	11	0	0	0	57.1	54	25	23	5	2	27	64	2	0	.249
	SEATTLE	1-0	3.60	3	3	0	0	0	15.0	11	7	6	0	0	4	12	0	0	.204
2014	High Desert+	0-0	2.08	1	1	0	0	0	4.1	4	2	1	0	0	1	7	0	0	.235
	Jackson+	1-0	0.00	1	1	0	0	0	5.0	3	0	0	0	0	1	10	1	0	.167
	Tacoma+	6-4	4.81	14	14	1	1	0	73.0	68	40	39	13	7	25	74	1	0	.243
	SEATTLE	2-3	2.61	8	5	1	0	0	38.0	31	12	11	2	3	18	34	2	1	.223
2015	SEATTLE	11-8	4.56	29	29	1	0	0	169.2	163	92	86	25	9	40	157	4	1	.252
2016	SEATTLE	8-11	4.22	25	25	1	1	0	134.1	129	75	63	27	8	37	119	4	1	.247
	Tacoma+	1-0	3.60	3	3	0	0	0	15.0	12	6	6	1	1	8	6	1	0	.211
2017	ARIZONA	9-9	3.49	28	28	0	0	0	157.1	148	76	61	17	9	61	146	7	1	.247
2018	ARIZONA	0-0	3.46	3	3	0	0	0	13.0	15	5	5	1	0	5	9	0	0	.294
2019	ARIZONA	0-0	0.00	1	1	0	0	0	1.0	1	0	0	0	0	0	1	0	0	.250
2020	SEATTLE	2-2	4.00	5	5	0	0	0	27.0	21	13	12	5	3	8	25	0	0	.210
	TORONTO	2-1	1.37	6	6	0	0	0	26.1	22	10	4	3	1	11	25	1	0	.218
	SEA/TOR	4-3	2.70	11	11	0	0	0	53.1	43	23	16	8	4	19	50	1	0	.214
2021	NEW YORK-NL	7-11	4.47	30	29	0	0	0	159.0	133	84	79	26	4	55	146	5	0	.225
2022	NEW YORK-NL	12-5	3.49	29	29	0	0	0	157.1	143	63	61	15	6	45	132	0	0	.240
2023	PHILLIES	15-6	4.38	31	31	0	0	0	172.2	155	87	84	20	8	71	138	3	1	.238
Minors Totals		31-30	3.65	91	87	2	1	0	469.0	394	210	190	41	32	184	497	23	2	.227
AL Totals		26-25	3.99	76	73	3	1	0	410.1	377	209	182	24	118	372	11	3	.241	
NL Totals		43-31	3.95	122	121	0	0	0	660.1	595	315	290	79	27	237	572	15	2	.239
ML Totals		69-56	3.97	198	194	3	1	0	1070.2	972	524	472	141	51	355	944	26	5	.240

+ Rehab assignment

WALKER'S WILD CARD SERIES STATISTICS

YEAR	CLUB, OPP	W-L	ERA	G	GS	CG	SHO	SV	IP	H	R	ER	HR	HB	BB	SO	WP	BK	AVG
2017	ARI, COL	Did not pitch																	
2023	PHI, MIA	Did not pitch																	

WALKER'S DIVISION SERIES STATISTICS

YEAR	CLUB, OPP	W-L	ERA	G	GS	CG	SHO	SV	IP	H	R	ER	HR	HB	BB	SO	WP	BK	AVG
2017	ARI, LAD	0-1	36.00	1	1	0	0	0	1.0	4	4	4	1	0	2	3	0	0	.571
2023	PHI, ATL	Did not pitch																	
DS	Totals	0-1	36.00	1	1	0	0	0	1.0	4	4	4	1	0	2	3	0	0	.571

WALKER'S LEAGUE CHAMPIONSHIP SERIES STATISTICS

YEAR	CLUB, OPP	W-L	ERA	G	GS	CG	SHO	SV	IP	H	R	ER	HR	HB	BB	SO	WP	BK	AVG
2023	PHI, ARI	Did not pitch																	

WALKER'S ALL-STAR GAME STATISTICS

YEAR	CLUB, SITE	W-L	ERA	G	GS	CG	SHO	SV	IP	H	R	ER	HR	HB	BB	SO	WP	BK	AVG
2021	NL, COL	0-0	9.00	1	0	0	0	0	1.0	1	1	1	1	0	0	1	0	0	

WALKER'S WORLD BASEBALL CLASSIC STATISTICS

YEAR	CLUB	W-L	ERA	G	GS	CG	SHO	SV	IP	H	R	ER	HR	HB	BB	SO	WP	BK	AVG
2023	Mexico	0-0	0.00	1	1	0	0	0	4.0	1	0	0	0	0	1	8	0	0	.077

WALKER'S CAREER TRANSACTIONS

- Selected by Seattle Mariners in 1st round (43rd overall) of 2010 MLB Draft
- On injured list with a right shoulder impingement, March 21-June 9, 2014; included rehab assignments to High Desert, April 4-8, Jackson, April 9-13, and Tacoma, April 14-15 and May 28-June 9
- On injured list with right foot tendinitis, July 6-August 5, 2016; included rehab assignment to Tacoma, August 1-5
- Traded to Arizona Diamondbacks with Ketel Marte (inf) for Zac Curtis (lhp), Mitch Haniger (of) and Jean Segura (inf), November 23, 2016
- On injured list with a right index finger blister, May 20-June 13, 2017
- On injured list with right forearm inflammation, April 15, 2018 through the remainder of the season
- On injured list recovering from Tommy John surgery, February 13-September 28, 2019
- Signed by Seattle Mariners as a free agent, February 12, 2020
- Traded to Toronto Blue Jays for a player to be named later or cash considerations, August 27, 2020
- Signed by New York Mets as a free agent, February 20, 2021
- On injured list with left side tightness, May 18-28, 2021
- On injured list with right shoulder bursitis, April 12-29, 2022
- Signed by Philadelphia as a free agent, December 15, 2022

WALKER'S CAREER FIELDING

POSITION	PCT	G	PO	A	E	TC	DP
Pitcher	.941	198	74	151	14	239	6

WALKER'S GAME HIGHS

LOW-HIT CG: 1 – 7/31/15 at MIN... **SHUTOUTS:** 1 – 9/13/16 at LAA... **STRIKEOUTS:** 12 – 6/15/21 vs CHI... **WALKS:** 6 – 3 times, last: 8/12/23 vs MIN... **LONGEST OUTING:** 9.0 inn. – 2 times, last: 9/13/16 at LAA... **WINNING STREAK:** 7 games – 6/6-7/15/23... **LOSING STREAK:** 5 games – 6/11-7/23/16... **SCORELESS STREAK:** 14.0 inn. – 6/6-16/23



ZACK WHEELER

Right-Handed Pitcher

45

@wheelerpro45

B-T: L-R
HT: 6-4; **WT:** 200
OPENING DAY AGE: 33
BORN: May 30, 1990, Smyrna, GA
RESIDES: Dallas, GA
ML SERVICE: 10 years, 98 days

HOW OBTAINED: Signed by Phillies as a free agent, 12/9/19
CONTRACT STATUS: Signed a five-year contract on 12/9/19 and a three-year extension on 3/4/24, taking him through 2027

2023

- Among all NL pitchers, ranked 2nd in OPP OBP (.274), SO/BB ratio (5.44) & quality starts (21), 3rd in FIP (3.16), WHIP (1.08) & BB/9.0 IP (1.83), 4th in SO (212), T-4th in starts (32), 5th in OPP SLG (.364) & OPP OPS (.638), 7th in IP (192.0), OPP AVG (.229) & SO/9.0 IP (9.94), T-8th in wins (13) and 9th in ERA (3.61)
- Tied his career high for starts in a season with 32 (also 2014 and 2021)
- Led all NL pitchers in fWAR with 5.9 and was 10th among all major leaguers
- Earned his first career Gold Glove Award after being named a Gold Glove finalist for the second time in his career (also in 2021)
- Recorded his second season with 200 SO (also 2021)
- Made his 200th career start on 4/23 vs COL; earned the win in the Phillies' 9-3 victory
- On 9/23 vs NYM, made his 100th start as a Phillie and went 43-25 with a 3.07 ERA (213 ER, 625.1 IP), which is the 5th-best ERA any Phillies pitcher has had in their first 100 starts with the club; his 670 strikeouts were the 2nd-most
- After the All-Star break, went 6-2 with a 3.08 ERA (30 ER, 87.2 IP)
- Tied his career high for quality starts in a season with 21 (2014); it was the third time in his career he earned at least 20 quality starts in a season (also 2014 and 2021)
- Logged 7 straight quality starts from 7/7-8/15 for the third time in his career and was 1 of 14 ML pitchers to have such a streak
- Took a no-hitter into the 8th inning on 6/8 vs DET, which was the longest no-hit bid of his career; lost it on a 1-out single by Tyler Nevin
- On 5/27 at ATL, recorded his 10th double-digit strikeout game as a Phillie (12 SO)
- Generated a career-high 24 swings and misses on 8/26 vs STL
- From 8/26-9/1, became the third Phillies pitcher in the modern era to record back-to-back starts with at least 10 SO and no BB
- His 5.0% walk rate was the 6th-best in baseball and the best of any season in his career (39 BB, 787 BF)
- Walked only 3 batters over 7 starts from 7/1-8/8 (43.2 IP)
- Held the 374 RHH he faced to a .194/.235/.313 slash line (.548 OPS); those ranked 2nd, 1st, 3rd and 1st among NL pitchers
- Appeared in 5 postseason games (4 GS) and went 3-0, 1.95 ERA (6 ER, 27.2 IP) with 35 SO to 3 BB
- Earned the win in 2 of the Phillies' 3 victories in the NLCS against ARI
- Made the first relief appearance of his ML career in NLCS Game 7 on 10/24 vs ARI (1.2 IP, BB, SO)

WHEELER PHAST PHACTS

- 2023 NL Gold Glove winner
- 2021 NL All-Star
- 2nd in 2021 NL Cy Young Award voting
- 2021 All-MLB Second Team
- 2021 NL Gold Glove Award finalist
- In 2021, led the NL in IP (213.1), SO (247) and bWAR (7.7) and was T-1st in CG (3) and SHO (2)

2022

- Among NL pitchers was 5th in SO/BB (4.79), 8th in BB % (5.6%) & BB/9.0 IP (2.00), 9th in SO/9.0 IP (9.59) and 10th in SO % (26.9%) & OPP OPS (.626)
- His 2.82 ERA (48 ER, 153.0 IP) was 6th-best among NL pitchers with at least 150.0 IP; fell 9.0 IP short of qualifying for ERA leaders
- In his final 23 starts (4/28-end of season), went 12-4 with a 2.31 ERA (36 ER, 140.1 IP), 0.98 WHIP (30 BB, 108 H) and 152 SO (9.75 SO/9.0 IP), holding opponents to a .212/.261/.341 slash line
- From 4/28-end of the season, had the 2nd-lowest ERA in the NL among pitchers (min. 125.0 IP) behind Julio Urias (2.12) and ranked 6th in MLB in that span
- Finished with a 1.85 ERA (16 ER, 78.0 IP) in 13 home starts, the lowest by a Phillie with at least 13 home starts since 1917 (Grover Cleveland Alexander, 1.59)
- Named NL Pitcher of the Month for May, going 2-0 with a 1.65 ERA (6 ER, 32.2 IP), 1.01 WHIP, 40 SO, 5 BB and an NL-leading 1.4 fWAR
- Was his first ever Pitcher of the Month Award and first by a Phillie since Cliff Lee in August 2011
- Posted a 1.67 ERA (14 ER, 75.1 IP) in 12 starts, 4/28-7/3; also had a 12-game span with a 1.67 ERA in 2021, marking the first time a Phillie had an ERA that low in a 12-start span in different seasons since Steve Carlton, who did so multiple times in 1972 and 1980
- Tossed 3 straight scoreless home starts, 4/28-5/18, something only 2 other Phillies had done since 1900 (Grover Cleveland Alexander, 3 from 8/9-9/1/1916 and Woodie Fryman, 4 from 4/21-6/1/1968)
- Had 5 scoreless starts in a span of 7 starts at home, 4/28-7/3, becoming first Phillie to do so since the current mound distance was established in 1893, and first major leaguer since Clayton Kershaw and Jake Arrieta in 2015
- Struck out 7 or more batters in 8 straight starts from 4/28 to 6/11, which was tied for the 2nd-longest such streak ever by a Phillie since 1893 when the current mound distance was established
- Had a 15.2-inning scoreless streak, 4/28-5/12, and a 22.2-inning scoreless streak at home, 4/28-6/4

WHEELER'S RANKINGS AMONG ALL PITCHERS IN POSTSEASON HISTORY (min. 200 batters faced)

1st in lowest WHIP	0.73
1st in lowest opponent's OBP	.210
2nd in lowest opponent's AVG	.161
3rd in lowest opponent's OPS	.460
3rd in best SO/BB ratio	6.80

- Was on the COVID-related IL, 5/8-11
- Had 298 strikeouts in a 40-start span, start of 2021-5/23/22, the most by any Phillie in a 40-start span since Cliff Lee also had 298, 2011-12
- On the paternity list, 6/7-9, for the birth of his daughter
- His 19.1-inning scoreless streak, 6/28-7/13, was the longest of the season by a Phillie
- Had back-to-back starts of 7.0 scoreless IP against STL, 7/3 and 7/8, becoming the first Phillie to make consecutive starts against the same opponent and deliver 7.0+ scoreless IP since Tommy Greene followed his no-hitter against MTL with a 3-hit shutout in May 1991
- On the IL, 8/22-9/20, with right forearm tendinitis
- In his final 3 starts, allowed 1 run on 9 hits in 15.0 IP (0.60 ERA), walking 1 with 15 strikeouts while facing 7 batters over the minimum
- Became the fourth Phillies pitcher since ER became an official NL stat in 1912 to have an ERA 0.60 or below and WHIP 0.70 or below over his final 3 starts of a season, and joined Roy Oswalt (2010) as the only to do so for a team heading into a postseason appearance
- Made 6 starts in his first career postseason, posting a 2.78 ERA (11 ER, 35.2 IP) and 0.73 WHIP (7 BB, 19 H)
- His 6 starts were a Phillies single-postseason record and tied the ML record
- In Game 1 of the NLWCS at STL, became the second Phillie ever to toss at least 6.0 IP with 2 or fewer hits in his first-ever postseason start, joining Roy Halladay, who threw a no-hitter on 10/6/10 vs CIN
- Began his postseason career with 11.1 scoreless IP
- Had a 19.1-inning scoreless streak dating back to 9/27 end in the 6th inning of his Game 2 NLDS start, every inning of which was on the road
- In Game 1 of the NLCS at SD, made just the 17th start in postseason history of 7.0+ scoreless IP, 1 or 0 hits, and only the second by a Phillie (Roy Halladay in no-hitter, Game 1 of the 2010 NLDS)
- Was the first pitcher since 2013 (STL's Michael Wacha) to begin a postseason with 4 straight quality starts

2021

- Among all ML pitchers, was 1st in bWAR (7.6), IP (213.1) & batters faced (849), T-1st in CG (3) & SHO (2), 2nd in SO (247), fWAR (7.3), FIP (2.59) & HR/9.0 IP (0.68), 4th in OPP SLG (.321), 5th in ERA (2.78), WHIP (1.01) & OPP OPS (.586), T-5th in quality starts (20), 6th in SO/BB (5.37), BB/9.0 IP (1.94) & OPP OBP (.265), T-6th in wins (14), T-8th in starts (32) and 10th in OPP AVG (.215), SO % (29.1) & BB % (5.4)
- Among NL pitchers was 1st in bWAR, IP, SO, batters faced, T-1st in CG & SHO, 2nd in fWAR, FIP & HR/9.0 IP, 4th in SO/BB, BB/9.0 IP & OPP SLG, T-4th in quality starts, 5th in ERA, BB %, WHIP & OPP OPS, T-5th in wins, 6th in OPP OBP, 7th in SO %, 8th in OPP AVG and T-8th in starts
- Finished 2nd to MIL's Corbin Burnes in NL Cy Young Award voting, was named All-MLB Second Team and was a NL Gold Glove Award finalist

- His 7.6 pitching bWAR was highest in MLB by nearly a full win (next: Walker Buehler, 6.7)
- Led all NL players (pitchers and hitters) in total bWAR (7.7), becoming just the sixth NL pitcher since 2000 to do so, and was 2nd in MLB in bWAR to Shohei Ohtani (9.1)
- Made his first career All-Star team and set career highs in starts, innings, strikeouts, ERA, WHIP, complete games and shutouts
- His 247 strikeouts were most by a Phillie since 1998 (Curt Schilling, 300) and 10th-most ever by a Phillie; only Steve Carlton (4x), Jim Bunning (3x) and Schilling (2x) had more
- Became the first Phillie to lead the NL in innings and strikeouts since Curt Schilling in 1998 (268.2 IP, 200 SO) and was the first ML pitcher to lead his respective league in both since 2018 (Max Scherzer); was 2 strikeouts away from the outright ML lead in both
- Was just the 10th player in the modern era (since 1900) to have 3 or more starts in a season with 10+ strikeouts, no earned runs and no walks
- His 7 double-digit knockout games were T-2nd in the NL and most by a Phillie since Cliff Lee had 9 in 2011
- Led all ML pitchers in starts of 7.0 IP or more (17) and starts of 7.0 IP, zero earned runs (7)
- 13 of his 32 starts were against teams that made the postseason, and in those he was 7-3 with a 1.99 ERA (20 ER, 90.2 IP), 0.87 WHIP (20 BB, 59 H), 115 SO
- Had 2 shutouts (5/6 vs MIL, 8/8 vs NYM) and his 3 complete games (5/6 vs MIL, 7/29 vs WSH, 8/8 vs NYM) were most by a Phillie since 2011 (Cliff Lee)
- In his season debut, became the first Phillie to throw 7.0 or more innings and have more hits as a batter than he surrendered since Terry Mulholland, 8/15/90 vs SF
- Was the first Phillies starter with a sub-2.50 ERA and sub-1.00 WHIP in his first 10 starts of a season since Roy Halladay in 2011
- Had a 20.0-inning scoreless streak, 5/1-12



- From 5/1-23, had a 29.0-inning streak without allowing an earned run at Citizens Bank Park, tied for the 2nd-longest streak in park history (longest: Roy Halladay, 33.0 IP, 7/5-28/10)
- Had a 1.44 ERA (5 ER, 31.1 IP) in 5 June starts, the 3rd-lowest ERA among qualifying pitchers in the month
- Had a 2.37 ERA (35 ER, 132.2 IP) through 20 starts
- On 8/8 vs NYM, the day the Phillies retired Roy Halladay's No. 34, and in his 34th start as a Phillie, tossed a 9.0-inn. shutout with 11 strikeouts, 2 hits, joining Halladay (perfect game, 5/29/10 at FLA), Cole Hamels (no-hitter, 7/25/15 at CHI) and Kevin Millwood (no-hitter, 4/27/03) as the only Phillies since 2000 to toss a 9.0-inning shutout with 11 or more strikeouts and 2 or fewer hits
- Retired 22 batters after allowing a leadoff double in his shutout on 8/8, the first Phillie to retire 22 straight in a start since Roy Halladay's perfect game
- Had a streak of 41 straight starts with 4 or fewer earned runs allowed end on 8/19 at ARI
- On 8/25 vs TB, became the first pitcher in MLB to reach 200 strikeouts and the 4th-fastest Phillie (3rd at the time, passed by Nola in 2021) ever to reach 200 (174.1 IP)
- Eclipsed 1,000.0 career IP on 8/30 at WSH and 1,000 career strikeouts on 9/11 vs COL
- His 1.47 ERA (5 ER, 30.2 IP) in September was the 3rd-lowest among qualifying pitchers
- Finished the season with 7 scoreless streaks of 10.0 IP or more, the most in MLB
- In 10 starts against ATL and NYM, posted a 1.85 ERA (14 ER, 68.0 IP), 0.93 WHIP (13 BB, 50 H), 78 SO, 1 HR
- His 1.60 ERA (6 ER, 33.2 IP) in 5 starts against ATL was lowest by a Phillie in 5 or more starts against any opponent since Steve Carlton in 1983 (1.05 vs CHI)

2020

- In his first year with the Phillies, ranked 2nd among all NL pitchers in OPP GDP (13), 3rd in HR/9.0 IP (0.38, 7th in MLB), T-5th in winning % (.667), 6th in BB/9.0 IP (2.03) & walk rate (5.6%), 8th in ERA (2.92), T-8th in quality starts (7) and 9th in IP (71.0)
- His 2.9 bWAR was the 2nd-highest among NL pitchers, percentage points behind Max Fried (2.9), and was 4th in MLB behind Shane Bieber (3.2), Hyun-Jin Ryu (3.0) and Fried
- Became the only Phillies pitcher ever, homegrown or otherwise, to allow 3 runs or fewer in each of his first 10 career starts with the team
- His 0.38 HR/9.0 IP led all qualifying NL pitchers, was 2nd to Dallas Keuchel (0.28) in MLB and was the lowest by a qualifying Phillies pitcher since 1991 (Jose De Jesus, 0.35)
- Became just the third Phillie since the NL began tracking earned runs in 1912 to go 4-0 with a 2.20 ERA or better through his first 7 starts with the team (others: Art Mahaffey in 1960, 5-0, 2.10; Bob Miller in 1950, 5-0, 1.79)
- Went 23.1 innings without allowing a home run (8/28 vs ATL through 5.0 IP on 9/16 vs NYM) and allowed one in a span of 47.0 innings from the 3rd inning on 8/5 vs NYY through 5.0 IP on 9/16 vs NYM
- Walked 2 or fewer in each of his first 9 starts of the season and one or none in 6 of those 9
- Went 62 straight batters without allowing a walk from the 6th inning on 9/2 vs WSH through 2 batters into his start on 9/21 at WSH
- Went 4-0 with a 2.38 ERA (12 ER, 45.1 IP) in 7 home starts, joining Joe Blanton (2-0 in 7 starts in 2008) and Tommy Greene (10-0 in 16 starts in 1993) as the only Phillies pitchers since at least 1901 to go undefeated in at least 7 starts at home in a season

2019

- Had 4 double-digit strikeout performances, including 3 in his first 8 starts
- Posted a 3.04 ERA (34 ER, 100.2 IP) from 6/22 through the end of the season and a 1.80 ERA (8 ER, 40.0 IP) over his final 6 starts
- His 3.04 ERA from 6/22-end of season was the 7th-best among qualifying NL starters over that span
- Was on the IL with right shoulder fatigue, 7/12-25
- Had a 15.0-inning scoreless streak, 8/1-6, and a 13.0-inning streak, 9/21-26

2018

- Ranked 8th among qualifying NL pitchers in fWAR (4.1)
- Went 9-1 with a 1.68 ERA (14 ER, 75.0 IP) in 11 starts after the All-Star break
- His second-half ERA was lowest in the majors (min. 75.0 IP) and his 9 wins after the break were tied for most in MLB and tied for 7th-most in NYM history
- Won a career-best 7 straight decisions, 7/14-8/25
- Had a career-best 23.0-inning scoreless streak, 7/24-8/10, which was also 8th-longest in MLB in 2018
- Struck out 7 or more batters 17 times, trailing only Max Scherzer (26), Jacob deGrom (25) and Patrick Corbin (24) among NL starters
- Joined deGrom, Dwight Gooden, Matt Harvey, Sid Fernandez and Noah Syndergaard as the only pitchers in NYM history to reach 500 strikeouts in their first 91 career games
- Pitched at least 6.0 innings in 23 of 29 starts and 7.0 or more in 14
- Threw a first-pitch strike to 62.1% of the batters he faced
- His 11 hits as a batter were T-5th among all pitchers

2017

- Made his second career Opening Day roster
- His season debut on 4/7 vs MIA was his first appearance since 9/25/14
- Pinch-hit on 4/21 vs WSH and doubled, marking the third time ever a NYM pitcher recorded a pinch extra-base hit
- Following his season debut, posted a 2.91 ERA (19 ER, 58.2 IP) over his next 10 starts, 4/12-6/7
- His 2.91 ERA in that span was 5th in the NL (min. 50.0 IP)
- Was on the injured list, 6/20-30, with right biceps tendinitis
- Went back on the injured list on 7/23 with a stress reaction in his right arm and missed the remainder of the season

2016

- Did not pitch at the ML level while recovering from Tommy John surgery
- Underwent an internal suture removal procedure on 4/12
- Made one rehab appearance with St. Lucie (A) on 8/6

2015

- Missed the entire season after undergoing Tommy John surgery on 3/24

MOST fWAR AMONG MLB PITCHERS (since 2020)

1.	ZACK WHEELER	19.3
2.	Corbin Burnes	17.9
3.	Kevin Gausman	17.3
4.	Aaron Nola	16.6
5.	Gerrit Cole	15.1

**WHEELER'S
DOUBLE-DIGIT
STRIKEOUT GAMES**

14	5/29/21	at TB
12	8/15/13	at SD
12	5/23/21	vs BOS
12	6/10/21	vs ATL
12	5/27/23	at ATL
11	4/23/19	vs PHI
11	5/10/19	vs MIA
11	8/8/21	vs NYM
11	4/23/23	vs COL
11	7/28/23	at PIT
10	4/25/14	vs MIA
10	8/15/14	vs CHI
10	8/20/18	vs SF
10	5/4/19	at MIL
10	9/26/19	vs MIA
10	4/3/21	vs ATL
10	5/18/21	vs MIA
10	8/25/21	vs TB
10	5/23/22	at STL
10	8/26/23	vs STL
10	9/1/23	at MIL

2014

- Made his first career Opening Day roster
- Led NYM with 32 starts
- Tossed his first career complete game and shutout in a 1-0 victory on 6/19 at MIA
- At 24 years, 20 days old, became the youngest NYM pitcher to throw a 1-0 shutout since 1985, when Dwight Gooden did so twice by age 20 years, 240 days
- Went 7-1 with a 2.21 ERA (20 ER, 81.1 IP) in 13 starts from 6/30-9/7, 11 of which were quality starts
- Held RHH to a .223 AVG

2013

- Began season with Las Vegas (AAA)
- Was on the IL from 5/14-21 with right collarbone soreness
- Recalled on 6/18 as the 26th man for NYM's doubleheader and made his ML debut that day at ATL, throwing 6.0 scoreless innings and earning his first win
- Became the third pitcher in team history to earn a victory while throwing 6.0 or more shutout innings in his ML debut
- Tossed 6.1 innings before allowing a hit on 7/30 at MIA; it was the 3rd-longest no-hit bid by a rookie in NYM history
- Posted a 2.32 ERA (14 ER, 54.1 IP) in 9 road starts

2012

- Spent majority of the season with Binghamton (AA)
- Named an Eastern League midseason All-Star and MiLB.com Organization All-Star
- Selected to pitch for Team USA in the All-Star Futures Game at Kauffman Stadium (0.2 IP)
- Was T-1st in the EL in shutouts (1), 8th in strikeouts (117), 9th in ERA (3.26) and T-10th in complete games (1)
- Was on the IL with a right middle fingernail avulsion, 5/2-9
- Promoted to Buffalo (AAA) on 8/3 for the remainder of the season
- Following the season, was named a *Baseball America* Double-A All-Star

2011

- Began season with San Jose (A) in SF's system
- Named a California League midseason All-Star
- Traded to NYM on 7/28 and assigned to St. Lucie
- Posted a 3.52 ERA (45 ER, 115.0 IP) between the 2 clubs

2010

- Began pro career with Augusta (A)
- Selected to pitch for Team USA in the All-Star Futures Game at Angel Stadium (1.0 IP)

PERSONAL

Zachary Harrison Wheeler... Married Dominique Rizzo (12/31/19); has one son, Wesley, and two daughters, Bambi and Winter... 2009 graduate of East Paulding High School (GA)... Was named the Gatorade Georgia High School Player of the Year for the 2008-2009 season after posting a 9-0 record with a 0.54 ERA... Ranked 4th nationally in the final 2009 Perfect Game class rankings... Played in 2008 Perfect Game All-American Classic, 2008 PG National Showcase and 2007 PG Underclass All-American Games... Had his East Paulding No. 45 jersey retired on Jan. 17, 2014... His brother, Jacob, is an artist who has shows in New York City... **Hobbies:** Spending time with family and his dog... **Signed by:** Sean O'Connor

ZACK WHEELER'S CAREER STATISTICS

YEAR	CLUB	W-L	ERA	G	GS	CG	SHO	SV	IP	H	R	ER	HR	HB	BB	SO	WP	BK	AVG
2010	Augusta	3-3	3.99	21	13	0	0	0	58.2	47	27	26	0	7	38	70	13	2	.218
2011	San Jose	7-5	3.99	16	16	0	0	0	88.0	74	44	39	7	4	47	98	6	0	.224
	St. Lucie	2-2	2.00	6	6	0	0	0	27.0	26	6	6	0	2	5	31	3	0	.252
2012	Binghamton	10-6	3.26	19	19	1	#1	0	116.0	92	46	42	2	11	43	117	6	1	.225
	Buffalo	2-2	3.27	6	6	1	1	0	33.0	23	13	12	2	1	16	31	2	0	.205
2013	Las Vegas	4-2	3.93	13	13	0	0	0	68.2	61	35	30	9	2	27	73	1	0	.236
	NEW YORK-NL	7-5	3.42	17	17	0	0	0	100.0	90	42	38	10	4	46	84	6	0	.243
2014	NEW YORK-NL	11-11	3.54	32	32	1	1	0	185.1	167	84	73	14	11	79	187	9	0	.240
2015	NEW YORK-NL	Injured - Did not pitch																	
2016	NEW YORK-NL	Injured - Did not pitch																	
	St. Lucie+	0-0	0.00	1	1	0	0	0	1.0	0	1	0	0	0	1	0	0	0	.000
2017	NEW YORK-NL	3-7	5.21	17	17	0	0	0	86.1	97	53	50	15	3	40	81	1	0	.284
2018	Las Vegas	1-0	1.80	1	1	0	0	0	5.0	3	1	1	1	0	1	6	0	0	.176
	NEW YORK-NL	12-7	3.31	29	29	0	0	0	182.1	150	69	67	14	9	55	179	2	1	.225
2019	NEW YORK-NL	11-8	3.96	31	31	0	0	0	195.1	196	93	86	22	2	50	195	5	0	.258
2020	PHILLIES	4-2	2.92	11	11	0	0	0	71.0	67	26	23	3	7	16	53	0	0	.254
2021	PHILLIES	14-10	2.78	32	32	#3	#2	0	*213.1	169	72	66	16	8	46	*247	6	0	.215
2022	PHILLIES	12-7	2.82	26	26	0	0	0	153.0	125	52	48	13	7	34	163	1	1	.221
2023	PHILLIES	13-6	3.61	32	32	0	0	0	192.0	168	82	77	20	9	39	212	1	0	.229
Minors Totals		29-20	3.53	83	75	2	2	0	397.1	326	173	156	21	27	178	426	31	3	.225
ML Totals		87-63	3.45	227	227	4	3	0	1378.2	1229	573	528	127	60	405	1401	31	2	.237

* League leader
Tied for league lead
+ Rehab assignment

WHEELER'S WILD CARD SERIES STATISTICS

YEAR	CLUB, OPP	W-L	ERA	G	GS	CG	SHO	SV	IP	H	R	ER	HR	HB	BB	SO	WP	BK	AVG
2022	PHI, STL	0-0	0.00	1	1	0	0	0	6.1	2	0	0	0	1	1	4	0	0	.100
2023	PHI, MIA	1-0	1.35	1	1	0	0	0	6.2	5	1	1	0	0	0	8	0	0	.208
WC	Totals	1-0	0.69	2	2	0	0	0	13.0	7	1	1	0	1	1	12	0	0	.159

WHEELER'S DIVISION SERIES STATISTICS

YEAR	CLUB, OPP	W-L	ERA	G	GS	CG	SHO	SV	IP	H	R	ER	HR	HB	BB	SO	WP	BK	AVG
2022	PHI, ATL	0-1	4.50	1	1	0	0	0	6.0	4	3	3	0	1	1	5	0	0	.182
2023	PHI, ATL	0-0	2.84	1	1	0	0	0	6.1	3	3	2	1	0	1	10	0	0	.130
DS	Totals	0-1	3.65	2	2	0	0	0	12.1	7	6	5	1	1	2	15	0	0	.156

WHEELER'S LEAGUE CHAMPIONSHIP SERIES STATISTICS

YEAR	CLUB, OPP	W-L	ERA	G	GS	CG	SHO	SV	IP	H	R	ER	HR	HB	BB	SO	WP	BK	AVG
2022	PHI, SD	1-0	1.38	2	2	0	0	0	13.0	4	2	2	1	1	1	16	0	0	.093
2023	PHI, ARI	2-0	1.84	3	2	0	0	0	14.2	9	3	3	2	0	2	17	1	0	.170
LCS	Totals	3-0	1.63	5	4	0	0	0	27.2	13	5	5	3	1	3	33	1	0	.135

WHEELER'S WORLD SERIES STATISTICS

YEAR	CLUB, OPP	W-L	ERA	G	GS	CG	SHO	SV	IP	H	R	ER	HR	HB	BB	SO	WP	BK	AVG
2022	PHI, HOU	0-2	5.23	2	2	0	0	0	10.1	9	7	6	1	1	4	8	0	0	.231

WHEELER'S ALL-STAR GAME STATISTICS

YEAR	CLUB, SITE	W-L	ERA	G	GS	CG	SHO	SV	IP	H	R	ER	HR	HB	BB	SO	WP	BK	AVG
2021	NL, COL	0-0	0.00	1	0	0	0	0	0.1	0	0	0	0	0	0	1	0	0	.000

WHEELER'S CAREER TRANSACTIONS

- Selected by San Francisco Giants in 1st round (6th overall) of 2009 MLB Draft
- Traded to New York Mets with cash considerations for Carlos Beltrán (of), July 28, 2011
- On injured list recovering from Tommy John surgery, March 27, 2015 through the remainder of the season
- On injured list recovering from Tommy John surgery, March 25, 2016 through the remainder of the season
- On injured list with right biceps tendinitis, June 20-June 30, 2017
- On injured list with a stress reaction in his right arm, July 23, 2017 through the remainder of the season
- On injured list with right shoulder fatigue, July 12-25, 2019
- Signed by Philadelphia as a free agent, December 9, 2019
- On COVID-related injured list, May 8-11, 2022
- On injured list with right forearm tendinitis, August 22-September 20, 2022

WHEELER'S CAREER FIELDING

POSITION	PCT	G	PO	A	E	TC	DP
Pitcher	.963	227	89	143	9	241	15

WHEELER'S GAME HIGHS

LOW-HIT CG: 3 – 2 times, last: 5/6/21 vs MIL... **SHUTOUTS:** 3 – last: 8/8/21 vs NYM... **STRIKEOUTS:** 14 – 5/29/21 at TB... **WALKS:** 7 – 4/7/19 vs WSH... **LONGEST OUTING:** 9.0 inn. – 3 times, last: 8/8/21 vs NYM... **WINNING STREAK:** 7 games – 7/14-8/25/18... **LOSING STREAK:** 5 games – 2 times, last: 5/4-6/22/18... **SCORELESS STREAK:** 23.0 inn. – 7/24-8/10/18



WESTON WILSON

Infielder/Outfielder

B-T: R-R

HT: 6-4; **WT:** 215



OPENING DAY AGE: 29

BORN: September 11, 1994, High Point, NC

RESIDES: Nashville, TN

ML SERVICE: 20 days

HOW OBTAINED: Signed by Phillies as a minor league free agent, 1/3/23

 @westonwilson
 @Weston_Wilson8

2023

- Spent the majority of the season with Lehigh Valley (AAA), slashing .259/.363/.515 with an .878 OPS, 53 XBH (19 2B, 3 3B, 31 HR) and 86 RBI in 125 games
- Named an MiLB.com Organization All-Star
- Ranked 3rd in the International League in HR, 6th in runs scored (90), T-7th in RBI & SB (32), T-8th in XBH and 10th in SLG
- His 31 HR, 90 runs scored and 86 RBI led all Phillies minor leaguers
- Became the first player in Lehigh Valley history with 30+ HR and 30+ SB in a season
- Had his contract selected from Lehigh Valley on 8/6 and played 8 games over 3 stints with the Phillies
- Made his ML debut on 8/9 vs WSH and became the fifth Phillie to homer in his first career plate appearance (last, Marlon Anderson on 9/8/98 vs NYM)
- Became the ninth major leaguer and third Phillie since 1901 with a HR and 2 walks in his ML debut (last, Ricky Jordan on 7/17/88)
- Was the first Phillie since Jimmy Rollins (9/17/00) to reach base safely at least 3 times in his ML debut
- Was the first Phillie in the modern era (since 1901) with a HR and a SB in his ML debut and the 13th Phillie overall with a SB in his first career game
- His 6 walks were the most by a Phillie in his first 5 career games in the modern era

2022

- Spent his second full season with Nashville (AAA) in MiLB's system
- Hit 2 HR on 4/28 at St. Paul
- Went 3-for-5 with 2 doubles, 4 RBI and a walk on 5/15 at Jacksonville

2021

- Played for Nashville
- Had 28 extra-base hits (11 2B, 3B, 16 HR) and a career-best .548 SLG
- Named MiLB's Co-Minor League Player of the Month for June (24 G, .272 AVG, 5 HR)

- Missed the final month of the season after having thoracic outlet surgery on his right shoulder (Dr. Gregory Pearl)
- Following the season, played for Salt River in the Arizona Fall League

2020

- Did not play

2019

- Played in a career-high 127 games for Biloxi (AA)
- Named a Southern League All-Star and an MiLB.com Organization All-Star
- Finished T-2nd in the SL in runs (70), 4th in HR (19) and T-4th in games
- Named SL Player of the Week, 4/22-28
- Named MiLB's Minor League Player of the Month and SL Player of the Month for April (.295 AVG, 6 HR, 18 RBI)

2018

- Spent most of the season with Carolina (A), but also appeared in 12 games for Biloxi
- Selected as Carolina League Player of the Week, 4/23-29
- Named MiLB's Minor League Player of the Month and CL Player of the Month in July (.436 AVG, 5 HR, 23 RBI)
- Following the season, played for Peoria in the Arizona Fall League and hit .375 with 2 HR and 7 RBI in 13 games

2017

- Split the season between Carolina and Wisconsin (A)

2016

- Began pro career with Helena (R)
- Finished 4th in the Pioneer League in triples (7)
- Had 23 walks to 33 strikeouts and posted a .390 OBP

PERSONAL

Weston Graham Wilson... Married, wife's name is Madison... Attended Clemson University (SC)... 2013 graduate of Wesleyan Christian Academy (NC)... **Hobbies:** Drawing, woodworking, tattooing and golf... **Signed by:** Steve Smith

WESTON WILSON'S CAREER STATISTICS

YEAR	CLUB	AVG	G	AB	R	H	2B	3B	HR	RBI	SH	SF	HP	BB	SO	SB	CS	OBP	SLG	OPS	E
2016	Helena	.318	62	233	38	74	16	7	4	38	2	4	7	23	33	5	4	.390	.498	.887	6
2017	Carolina	.241	73	261	26	63	11	1	3	27	3	2	6	16	80	3	0	.298	.326	.624	5
	Wisconsin	.277	39	141	22	39	9	2	5	26	1	0	4	16	29	1	5	.366	.475	.842	5
2018	Carolina	.274	105	383	60	105	23	2	13	62	0	6	4	31	93	7	4	.330	.446	.777	5
	Biloxi	.239	12	46	5	11	1	0	1	3	0	0	0	3	7	1	1	.286	.326	.612	0
2019	Biloxi	.231	127	445	70	103	19	3	19	58	0	3	4	58	111	12	3	.324	.416	.739	11
2020	Did not play																				
2021	Nashville	.267	70	217	34	58	11	1	16	35	0	0	1	28	57	8	2	.354	.548	.902	7
2022	Nashville	.228	118	416	63	95	21	0	11	54	0	4	3	39	131	17	4	.297	.358	.655	7
2023	Lehigh Valley	.259	125	460	90	119	19	3	31	86	2	4	3	75	146	32	6	.363	.515	.878	7
	PHILLIES	.313	8	16	5	5	0	0	1	2	0	0	0	6	5	3	1	.500	.500	1.000	1
Minors Totals		.256	731	2602	408	667	130	19	103	389	8	23	32	289	687	86	29	.335	.440	.775	53
ML	Totals	.313	8	16	5	5	0	0	1	2	0	0	0	6	5	3	1	.500	.500	1.000	1

WILSON'S DIVISION SERIES STATISTICS

YEAR	CLUB, OPP	AVG	G	AB	R	H	2B	3B	HR	RBI	SH	SF	HB	BB	SO	SB	CS	OBP	SLG	OPS	E
2023	PHI, ATL	Did not play																			

WILSON'S CAREER TRANSACTIONS

- Selected by Milwaukee Brewers in 17th round of 2016 MLB Draft
- Signed by Philadelphia as a minor league free agent, January 3, 2023

WILSON'S CAREER FIELDING

POSITION	PCT	G	PO	A	E	TC	DP
Outfield	.667	5	2	0	1	3	0
First base	1.000	1	5	0	0	5	0
Second base	---	1	0	0	0	0	0
Third base	1.000	1	0	1	0	1	0

WILSON'S GAME HIGHS

HITS: 2 – 9/30/23 at NYM... **RUNS:** 3 – 8/9/23 vs WSH... **DOUBLES:** None... **TRIPLES:** 1 – 2 times, last: 5/20/23 vs CHI... **HOME RUNS:** 1 – 8/9/23 vs WSH... **RBI:** 1 – 2 times, last: 9/30/23 at NYM... **WALKS:** 2 – 2 times, last: 8/11/23 vs MIN... **STOLEN BASES:** 2 – 9/30/23 at NYM... **HITTING STREAK:** N/A



2023 REVIEW



2023 TEAM NOTES

REGULAR SEASON RECAP

The Phillies woke up on June 3 (the one-year anniversary of Rob Thomson's first game as manager) seven games under .500 at 25-32 and from that point on, went 65-40 with a .619 winning percentage that ranked T-3rd among all clubs in MLB (with BAL), behind only ATL (.676) and LAD (.625)... On Sept. 26, the Phillies clinched the top Wild Card spot and their second consecutive postseason appearance with a walk-off win over the Pirates... The Phillies slugged 220 home runs, which ranked 2nd in club history (224 in 2009) and set a franchise record with 121 home runs after the All-Star break... The Phillies had six different players with 20+ home runs, which set a franchise record... Zack Wheeler led all pitchers in MLB in fWAR (5.9) as Philadelphia's pitching combined for 24.4 fWAR which led MLB and was 6.3 wins in front of SD who ranked 2nd in the NL at 18.1 fWAR.

POSTSEASON RECAP

The Phillies made it to Game 7 of the National League Championship Series, the first Game 7 in the franchise's 140+ year history... After sweeping the Miami Marlins in the Wild Card Series and defeating the Atlanta Braves 3-1 in the National League Division Series for the second year in a row, Philadelphia faced the Arizona Diamondbacks in the NLCS... The Phillies took the first two games of the series at home, but Arizona responded by winning Games 3 & 4 at Chase Field... The Phillies won Game 5 to head back to Philadelphia with a 3-2 series lead... Arizona took Game 6 to force a Game 7 which they won, 4-2... Overall, the Phillies outscored the opposition 61-31 in the postseason and their +30 run differential ranks T-6th all-time among MLB clubs in a single postseason.

BEDLAM AT THE BANK

The Phillies went 6-2 in the postseason at Citizens Bank Park, outscoring the opposition 42-17 (+25) in 8 games... Philadelphia's offense combined to slash .270/.345/.556 with a .901 OPS in 291 plate appearances at CBP with 20 doubles and 18 home runs... The Phillies' .901 team OPS at CBP in the 2023 postseason ranks 3rd all-time among 41 teams to play at least 8 postseason games at home, trailing only the 2007 Red Sox (.941 OPS) and the 2002 Angels (.937 OPS)... Philadelphia's pitching combined to post a 2.00 ERA (16 ER, 72.0 IP) at CBP with 72 strikeouts while holding the 283 batters they faced to a .554 OPS... All time, the Phillies are 28-13 in the postseason at CBP with a .683 winning percentage that is the best in MLB history for any club to play 30+ postseason games at their home venue (Elias)... The Phils reached 25 postseason wins at CBP in only 36 games, which is tied for the fastest to 25 wins in MLB history at a home venue during the postseason with the Mets at Shea Stadium... The Phillies won 11 straight postseason games against the National League at home from 10/14/22 (NLDS G3 vs ATL) to 10/17/23 (NLCS G2 vs ARI), which is the longest such streak by either an NL or AL club against its own league in MLB history.

HOW'S THIS FOR STARTERS

In 13 postseason games, the Phillies starting rotation combined to post a 2.19 ERA (17 ER, 70.0 IP) with 77 strikeouts to only 9 walks (8.56 SO/BB ratio) while limiting the 268 batters they faced to a .195/.225/.304 slash line (.528 OPS)... In MLB history, among the 165 rotations with at least 50.0 innings in a single postseason, Philadelphia's .225 opponents OBP and 8.56 SO/BB ratio rank 1st, its 3.4% BB rate ranks 4th (3.3%) and its 28.7% SO rate and .528 opponents OPS rank 6th.

AMERICA'S TEAM

From May 7-July 6, the Phillies had a franchise-record 12-game winning streak against the American League which included wins over Boston (1), Toronto (2), Detroit (3), Oakland (3) and Tampa Bay (3)... The streak is tied for the 2nd-longest Interleague winning streak in MLB history (13 is the record) and was the longest since 2017 when the Dodgers won 13 straight against the American League.

ARMS RACE

The Phillies starting rotation led the National League with 899.0 innings pitched in 2023 which ranked 3rd in MLB, behind only SEA (901.1) and HOU (900.0)... Philadelphia's rotation put up 17.7 fWAR as a staff which ranked 1st among all MLB rotations (next: MIN, 16.5) and was 3.2 wins in front of the next closest NL club (SD, 14.5)... Consequently, Philadelphia's bullpen threw the fewest innings of any relief corps in MLB with 543.1, yet Phillies relief pitchers combined for 6.7 fWAR which was 3rd in MLB behind LAD (7.6) and BAL (7.5)... Combined (SP & RP), Phillies pitching put up 24.4 fWAR which was the best in MLB (next: TB, 20.6) and was 6.3 wins in front of SD who ranked 2nd in the NL with 18.1 fWAR.

ROAD WORK

The Phillies won 13 straight road games from June 13-July 7 which tied a franchise record that had also been achieved from April 17-June 2, 1976... When the streak started, the Phillies were 10 games under .500 on the road at 13-23 and they became the first team in MLB history to be 10 games or more under .500 on the road before winning 11+ straight to get back over .500... Philadelphia's 13-game road winning streak was the longest in MLB in 2023 and the longest since Atlanta won 13 straight on the road from July 29-Aug. 22, 2021.

CITIZENS BANK SPARK

The Phillies went 49-32 at CBP in 2023 with a +83 run differential (418-335) that was their best mark at home since they were +114 at home in 2011 (367-253)... They won 17 of their 26 home series, and their 49 wins and .605 winning percentage were both tied for 3rd-best in CBP history (since 2004), behind only the 2010 club (54-30, .643) and the 2011 team (52-39, .642)... The Phillies reached 3 million in attendance for the 9th time in the history of CBP and for the first time since 2013... Philadelphia saw their attendance increase by over 9,500 per game from the previous season, which was the most of any club in MLB.

ON THE PLUS SIDE

The Phillies set a franchise record and had a major league high seven players with an OPS+ of 104 or better who qualified for the batting title: Bryce Harper (146 OPS+), Kyle Schwarber (122 OPS+), Nick Castellanos (112 OPS+), Trea Turner (111 OPS+), Alec Bohm (108 OPS+), J.T. Realmuto (106 OPS+) and Bryson Stott (104 OPS+) – Brandon Marsh posted a 127 OPS+ but fell 30 plate appearances short of qualifying... The Phillies are one of only 40 teams in the Modern Era to have seven players qualify for the batting title and post an OPS+ of 104 or better (last: NYM in 2022).

ON THE MEND

Below is a list of all the Phillies' official IL stints in 2023:

Player	Injury	Date On	Date Off
Rhys Hoskins	Left ACL tear	3/29	
Nick Nelson	Left hamstring strain	3/27	5/3
Noah Song	Low back strain	3/27	7/29
C. Sánchez	Left triceps strain	3/27	4/22
Ranger Suárez	Left elbow strain	3/27	5/13
Bryce Harper	Recovering from right elbow reconstruction	3/27	5/2
Rafael Marchán	Right hamate fracture	3/30	6/20
Darick Hall	Right thumb sprain	4/6	6/19
Andrew Bellatti	Right tricep tendinitis	4/21	5/10
Cristian Pache	Right knee meniscus tear	4/29	6/16
José Alvarado	Left elbow inflammation	5/8	6/9
Alec Bohm	Left hamstring strain	5/31	6/11
S. Domínguez	Left oblique strain	6/16	7/25
José Alvarado	Left elbow inflammation	7/7	8/21
Josh Harrison	Right wrist contusion	7/9	7/21
Cristian Pache	Right elbow irritation	7/11	9/1
Brandon Marsh	Left knee contusion	8/6	8/20
Ranger Suárez	Right hamstring strain	8/16	9/1
Dylan Covey	Low back pain	9/28	
Erich Ulemer	Right flexor strain	9/30	

MAJOR LEAGUE STANDINGS

AL EAST	W	L	PCT	GB	L10	STRK	HOME	ROAD	RS	RA	DIFF
z-Baltimore	101	61	.623	-	6-4	L1	49-32	52-29	807	678	129
w-Tampa Bay	99	63	.611	2.0	6-4	W2	53-28	46-35	860	665	195
w-Toronto	89	73	.549	12.0	4-6	L2	43-38	46-35	746	671	75
NY Yankees	82	80	.506	19.0	6-4	L1	42-39	40-41	673	698	-25
Boston	78	84	.481	23.0	3-7	W1	39-42	39-42	772	776	-4
AL CENTRAL	W	L	PCT	GB	L10	STRK	HOME	ROAD	RS	RA	DIFF
y-Minnesota	87	75	.537	-	7-3	L1	47-34	40-41	778	659	119
Detroit	78	84	.481	9.0	7-3	W2	37-44	41-40	661	740	-79
Cleveland	76	86	.469	11.0	4-6	L2	42-39	34-47	662	697	-35
Chi White Sox	61	101	.377	26.0	3-7	L3	31-50	30-51	641	841	-200
Kansas City	56	106	.346	31.0	6-4	W1	33-48	23-58	676	859	-183
AL WEST	W	L	PCT	GB	L10	STRK	HOME	ROAD	RS	RA	DIFF
y-Houston	90	72	.556	-	6-4	W4	39-42	51-30	827	698	129
w-Texas	90	72	.556	-	6-4	L1	50-31	40-41	881	716	165
Seattle	88	74	.543	2.0	4-6	W1	45-36	43-38	758	659	99
LA Angels	73	89	.451	17.0	4-6	W1	38-43	35-46	739	829	-90
Oakland	50	112	.309	40.0	4-6	L1	26-55	24-57	585	924	-339
NL EAST	W	L	PCT	GB	L10	STRK	HOME	ROAD	RS	RA	DIFF
z-Atlanta	104	58	.642	-	7-3	L1	52-29	52-29	947	716	231
w-Philadelphia	90	72	.556	14.0	7-3	W1	49-32	41-40	796	715	81
w-Miami	84	78	.519	20.0	5-5	L1	46-35	38-43	666	723	-57
NY Mets	75	87	.463	29.0	4-6	L1	43-38	32-49	717	729	-12
Washington	71	91	.438	33.0	4-6	W1	34-47	37-44	700	845	-145
NL CENTRAL	W	L	PCT	GB	L10	STRK	HOME	ROAD	RS	RA	DIFF
y-Milwaukee	92	70	.568	-	6-4	W1	49-32	43-38	728	647	81
Chi Cubs	83	79	.512	9.0	4-6	L1	45-36	38-43	819	723	96
Cincinnati	82	80	.506	10.0	3-7	L2	38-43	44-37	783	821	-38
Pittsburgh	76	86	.469	16.0	5-5	W1	39-42	37-44	692	790	-98
St. Louis	71	91	.438	21.0	4-6	W2	35-46	36-45	719	829	-110
NL WEST	W	L	PCT	GB	L10	STRK	HOME	ROAD	RS	RA	DIFF
y-LA Dodgers	100	62	.617	-	6-4	W1	53-28	47-34	906	699	207
w-Arizona	84	78	.519	16.0	4-6	L4	43-38	41-40	746	761	-15
San Diego	82	80	.506	18.0	8-2	W5	44-37	38-43	752	648	104
San Francisco	79	83	.488	21.0	3-7	L1	45-36	34-47	674	719	-45
Colorado	59	103	.364	41.0	3-7	W1	37-44	22-59	721	957	-236

w - Clinched Wild Card; y - Clinched Division; z - Clinched Division and Best Record in League

WILD CARD STANDINGS

AMERICAN LEAGUE

DIVISION LEADERS	W	L	PCT	WCGB
East - Baltimore	101	61	.623	-
Central - Minnesota	87	75	.537	-
West - Houston	90	72	.556	-
WILD CARD	W	L	PCT	WCGB
w-Tampa Bay	99	63	.611	+10.0
w-Texas	90	72	.556	+1.0
w-Toronto	89	73	.549	-
Seattle	88	74	.543	1.0
NY Yankees	82	80	.506	7.0
Boston	78	84	.481	11.0
Detroit	78	84	.481	11.0
Cleveland	76	86	.469	13.0
LA Angels	73	89	.451	16.0
Chi White Sox	61	101	.377	28.0
Kansas City	56	106	.346	33.0
Oakland	50	112	.309	39.0

NATIONAL LEAGUE

DIVISION LEADERS	W	L	PCT	WCGB
East - Atlanta	104	58	.642	-
Central - Milwaukee	92	70	.568	-
West - LA Dodgers	100	62	.617	-
WILD CARD	W	L	PCT	WCGB
w-Philadelphia	90	72	.556	+6.0
w-Miami	84	78	.519	-
w-Arizona	84	78	.519	-
Chi Cubs	83	79	.512	1.0
Cincinnati	82	80	.506	2.0
San Diego	82	80	.506	2.0
San Francisco	79	83	.488	5.0
Pittsburgh	76	86	.469	8.0
NY Mets	75	87	.463	9.0
St. Louis	71	91	.438	13.0
Washington	71	91	.438	13.0
Colorado	59	103	.364	25.0

w - Clinched Wild Card

2023 SPRING TRAINING STATISTICS

PLAYER	AVG	G	AB	R	H	2B	3B	HR	RBI	SH	SF	HP	BB	SO	SB	CS	OBP	SLG	OPS	E
Alifano, M	.000	1	1	0	0	0	0	0	0	0	0	0	0	0	0	0	0.000	.000	.000	0
Bohm, A	.232	20	56	10	13	4	0	4	10	0	1	0	8	11	1	0	.323	.518	.841	3
Brito, E	.000	1	2	1	0	0	0	0	0	0	0	0	1	0	0	0	.000	.000	.000	0
Cannon, C	.143	8	7	3	1	0	0	0	0	0	0	2	0	2	0	0	.333	.143	.476	0
Carr, J	.000	1	1	0	0	0	0	0	0	0	0	0	0	0	0	0	.000	.000	.000	0
Castellanos, N	.235	19	51	6	12	3	0	3	10	0	0	0	11	16	0	0	.371	.471	.842	1
Castillo, C	.000	1	1	0	0	0	0	0	0	0	0	0	0	1	0	0	.000	.000	.000	0
Cave, J	.462	18	52	11	24	4	3	3	14	0	0	0	4	16	2	0	.500	.827	1.327	1
Clemens, K	.319	19	47	7	15	5	0	3	10	0	0	0	5	11	2	0	.385	.617	1.002	1
Conley, J	.200	10	10	1	2	0	0	0	1	0	0	0	6	0	0	0	.200	.200	.400	0
De Freitas, A	.000	1	1	0	0	0	0	0	0	0	0	0	0	1	0	0	.000	.000	.000	0
De La Cruz, C	.200	10	15	2	3	1	0	1	1	0	0	0	2	6	0	0	.294	.467	.761	0
Dunn, O	.333	4	3	0	1	0	0	0	0	0	0	0	1	0	0	0	.333	.333	.666	0
Fergus, C	.400	5	5	1	2	0	0	1	4	0	0	0	0	2	1	0	.400	1.000	1.400	0
Flores, W	.000	1	1	0	0	0	0	0	0	0	0	0	0	0	0	0	.000	.000	.000	0
Frischia, V	.125	5	8	3	1	1	0	0	2	0	0	0	3	4	0	0	.364	.250	.614	0
Garcia, A	.200	15	30	3	6	4	0	1	3	0	0	0	3	13	0	0	.273	.433	.706	2
Guthrie, D	.224	20	49	2	11	4	0	1	2	0	0	1	0	12	0	3	.240	.367	.607	0
Haley, J	.172	20	29	4	5	1	0	2	7	0	0	3	4	9	0	0	.333	.414	.747	1
Hall, D	.316	20	57	10	18	3	0	5	13	0	0	0	9	10	0	0	.409	.632	1.041	1
Harrison, J	.227	18	44	6	10	4	0	1	8	0	1	0	4	11	0	0	.286	.386	.672	1
Hicks, J	.243	17	37	4	9	2	0	0	3	0	0	0	3	9	1	0	.300	.297	.597	0
Hoskins, R	.375	12	32	7	12	2	0	4	10	0	0	2	5	9	0	0	.487	.813	1.300	0
Kingery, S	.340	18	47	11	16	2	0	1	4	0	0	1	5	13	2	0	.415	.447	.862	0
Lee Sang, M	.000	2	2	0	0	0	0	0	0	0	0	0	0	0	0	0	.000	.000	.000	0
Lee, H	.143	7	7	1	1	0	0	0	0	0	0	0	1	2	0	0	.250	.143	.393	1
Machin, V	.357	10	14	1	5	1	0	0	3	0	0	0	3	1	0	0	.471	.429	.900	0
Marchán, R	.000	6	10	2	0	0	0	0	0	0	0	0	2	4	0	0	.167	.000	.167	0
Marsh, B	.220	19	50	8	11	2	0	1	5	0	0	0	9	18	1	0	.339	.320	.659	1
Martin, C	.000	1	0	0	0	0	0	0	0	0	0	0	0	0	0	0	.000	.000	.000	0
Martinez, P	.250	11	16	3	4	0	0	0	1	0	0	0	1	7	1	0	.294	.250	.544	1
McDowell, M	.143	12	14	4	2	1	0	0	0	0	0	3	4	3	1	0	.429	.214	.643	0
Mejia, A	.000	1	0	1	0	0	0	0	0	0	0	1	0	0	0	0	1.000	.000	1.000	0
Minyety, F	.000	1	0	0	0	0	0	0	0	0	0	0	0	0	0	0	.000	.000	.000	0
Moore, C	.500	1	2	1	1	0	0	0	0	0	0	0	0	1	0	0	.500	.500	1.000	0
Muzziotti, S	.158	10	19	1	3	1	0	0	0	0	0	0	0	4	1	0	.158	.211	.369	0
Ortiz, J	.235	10	17	5	4	0	0	1	1	0	0	0	0	8	0	0	.235	.412	.647	0
Ortiz, L.F.	.000	10	2	0	0	0	0	0	0	0	0	0	0	1	0	0	.000	.000	.000	0
Peterson, D	.167	8	6	1	1	0	0	1	2	0	0	0	0	2	0	0	.167	.667	.834	0
Pineda, L	.667	3	3	2	2	0	0	1	1	0	0	0	0	0	0	0	.667	1.667	2.334	0
Podkul, N	.364	11	11	2	4	2	0	0	3	0	0	1	0	4	0	0	.417	.545	.962	0
Quirion, A	.000	1	1	0	0	0	0	0	0	0	0	0	0	1	0	0	.000	.000	.000	0
Radcliff, B	.000	4	4	0	0	0	0	0	0	0	0	0	1	3	0	0	.200	.000	.200	0
Realmuto, J	.333	7	18	2	6	0	0	1	3	0	0	1	1	8	0	0	.400	.500	.900	0
Rijo, W	.111	10	9	1	1	0	0	0	0	0	0	0	2	1	0	0	.273	.111	.384	0
Rincones Jr., G	.250	5	4	2	1	0	0	1	2	0	0	0	3	2	0	0	.571	1.000	1.571	0
Roberts, C	.182	10	11	2	2	0	0	1	3	0	0	0	4	6	0	0	.400	.455	.855	0
Rojas, J	.167	10	18	2	3	0	1	0	1	0	0	0	2	3	2	0	.250	.278	.528	0
Rosario, R	.000	1	2	1	0	0	0	0	0	0	0	0	0	2	0	0	.000	.000	.000	0
Schreffler, T	.000	2	2	0	0	0	0	0	0	0	0	0	0	0	1	0	.000	.000	.000	0
Schwarber, K	.231	9	26	4	6	3	0	1	3	0	0	0	3	12	0	0	.310	.462	.772	1
Sosa, E	.364	17	44	9	16	2	0	4	10	0	2	3	5	9	2	1	.444	.682	1.126	1
Stokes, M	.200	5	5	1	1	0	0	1	1	0	0	0	1	4	0	0	.333	.800	1.133	1
Stott, B	.211	18	57	7	12	1	1	2	4	0	0	0	2	11	2	0	.237	.368	.605	3
Stubbs, G	.100	7	20	2	2	1	0	0	0	0	0	0	0	7	0	0	.100	.150	.250	0
Tatum, M	.000	5	2	0	0	0	0	0	0	0	0	0	0	0	0	0	.000	.000	.000	0
Toffey, W	.231	16	26	3	6	1	0	1	2	0	1	0	3	10	0	0	.300	.385	.685	2
Turner, T	.478	8	23	5	11	1	0	2	7	0	0	0	0	2	1	0	.478	.783	1.261	0
Viloria, U	.000	1	0	0	0	0	0	0	0	0	0	0	0	0	0	0	.000	.000	.000	0
Ward, N	.000	6	6	2	0	0	0	0	0	0	0	1	0	2	0	0	.143	.000	.143	1
Whitley, G	.091	12	11	0	1	0	0	0	0	0	0	0	0	9	0	0	.091	.091	.182	0
Wilson, E	.200	5	5	2	1	0	0	1	4	0	0	1	0	2	0	0	.333	.800	1.133	0
Wilson, W	.289	20	38	4	11	3	0	2	9	0	0	1	6	15	2	0	.400	.526	.926	1
Wingrove, R	.000	1	1	0	0	0	0	0	0	0	0	0	0	0	0	0	.000	.000	.000	0
PHILLIES	.255	32	1092	173	279	59	5	51	167	0	5	21	119	328	23	4	.339	.459	.798	26
OPPONENTS	.256	32	1078	190	276	61	8	41	178	0	8	16	162	280	15	13	.359	.442	.801	22

2023 SPRING TRAINING STATISTICS

PLAYER	W-L	ERA	G	GS	CG	SHO	SV	IP	H	R	ER	HR	HB	BB	SO	WP	BK	AVG
Abel, M	0-0	0.00	2	1	0	0	0	3.0	1	0	0	0	0	2	2	0	0	.111
Adams, M	0-0	3.86	4	0	0	0	0	2.1	2	1	1	1	0	3	4	0	0	.222
Alvarado, J	0-0	0.00	5	0	0	0	0	4.2	0	0	0	0	0	3	5	0	0	.000
Appel, M	0-0	11.12	6	0	0	0	1	5.2	10	7	7	3	0	6	5	2	0	.385
Armenta, E	0-0	0.00	2	0	0	0	1	1.2	0	1	0	0	0	1	0	0	0	.000
Baker, A	1-1	31.50	3	0	0	0	0	2.0	3	7	7	1	0	4	2	0	0	.333
Barber, A	1-0	0.00	2	0	0	0	0	1.1	1	0	0	0	0	1	0	0	0	.250
Bellatti, A	0-0	0.00	9	1	0	0	0	9.2	3	0	0	0	0	6	12	0	0	.097
Bowden, B	0-0	6.43	7	0	0	0	1	7.0	8	5	5	3	0	7	9	2	0	.308
Brogdon, C	1-0	7.04	8	0	0	0	0	7.2	6	7	6	2	0	3	11	1	0	.200
Cobb, T	0-0	0.00	6	0	0	0	0	5.1	3	0	0	0	0	3	11	0	0	.158
Crouse, H	0-0	0.00	1	0	0	0	0	1.0	0	0	0	0	0	0	1	0	0	.000
Cruz, J	0-0	0.00	2	0	0	0	1	1.1	1	0	0	0	0	0	0	0	0	.200
Dominguez, S	0-0	3.24	9	1	0	0	0	8.1	5	3	3	1	0	2	9	0	0	.167
Falter, B	1-3	4.50	6	6	0	0	0	18.0	22	11	9	4	0	6	14	1	0	.297
Francisco, CA	0-0	0.00	1	0	0	0	0	0.1	0	0	0	0	0	0	1	1	0	.000
Garnett, T	0-0	6.75	2	0	0	0	0	1.1	1	1	1	0	1	4	2	0	0	.200
Head, L	0-0	11.12	6	0	0	0	0	5.2	11	7	7	2	3	3	2	0	0	.458
Hernandez, C	0-0	0.00	2	0	0	0	0	1.1	2	0	0	0	0	0	3	0	0	.333
Hernandez, J	0-2	19.29	3	0	0	0	0	2.1	3	6	5	2	0	2	2	0	0	.273
Jewell, J	0-0	9.82	8	0	0	0	0	7.1	14	13	8	2	2	5	4	0	0	.389
Killgore, K	0-0	3.00	5	0	0	0	0	3.0	3	1	1	0	1	3	0	1	0	.300
Kimbrel, C	1-0	1.13	8	0	0	0	0	8.0	8	1	1	0	0	3	13	0	0	.250
Kuhns, M	0-0	0.00	1	0	0	0	0	0.1	0	0	0	0	0	0	1	0	0	.000
Lehman, T	1-0	7.36	4	0	0	0	1	3.2	5	4	3	0	0	1	5	0	0	.313
Leverett, A	0-0	0.00	3	0	0	0	0	2.0	2	0	0	0	0	1	1	0	0	.333
Lindow, E	0-0	4.15	2	0	0	0	0	4.1	3	2	2	0	0	3	3	0	0	.188
Marconi, B	0-0	67.50	2	0	0	0	0	0.2	2	5	5	1	0	3	1	0	0	.500
Marte, Y	1-0	2.61	10	0	0	0	0	10.1	7	3	3	1	0	4	6	1	0	.194
Martinez, J	0-0	4.50	3	0	0	0	0	2.0	1	1	1	0	0	2	4	0	0	.167
McArthur, J	0-0	5.40	5	0	0	0	0	5.0	3	3	3	1	0	2	6	0	0	.167
McGarry, G	0-0	33.75	2	0	0	0	0	1.1	3	5	5	1	0	4	3	0	0	.429
McKay, T	0-0	9.00	2	0	0	0	0	2.0	3	2	2	0	1	1	3	0	0	.333
Moore, M	0-0	0.00	9	0	0	0	1	9.1	5	1	0	0	1	1	11	0	0	.156
Morales, F	0-0	3.38	3	0	0	0	0	2.2	3	4	1	0	0	4	2	0	0	.300
Nelson, N	0-0	9.00	2	1	0	0	0	2.0	3	2	2	1	0	2	3	0	0	.333
Nola, A	2-1	6.75	5	5	0	0	0	13.1	14	12	10	2	0	6	12	1	0	.269
Ortiz, L.F.	0-0	2.53	9	1	0	0	0	10.2	9	4	3	1	1	5	11	1	1	.231
Painter, A	0-0	4.50	1	1	0	0	0	2.0	3	1	1	0	0	0	1	0	0	.429
Perkins, J	0-0	0.00	1	0	0	0	0	0.1	0	0	0	0	0	0	0	0	0	.000
Plassmeyer, M	0-0	2.57	6	3	0	0	0	14.0	13	4	4	1	0	8	6	0	0	.250
Russell, M	0-0	0.00	2	0	0	0	0	2.0	1	0	0	0	0	1	3	0	0	.167
Sánchez, C	0-1	12.00	3	1	0	0	0	3.0	6	4	4	0	0	1	3	0	0	.375
Schultz, A	0-0	0.00	6	0	0	0	2	4.2	0	0	0	0	0	3	6	0	0	.000
Schulze, B	0-0	0.00	1	0	0	0	0	0.1	0	0	0	0	0	0	0	0	0	.000
Seelinger, M	0-0	54.00	4	0	0	0	0	1.1	5	8	8	2	0	4	1	0	0	.500
Skirrow, N	0-1	4.26	3	0	0	0	0	6.1	5	3	3	0	0	6	2	1	0	.227
Soto, G	0-1	11.57	5	0	0	0	0	4.2	6	6	6	0	0	3	9	0	0	.300
Strahm, M	1-1	3.60	6	3	0	0	0	10.0	7	4	4	2	0	5	11	0	1	.194
Sullivan, B	0-0	36.00	3	0	0	0	0	2.0	8	8	8	2	1	2	2	0	0	.571
Uelmen, E	2-0	5.59	10	0	0	0	0	9.2	9	6	6	3	0	6	8	1	0	.243
Vasquez, A	0-1	4.50	9	0	0	0	0	10.0	10	6	5	0	2	3	14	3	1	.256
Walker, J	1-0	0.00	7	1	0	0	0	7.1	4	2	0	0	0	3	6	0	0	.154
Walker, T	1-2	7.71	3	3	0	0	0	9.1	13	8	8	0	3	5	12	1	0	.333
Wheeler, Z	1-1	9.28	4	4	0	0	0	10.2	15	11	11	2	0	3	9	0	0	.319
Zarbnsky, B	1-0	0.00	6	0	0	0	0	3.2	1	0	0	0	0	3	3	1	0	.083
PHILLIES	16-15	5.45	32	32	0	0	8	279.1	276	190	169	41	16	162	280	18	3	.256
OPPONENTS	15-16	5.37	32	32	0	0	3	278.1	279	173	166	51	21	119	328	16	9	.255

2023 REVIEW

2023 FINAL STATISTICS

PLAYER	AVG	G	AB	R	H	2B	3B	HR	RBI	SH	SF	HP	BB	SO	SB	CS	OBP	SLG	OPS	E
Bohm, A	.274	145	558	74	153	244	0	20	97	0	6	5	42	94	4	1	.327	.437	.764	9
Castellanos, N	.272	157	626	79	170	298	2	29	106	0	6	3	36	185	11	2	.311	.476	.787	0
Castro, R	.100	14	30	2	3	3	0	0	2	0	0	0	2	12	0	0	.156	.100	.256	2
Cave, J	.212	65	184	18	39	64	1	5	21	1	2	1	15	55	3	0	.272	.348	.620	1
Clemens, K	.230	49	139	15	32	51	0	4	13	0	0	1	8	40	0	0	.277	.367	.644	1
Ellis, D	.217	12	23	4	5	11	0	2	4	0	0	0	6	7	0	1	.379	.478	.857	0
Guthrie, D	.167	23	24	4	4	5	0	0	0	0	0	1	3	7	0	0	.286	.208	.494	0
Hall, D	.167	18	54	2	9	13	0	1	3	0	0	0	2	18	0	0	.196	.241	.437	3
Harper, B	.293	126	457	84	134	228	1	21	72	0	4	5	80	119	11	3	.401	.499	.900	1
Harrison, J	.204	41	103	8	21	30	0	2	10	0	2	6	3	20	0	0	.263	.291	.554	1
Marsh, B	.277	133	404	58	112	185	6	12	60	1	4	4	59	144	10	2	.372	.458	.830	5
Pache, C	.238	48	84	12	20	35	1	2	11	1	0	0	10	27	2	3	.319	.417	.736	1
Realmutto, J	.252	135	489	70	123	221	5	20	63	0	5	9	35	138	16	5	.310	.452	.762	2
Rojas, J	.302	59	149	24	45	64	2	2	23	6	0	4	5	42	14	1	.342	.430	.772	2
Schwarber, K	.197	160	585	108	115	277	1	47	104	0	3	6	126	215	0	2	.343	.474	.817	5
Sosa, E	.251	104	279	34	70	119	2	10	30	2	1	9	8	74	4	2	.293	.427	.720	11
Stott, B	.280	151	585	78	164	245	2	15	62	1	8	7	39	100	31	3	.329	.419	.748	5
Stubbs, G	.204	41	113	15	23	32	1	1	12	1	0	2	9	29	2	0	.274	.283	.557	5
Turner, T	.266	155	639	102	170	293	5	26	76	0	1	6	45	150	30	0	.320	.459	.779	23
Wilson, W	.313	8	16	5	5	8	0	1	2	0	0	0	6	5	3	1	.500	.500	1.000	1
PHILLIES	.256	162	5541	796	1417	2426	29	220	771	13	42	69	539	1481	141	26	.327	.438	.765	91
OPPONENTS	.240	162	5493	715	1318	2179	23	185	683	14	43	54	470	1454	104	28	.304	.397	.701	75

PLAYER	W-L	ERA	G	GS	CG	SHO	SV	IP	H	R	ER	HR	HB	BB	SO	WP	BK	AVG
Alvarado, J	0-2	1.74	42	0	0	0	10	41.1	30	15	8	3	0	18	64	3	0	.196
Bellatti, A	1-0	5.11	27	0	0	0	0	24.2	25	15	14	4	0	12	25	0	0	.250
Brogdon, C	2-1	4.03	27	1	0	0	0	29.0	29	14	13	5	1	13	26	2	0	.264
Clemens, K	0-0	3.38	4	0	0	0	0	2.2	4	1	1	0	0	3	1	0	0	.333
Covey, D	1-3	3.69	28	1	0	0	0	39.0	43	20	16	3	2	16	27	0	0	.281
Dominguez, S	5-5	3.78	57	0	0	0	2	50.0	48	25	21	7	6	22	48	1	1	.246
Falter, B	0-7	5.13	8	7	0	0	0	40.1	50	30	23	7	0	8	28	0	0	.301
Harrison, J	0-0	27.00	2	0	0	0	0	1.2	8	5	5	0	0	2	0	0	0	.727
Hoffman, J	5-2	2.41	54	0	0	0	1	52.1	29	16	14	3	2	19	69	4	0	.158
Kerkering, O	1-0	3.00	3	0	0	0	0	3.0	3	1	1	0	0	2	6	0	0	.250
Kimbrel, C	8-6	3.26	71	0	0	0	23	69.0	44	28	25	10	4	28	94	4	2	.181
Lorenzen, M	4-2	5.51	11	7	1	1	1	47.1	49	32	29	9	0	20	28	0	0	.265
Marte, Y	1-1	5.03	40	0	0	0	2	39.1	47	27	22	6	1	17	38	0	0	.288
Moore, M	0-0	18.90	3	0	0	0	0	3.1	5	7	7	1	2	5	2	0	0	.357
Nelson, N	1-0	1.69	1	0	0	0	0	5.1	2	1	1	1	0	2	3	0	0	.111
Nola, A	12-9	4.46	32	32	0	0	0	193.2	178	105	96	32	1	45	202	2	0	.240
Ortiz, L.F.	0-0	3.32	14	0	0	0	1	19.0	23	7	7	1	0	5	16	0	0	.311
Plassmeyer, M	0-1	22.09	1	1	0	0	0	3.2	8	10	9	3	3	0	4	0	0	.400
Sánchez, C	3-5	3.44	19	18	0	0	0	99.1	88	44	38	16	3	16	96	3	0	.235
Soto, G	3-4	4.62	69	0	0	0	3	60.1	47	34	31	6	2	22	65	5	0	.210
Strahm, M	9-5	3.29	56	10	0	0	2	87.2	68	34	32	11	3	21	108	1	1	.213
Suárez, R	4-6	4.18	22	22	0	0	0	125.0	129	59	58	13	2	48	119	4	0	.267
Uelmen, E	0-0	36.00	1	0	0	0	0	1.0	3	4	4	0	0	2	1	0	0	.600
Vasquez, A	2-1	2.27	30	0	0	0	0	39.2	35	12	10	4	5	14	34	2	2	.235
Walker, T	15-6	4.38	31	31	0	0	0	172.2	155	87	84	20	8	71	138	3	1	.238
Wheeler, Z	13-6	3.61	32	32	0	0	0	192.0	168	82	77	20	9	39	212	1	0	.229
PHILLIES	90-72	4.03	162	162	1	4	45	1442.1	1318	715	646	185	54	470	1454	35	7	.240
OPPONENTS	72-90	4.71	162	162	1	10	47	1437.1	1417	796	752	220	69	539	1481	51	6	.256

PINCH HITTING

PLAYER	AVG	G	AB	H	TB	2B	3B	HR	RBI	SH	SF	HP	BB	IBB	SO	DP	OBP	SLG	OPS
Bohm, A	.667	3	3	2	2	0	0	0	1	0	0	0	0	0	0	0	.667	.667	1.334
Castellanos, N	.000	1	1	0	0	0	0	0	0	0	0	0	0	0	0	1	.000	.000	.000
Castro, R	.500	3	2	1	1	0	0	0	0	0	0	0	1	0	1	0	.667	.500	1.167
Cave, J	.143	8	7	1	1	0	0	0	1	0	0	0	1	0	3	0	.250	.143	.393
Clemens, K	.125	8	8	1	1	0	0	0	0	0	0	0	0	0	6	0	.125	.125	.250
Ellis, D	.000	3	2	0	0	0	0	0	0	0	0	0	1	0	0	0	.333	.000	.333
Guthrie, D	.000	1	1	0	0	0	0	0	0	0	0	0	0	0	1	0	.000	.000	.000
Hall, D	.000	4	4	0	0	0	0	0	0	0	0	0	0	0	1	0	.000	.000	.000
Harper, B	1.000	1	1	1	1	0	0	0	1	0	0	0	0	0	0	0	1.000	1.000	2.000
Harrison, J	.167	13	12	2	2	0	0	0	1	0	1	0	0	0	5	0	.154	.167	.321
Marsh, B	.429	11	7	3	7	1	0	1	3	0	0	1	3	0	3	0	.636	1.000	1.636
Pache, C	.143	10	7	1	4	0	0	1	2	0	0	0	3	0	3	0	.400	.571	.971
Realmutto, J	.000	5	4	0	0	0	0	0	0	0	0	0	1	0	2	0	.200	.000	.200
Rojas, J	.250	4	4	1	1	0	0	0	0	0	0	0	0	0	1	0	.250	.250	.500
Sosa, E	.167	6	6	1	4	0	0	1	1	0	0	0	0	0	3	0	.167	.667	.834
Stott, B	.333	7	6	2	5	0	0	1	2	0	0	0	1	0	1	0	.429	.833	1.262
Stubbs, G	.667	3	3	2	5	1	1	0	0	0	0	0	0	0	0	0	.667	1.667	2.334
Wilson, W	.000	2	1	0	0	0	0	0	0	0	0	0	1	0	0	0	.500	.000	.500
TOTALS	.228	66	79	18	34	2	1	4	12	0	1	1	12	0	30	1	.333	.430	.763

2023 REVIEW

RUNNERS IN SCORING POSITION

PLAYER	AVG	G	AB	H	TB	2B	3B	HR	RBI	SH	SF	HP	BB	IBB	SO	DP	OBP	SLG	OPS
Bohm, A	.344	108	151	52	71	7	0	4	71	0	6	2	13	1	23	4	.390	.470	.860
Castellanos, N	.281	111	171	48	85	14	1	7	70	0	6	0	7	0	57	5	.299	.497	.796
Castro, R	.111	8	9	1	1	0	0	0	2	0	0	0	0	0	2	0	.111	.111	.222
Cave, J	.250	42	52	13	17	4	0	0	13	1	2	0	5	0	11	2	.305	.327	.632
Clemens, K	.120	26	25	3	7	1	0	1	7	0	0	0	7	0	8	0	.313	.280	.593
Ellis, D	.000	3	3	0	0	0	0	0	1	0	0	0	2	0	3	0	.400	.000	.400
Guthrie, D	.000	5	5	0	0	0	0	0	0	0	0	0	1	0	2	0	.167	.000	.167
Hall, D	.067	12	15	1	1	0	0	0	2	0	0	0	2	0	5	1	.176	.067	.243
Harper, B	.272	90	103	28	40	3	0	3	44	0	4	1	27	7	25	4	.415	.388	.803
Harrison, J	.227	20	22	5	5	0	0	0	7	0	2	2	1	0	4	1	.296	.227	.523
Marsh, B	.310	87	100	31	49	7	1	3	48	0	4	1	20	2	33	2	.416	.490	.906
Pache, C	.231	18	26	6	11	2	0	1	7	0	0	0	2	0	6	1	.286	.423	.709
Realmutto, J	.205	101	127	26	41	8	2	1	38	0	5	4	13	3	34	4	.289	.323	.612
Rojas, J	.357	32	42	15	20	3	1	0	17	3	0	3	1	0	10	0	.413	.476	.889
Schwarber, K	.216	115	139	30	77	2	0	15	65	0	3	1	34	5	52	3	.367	.554	.921
Sosa, E	.216	57	74	16	23	4	0	1	19	1	1	6	1	0	22	3	.280	.311	.591
Stott, B	.277	98	137	38	56	6	0	4	45	1	8	2	11	1	21	4	.323	.409	.732
Stubbs, G	.316	17	19	6	10	1	0	1	12	1	0	1	4	0	5	0	.458	.526	.984
Turner, T	.241	106	145	35	54	6	2	3	44	0	1	1	15	2	44	2	.315	.372	.687
Wilson, W	.250	4	4	1	1	0	0	0	1	0	0	0	0	0	0	0	.250	.250	.500
TOTALS	.259	161	1369	355	569	68	7	44	513	7	42	24	166	21	367	36	.340	.416	.756

MISCELLANEOUS CLUB STATISTICS

	HOME		ROAD		TOTALS			HOME		ROAD		TOTALS	
	W	L	W	L	W	L		W	L	W	L	W	L
VS BALTIMORE	2	1	0	0	2	1	VS ATLANTA	1	5	4	3	5	8
VS BOSTON	1	2	0	0	1	2	VS MIAMI	2	4	4	3	6	7
VS NEW YORK	0	0	1	2	1	2	VS NEW YORK	6	1	1	5	7	6
VS TAMPA BAY	0	0	3	0	3	0	VS WASHINGTON	4	3	3	3	7	6
VS TORONTO	2	0	1	1	3	1	TOTALS VS NL EAST	13	13	12	14	25	27
TOTALS VS AL EAST	5	3	5	3	10	6	VS CHICAGO	2	1	3	0	5	1
VS CHICAGO	0	0	2	1	2	1	VS CINCINNATI	2	1	2	2	4	3
VS CLEVELAND	0	0	1	2	1	2	VS MILWAUKEE	1	2	1	2	2	4
VS DETROIT	3	0	0	0	3	0	VS PITTSBURGH	2	1	1	2	3	3
VS KANSAS CITY	2	1	0	0	2	1	VS ST. LOUIS	3	0	2	1	5	1
VS MINNESOTA	1	2	0	0	1	2	TOTALS VS NL CENTRAL	10	5	9	7	19	12
TOTALS VS AL CENTRAL	6	3	3	3	9	6	VS ARIZONA	1	2	3	1	4	3
VS HOUSTON	0	0	2	1	2	1	VS COLORADO	3	1	2	1	5	2
VS LOS ANGELES	2	1	0	0	2	1	VS LOS ANGELES	2	1	0	3	2	4
VS OAKLAND	0	0	3	0	3	0	VS SAN DIEGO	3	1	2	1	5	2
VS SEATTLE	2	1	0	0	2	1	VS SAN FRANCISCO	2	1	0	3	2	4
VS TEXAS	0	0	0	3	0	3	TOTALS VS NL WEST	11	6	7	9	18	15
TOTALS VS AL WEST	4	2	5	4	9	6	TOTALS VS NL	34	24	28	30	62	54
TOTALS VS AL	15	8	13	10	28	18	OVERALL TOTALS	49	32	41	40	90	72

DETAILED HITTING

	AVG	AB	R	H	HR	RBI	OPS
VS LEFT	.256	1665	242	426	76	240	.779
VS RIGHT	.256	3876	554	991	144	531	.759
INNING 1-6	.263	3783	545	994	160	528	.787
INNING 7+	.241	1758	251	423	60	243	.719
EXTRA INNINGS	.250	72	22	18	1	21	.699
BATTING #1	.225	654	106	147	37	93	.769
BATTING #2	.256	683	104	175	27	81	.741
BATTING #3	.258	621	99	160	29	86	.817
BATTING #4	.286	632	91	181	26	103	.822
BATTING #5	.228	610	94	139	27	86	.730
BATTING #6	.280	611	87	171	21	79	.796
BATTING #7	.265	586	82	155	24	91	.779
BATTING #8	.240	574	65	138	17	82	.708
BATTING #9	.265	570	68	151	12	70	.712
AS P	.000	2	0	0	0	0	.000
AS C	.242	595	84	144	21	75	.720
AS 1B	.255	591	84	151	28	90	.776
AS 2B	.275	633	79	174	15	64	.731
AS 3B	.240	603	70	145	17	83	.669
AS SS	.267	666	107	178	28	81	.789
AS LF	.215	573	100	123	35	85	.785
AS CF	.272	548	74	149	11	75	.770
AS RF	.260	645	75	168	29	104	.770
ALL OF	.249	1766	249	440	75	264	.775
AS DH (NOT PH)	.276	606	107	167	32	102	.870
AS PH (NOT DH)	.234	77	9	18	4	12	.760
ALL DH	.275	608	109	167	32	102	.870
ALL PH	.228	79	9	18	4	12	.764

TEAM HITTING

	AVG	AB	R	H	HR	RBI	OPS		AVG	AB	R	H	HR	RBI	OPS
HOME	.263	2709	418	712	117	410	.791	MARCH	.308	39	7	12	1	6	.982
AWAY	.249	2832	378	705	103	361	.741	APRIL	.270	966	119	261	32	115	.763
DAY	.262	2151	312	564	81	302	.777	MAY	.234	869	102	203	23	98	.681
NIGHT	.252	3390	484	853	139	469	.758	JUNE	.262	906	126	237	30	119	.748
GRASS	.255	4854	700	1238	201	681	.766	JULY	.247	858	120	212	27	117	.727
TURF	.261	687	96	179	19	90	.753	AUGUST	.286	932	176	267	59	173	.907
1ST HALF	.258	3072	401	794	99	385	.742	SEPTEMBER	.228	934	137	213	46	134	.738
2ND HALF	.252	2469	395	623	121	386	.794	OCTOBER	.324	37	9	12	2	9	.949
VS ARI	.282	262	44	74	8	42	.821	VS BAL	.250	96	12	24	2	12	.659
VS ATL	.217	442	58	96	19	58	.698	VS BOS	.262	103	13	27	3	13	.723
VS CHI	.248	202	31	50	9	30	.765	VS CLE	.184	98	13	18	2	11	.608
VS CIN	.294	248	36	73	7	35	.830	VS CWS	.233	103	12	24	3	12	.654
VS COL	.239	230	30	55	11	28	.762	VS DET	.222	90	12	20	3	12	.661
VS LAD	.239	201	23	48	4	22	.669	VS HOU	.240	104	12	25	5	11	.757
VS MIA	.251	451	64	113	15	64	.735	VS KC	.333	102	22	34	7	22	1.000
VS MIL	.200	195	21	39	9	21	.633	VS LAA	.301	103	26	31	10	26	1.060
VS NYM	.240	421	55	101	12	53	.675	VS MIN	.284	102	14	29	3	14	.795
VS PIT	.210	195	24	41	7	23	.705	VS NYY	.252	103	7	26	3	7	.663
VS SD	.277	253	39	70	11	38	.850	VS OAK	.207	111	12	23	4	11	.585
VS SF	.284	211	30	60	11	29	.872	VS SEA	.265	98	10	26	2	10	.631
VS STL	.315	203	38	64	9	35	.911	VS TB	.250	116	14	29	3	14	.669
VS WSH	.296	460	93	136	33	92	.945	VS TEX	.283	106	11	30	1	9	.814
								VS TOR	.235	132	20	31	4	17	.696

2023 REVIEW

TEAM PITCHING

	W-L	ERA	SV	IP	ER	BB	SO		W-L	ERA	SV	IP	ER	BB	SO
HOME	49-32	3.69	20	741.0	304	238	782	MARCH	0-1	11.25	0	8.0	10	6	8
ROAD	41-40	4.39	25	701.1	342	232	672	APRIL	15-13	4.11	8	245.0	112	91	256
DAY	37-25	3.90	22	560.1	243	183	572	MAY	10-16	4.99	6	225.1	125	75	231
NIGHT	53-47	4.11	23	882.0	403	287	882	JUNE	18-8	3.05	9	236.0	80	65	254
GRASS	79-64	4.00	37	1273.1	566	411	1295	JULY	14-11	3.58	8	226.0	90	66	208
TURF	11-8	4.26	8	169.0	80	59	159	AUGUST	17-10	3.81	5	243.0	103	76	225
1ST HALF	48-41	4.06	25	786.1	355	254	819	SEPTEMBER	15-13	4.50	9	250.0	125	89	264
2ND HALF	42-31	3.99	20	656.0	291	216	635	OCTOBER	1-0	1.00	0	9.0	1	2	8
VS ARI	4-3	4.50	3	64.0	32	22	65	VS BAL	2-1	3.33	1	27.0	10	7	29
VS ATL	5-8	4.81	4	118.0	63	34	111	VS BOS	1-2	4.00	1	27.0	12	6	25
VS CHI	5-1	3.33	2	54.0	20	19	65	VS CLE	1-2	3.81	1	26.0	11	7	24
VS CIN	4-3	4.87	1	61.0	33	33	60	VS CWS	2-1	3.12	2	26.0	9	5	23
VS COL	5-2	3.48	4	62.0	24	16	67	VS DET	3-0	0.67	1	27.0	2	10	35
VS LAD	2-4	8.77	0	51.1	50	27	61	VS HOU	2-1	2.08	1	26.0	6	4	26
VS MIA	6-7	3.74	4	118.0	49	36	108	VS KC	2-1	5.67	1	27.0	17	7	26
VS MIL	2-4	3.81	2	52.0	22	16	58	VS LAA	2-1	6.00	1	27.0	18	8	26
VS NYM	7-6	3.90	4	113.0	49	32	114	VS MIN	1-2	4.33	0	27.0	13	15	28
VS PIT	3-3	3.50	2	54.0	21	15	64	VS NYY	1-2	4.68	0	25.0	13	14	24
VS SD	5-2	4.85	2	65.0	35	33	51	VS OAK	3-0	1.20	2	30.0	4	4	36
VS SF	2-4	4.15	0	52.0	24	19	54	VS SEA	2-1	3.00	2	27.0	9	5	32
VS STL	5-1	2.21	2	53.0	13	19	52	VS TB	3-0	1.86	1	29.0	6	9	34
VS WSH	7-6	3.71	1	114.0	47	22	91	VS TEX	0-3	9.38	0	24.0	25	12	26
								VS TOR	3-1	2.25	0	36.0	9	14	39

DETAILED FIELDING

PITCHER

PLAYER	PCT	G	TC	PO	A	E	DP	TP
Alvarado, J	.000	42	0	0	0	0	0	0
Bellatti, A	1.000	27	1	1	0	0	0	0
Brogdon, C	1.000	27	5	2	3	0	0	0
Clemens, K	1.000	4	1	1	0	0	0	0
Covey, D	1.000	28	4	3	1	0	0	0
Dominguez, S	.700	57	10	4	3	3	1	0
Falter, B	1.000	8	7	1	6	0	0	0
Harrison, J	.000	2	0	0	0	0	0	0
Hoffman, J	1.000	54	8	4	4	0	0	0
Kerkering, O	.000	3	0	0	0	0	0	0
Kimbrel, C	.667	71	3	2	0	1	0	0
Lorenzen, M	.750	11	8	3	3	2	0	0
Marte, Y	1.000	40	3	1	2	0	0	0
Moore, M	.000	3	0	0	0	0	0	0
Nelson, N	.500	1	2	0	1	1	0	0
Nola, A	.964	32	28	11	16	1	2	0
Ortiz, L.F.	1.000	14	1	0	1	0	0	0
Plassmeyer, M	1.000	1	1	0	1	0	0	0
Sánchez, C	.929	19	14	3	10	1	2	0
Soto, G	.875	69	8	2	5	1	0	0
Strahm, M	.923	56	13	5	7	1	0	0
Suárez, R	.964	22	28	6	21	1	3	0
Uelmen, E	.000	1	0	0	0	0	0	0
Vasquez, A	1.000	30	6	2	4	0	0	0
Walker, T	1.000	31	33	10	23	0	1	0
Wheeler, Z	.969	32	32	16	15	1	1	0

CATCHER

PLAYER	PCT	G	TC	PO	A	E	DP	TP	PB
Realmuto, J	.998	133	1225	1190	33	2	8	0	6
Stubbs, G	.984	40	307	294	8	5	5	0	2

FIRST BASE

PLAYER	PCT	G	TC	PO	A	E	DP	TP
Bohm, A	.990	80	486	441	40	5	41	0
Cave, J	1.000	17	116	112	4	0	8	0
Clemens, K	.996	39	284	258	25	1	19	0
Ellis, D	1.000	6	29	26	3	0	5	0
Hall, D	.974	16	117	109	5	3	11	0
Harper, B	.996	36	279	258	20	1	20	0
Wilson, W	1.000	1	5	5	0	0	0	0

SECOND BASE

PLAYER	PCT	G	TC	PO	A	E	DP	TP
Castro, R	.917	4	12	5	6	1	3	0
Harrison, J	.976	11	42	16	25	1	7	0
Sosa, E	1.000	4	11	5	6	0	1	0
Stott, B	.992	149	602	235	362	5	72	0
Wilson, W	.000	1	0	0	0	0	0	0

THIRD BASE

PLAYER	PCT	G	TC	PO	A	E	DP	TP
Bohm, A	.978	90	179	43	132	4	9	0
Castro, R	.900	8	10	0	9	1	0	0
Ellis, D	1.000	4	5	2	3	0	1	0
Guthrie, D	1.000	1	1	1	0	0	0	0
Harrison, J	1.000	16	35	12	23	0	4	0
Sosa, E	.946	82	202	57	134	11	7	0
Wilson, W	1.000	1	1	0	1	0	0	0

SHORTSTOP

PLAYER	PCT	G	TC	PO	A	E	DP	TP
Clemens, K	1.000	1	1	1	0	0	0	0
Sosa, E	1.000	18	51	22	29	0	9	0
Turner, T	.960	153	568	176	369	23	60	0

LEFT FIELD

PLAYER	PCT	G	TC	PO	A	E	DP	TP
Cave, J	.978	35	46	44	1	1	1	0
Guthrie, D	.000	12	0	0	0	0	0	0
Harrison, J	1.000	6	5	5	0	0	0	0
Marsh, B	.962	29	26	24	1	1	0	0
Pache, C	.957	24	23	22	0	1	0	0
Schwarber, K	.971	103	173	166	2	5	0	0
Stubbs, G	.000	1	0	0	0	0	0	0
Wilson, W	1.000	4	2	2	0	0	0	0

CENTER FIELD

PLAYER	PCT	G	TC	PO	A	E	DP	TP
Cave, J	1.000	1	3	3	0	0	0	0
Guthrie, D	1.000	7	22	20	2	0	2	0
Marsh, B	.984	108	245	241	0	4	0	0
Pache, C	1.000	19	37	35	2	0	0	0
Rojas, J	.986	57	140	135	3	2	2	0
Sosa, E	.000	1	0	0	0	0	0	0

RIGHT FIELD

PLAYER	PCT	G	TC	PO	A	E	DP	TP
Castellanos, N	1.000	148	264	254	10	0	4	0
Cave, J	1.000	11	15	14	1	0	0	0
Clemens, K	1.000	1	1	1	0	0	0	0
Guthrie, D	1.000	2	1	1	0	0	0	0
Harrison, J	.000	2	0	0	0	0	0	0
Marsh, B	1.000	7	9	9	0	0	0	0
Pache, C	1.000	3	6	6	0	0	0	0
Wilson, W	.000	1	1	0	0	1	0	0

HIGHS & LOWS

TEAM BATTING

Most runs, game, Phillies: 19 – 7/1 vs WSH
Most runs, game, opponent: 16 – 4/1 at TEX
Most runs, inning, Phillies: 9 – 4/16 at CIN (1st)
Most runs, inning, opponent: 9 – 3/30 at TEX (4th)
Most hits, game, Phillies: 23 – 4/16 at CIN
Most hits, game, opponent: 20 – 5/28 at ATL
Most hits, inning, Phillies: 8 – 4/16 at CIN (1st)
Most hits, inning, opponent: 7 – 2 times, last: 5/28 at ATL (1st)
Most doubles, game, Phillies: 6 – 2 times, last: 8/25 vs STL
Most doubles, game, opponents: 6 – 2 times, last: 5/13 at COL
Most triples, game, Phillies: 3 – 3/30 at TEX
Most triples, game, opponent: 2 – 2 times, last: 6/12 at ARI
Most home runs, game, Phillies: 5 – 4 times, last: 9/18 at ATL
Most home runs, game, opponent: 4 – 3 times, last: 8/12 vs MIN
Most extra-base hits, Phillies: 9 – 4 times, last: 9/4 at SD
Most extra-base hits, opponent: 8 – 9/11 (gm 1) vs ATL
Most stolen bases, Phillies: 5 – 7/23 at CLE
Most stolen bases, opponent: 4 – 2 times, last: 9/4 at SD
Most sacrifice flies, Phillies: 2 – 4 times, last: 8/16 at TOR
Most sacrifice flies, opponent: 3 – 4/1 at TEX
Most sacrifice hits, Phillies: 1 – multiple times
Most sacrifice hits, opponent: 2 – 6/17 at OAK
Most walks, Phillies: 10 – 2 times, last: 9/20 at ATL
Most walks, opponent: 9 – 2 times, last: 4/9 vs CIN
Most strikeouts, Phillies: 15 – 3 times, last: 9/11 (gm 1) vs ATL
Most strikeouts, opponent: 15 – 3 times, last: 6/25 vs NYM

INDIVIDUAL BATTING

Most runs, game: 4 – Ellis, 6/4 at WSH
Most hits, game: 4 – 8 times, last: Stott, 9/4 at SD
Most doubles, game: 2 – multiple times
Most triples, game: 1 – multiple times
Most home runs, game: 2 – multiple times
Most extra-base hits, game: 3 – 5 times, last: Harper, 9/27 vs PIT
Most RBI, game: 6 – 3 times, last: Bohm, 7/1 vs WSH
Most walks, game: 4 – 2 times, last: Marsh, 8/30 vs LAA
Most sacrifice flies, game: 1 – multiple times
Most sacrifice hits, game: 1 – multiple times
Most hit-by-pitch, game: 2 – 3 times, last: Harper, 8/19 at WSH
Most stolen bases, game: 3 – 2 times, last: Stott, 7/23 at CLE
Most caught stealing, game: 1 – multiple times
Longest hit streak: 17 games – Stott, 3/30-4/18 (gm 1)
Longest HR streak: 5 games – Turner, 8/28-9/2
Longest on-base streak: 23 games – Turner, 8/16-9/12
Longest RBI streak: 10 games – Turner, 8/26-9/8
Longest run scored streak: 8 games – 2 times, last: Harper, 9/17-24
Longest walk streak: 10 games – Schwarber, 4/9-18 (gm 2)
Longest stolen base streak: 2 games – 10 times, last: Stott, 9/24-26
Hit for the cycle: Realmuto, 6/12 at ARI
Steal of home: N/A

INDIVIDUAL PITCHING

Most innings, game, starter: 9.0 – Lorenzen, 8/9 vs WSH
Most innings, game, reliever: 5.1 – Nelson, 10/1 at NYM
Most strikeouts, game, starter: 12 – 3 times, last: Nola, 7/4 at TB
Most strikeouts, game, reliever: 6 – Covey, 5/23 vs ARI
Most walks, game, starter: 6 – Walker, 8/12 vs MIN
Most walks, game, reliever: 3 – 6 times, last: Lorenzen, 9/19 at ATL

Most home runs allowed, game: 3 – 5 times, last: Plassmeyer, 9/30 (gm 2) at NYM
Most complete games: 1 – Lorenzen, 8/9 vs WSH
Most shutouts: 1 – Lorenzen, 8/9 vs WSH
Low-hit complete game: 0 – Lorenzen, 8/9 vs WSH
Longest scoreless streak, starter: 17.0 inn. – Suárez, 6/9-20
Longest scoreless streak, reliever: 16.0 inn. – Kimbrel, 6/11-7/18
Longest winning streak, starter: 7 games – Walker, 6/6-7/15 (gm 2)
Longest winning streak, reliever: 6 games – Strahm, 5/12-8/10
Longest losing streak, starter: 6 games – Falter, 4/2-5/6
Longest losing streak, reliever: 3 games – 2 times, last: Kimbrel, 8/23-9/12
Longest saves streak: 16 games – Kimbrel, 4/7-7/18

TEAM & INDIVIDUAL FIELDING

Most errors, game, team: 3 – 4 times, last: 9/15 at STL
Most errors, game, individual: 2 – 2 times, last: Turner, 9/15 at STL
Most double plays turned, game, Phillies: 3 – 5 times, last: 8/21 vs SF
Most double plays turned, game, opponent: 4 – 9/5 at SD
Last triple play turned, Phillies: N/A
Most outfield assists, team: 1 – multiple times
Most outfield assists, individual: 1 – multiple times
Most catcher caught stealing, team: 1 – multiple times
Most catcher caught stealing, individual: 1 – multiple times

TEAM MISCELLANEOUS

Longest winning streak: 7 games – 9/20-27
Longest losing streak: 6 games – 4/30-5/6
Longest game, innings: 12 – 3 times, last: 8/2 at MIA
Longest game, time (9 inn.): 3:31 – 9/4 at SD
Longest game, time (extra inn.): 4:06 – 8/2 at MIA
Longest delay: 2:56 – 7/16 vs SD
Shortest game, innings: 9 – multiple times
Shortest game, time (9 inn.): 2:04 – 4/27 vs SEA
Shortest game, time (less than 9 inn.): N/A
Largest margin of victory: 15 runs – 7/1 vs WSH (19-4)
Largest margin of defeat: 13 runs – 2 times, last: 4/15 at CIN (13-0)
Come-from-behind wins: 44 – last: 9/27 vs PIT
Largest deficit overcome: 5 runs – 2 times, last: 9/27 vs PIT
Walk-off wins: 10 – last: 9/26 vs PIT
Extra-inning games: 17 (10-7) – last: 9/26 vs PIT (W, 3-2)
One-run games: 53 (29-24) – last: 9/30 (gm 1) at NYM (L, 4-3)
Shutout wins: 4 – last: 8/27 vs STL (3-0)
Shutout losses: 10 – last: 9/5 at SD (8-0)
Most games above .500: 20 – 9/27 vs PIT (89-69)
Most games under .500: 7 – 6/2 at WSH (25-32)
Doubleheader record: 5-5 record; Sweeps (1)/Splits (3)/Swept (1)
Largest crowd (CBP): 44,669 – 5/7 vs BOS
Largest crowd (Road): 43,216 – 5/25 at ATL
Phillies replay challenges/overturned: 40/22
Phillies pitch timer violations: Kimbrel-13, Castellanos-3, Harper-2, Pache-2, Realmuto-2, Schwarber-2, Vasquez-2, Walker-2, Wheeler-2, Alvarado-1, Bohm-1, Castro-1, Cave-1, Covey-1, Hoffman-1, Kerker-1, Nola-1, Soto-1, Suárez-1

TRANSACTIONS

MARCH

- 3/29** OF Cristian Pache acquired from Oakland Athletics
INF Rhys Hoskins placed on 60-day IL with a left ACL tear
- 3/30** RHP Nick Nelson placed on 15-day IL (retro to 3/27) with a left hamstring strain
RHP Noah Song reinstated from military list and placed on 15-day IL (retro to 3/27) with a low back strain
LHP Christopher Sánchez placed on 15-day IL (retro to 3/27) with a left triceps strain
LHP Ranger Suárez placed on 15-day IL (retro to 3/27) with a left elbow strain
OF Bryce Harper placed on 10-day IL (retro to 3/27) recovering from right elbow reconstruction/repair
C Rafael Marchán placed on 60-day IL with a right hamate fracture
OF Dalton Guthrie optioned to Lehigh Valley (AAA)

APRIL

- 4/3** RHP Yunior Marte optioned to Lehigh Valley (AAA)
- 4/4** RHP McKinley Moore contract selected from Lehigh Valley (AAA)
OF Jhailyn Ortiz designated for assignment
- 4/7** INF Darick Hall placed on 10-day IL (retro to 4/6) with a right thumb sprain
INF Kody Clemens recalled from Lehigh Valley (AAA)
- 4/8** OF Jhailyn Ortiz cleared waivers and was outrighted to Lehigh Valley (AAA)
- 4/15** RHP McKinley Moore optioned to Lehigh Valley (AAA)
- 4/16** RHP Luis Ortiz recalled from Lehigh Valley (AAA)
- 4/18** RHP Yunior Marte added as additional player for doubleheader
RHP Yunior Marte returned to Lehigh Valley (AAA)
- 4/22** RHP Andrew Bellatti placed on 15-day IL (retro to 4/21) with right triceps tendinitis
LHP Christopher Sánchez reinstated from 15-day IL and optioned to Lehigh Valley (AAA)
- 4/23** RHP Yunior Marte recalled from Lehigh Valley (AAA)
- 4/29** OF Cristian Pache placed on 10-day IL with right knee meniscus tear
OF Dalton Guthrie recalled from Lehigh Valley (AAA)

MAY

- 5/1** OF Jake Cave optioned to Lehigh Valley (AAA)
- 5/2** DH Bryce Harper reinstated from 10-day IL
- 5/3** RHP Yunior Marte optioned to Lehigh Valley (AAA)
RHP Nick Nelson reinstated from 15-day IL and optioned to Reading (AA)
- 5/4** RHP Jeff Hoffman contract selected from Lehigh Valley (AAA)
RHP James McArthur designated for assignment
- 5/10** LHP José Alvarado placed on 15-day IL (retro to 5/8) with left elbow inflammation
RHP Andrew Bellatti reinstated from 15-day IL
- 5/12** RHP Luis Ortiz optioned to Lehigh Valley (AAA)
- 5/13** LHP Ranger Suárez reinstated from 15-day IL
- 5/16** RHP Erich Uelmen recalled from Lehigh Valley (AAA)
LHP Bailey Falter optioned to Lehigh Valley
- 5/19** RHP Erich Uelmen optioned to Lehigh Valley (AAA)
- 5/20** RHP Yunior Marte recalled from Lehigh Valley (AAA)
RHP Dylan Covey claimed off waivers from Los Angeles Dodgers
INF Darick Hall transferred to 60-day IL
- 5/22** RHP Andrew Bellatti optioned to Lehigh Valley (AAA)
- 5/26** OF Cal Stevenson claimed off waivers from San Francisco Giants
RHP Noah Song transferred to 60-day IL

JUNE

- 6/1** INF Alec Bohm placed on 10-day IL (retro to 5/31) with a left hamstring strain
INF Drew Ellis contract selected from Lehigh Valley (AAA)
OF Cal Stevenson designated for assignment
- 6/7** OF Cal Stevenson cleared waivers and was outrighted to Lehigh Valley (AAA)
- 6/9** LHP José Alvarado reinstated from 15-day IL
RHP Connor Brogdon optioned to Lehigh Valley (AAA)
- 6/11** INF Alec Bohm reinstated from 10-day IL
INF Drew Ellis optioned to Lehigh Valley (AAA)
- 6/13** RHP Luis Ortiz recalled from Lehigh Valley (AAA)
RHP Yunior Marte optioned to Lehigh Valley (AAA)
- 6/15** OF Dalton Guthrie optioned to Lehigh Valley (AAA)
- 6/16** OF Cristian Pache reinstated from 10-day IL

STARTERS BY BATTING ORDER

- 1st** Schwarber – 108; Stott – 39; Turner – 15
- 2nd** Turner – 113; Bohm – 20; Castellanos – 16; Schwarber – 10; Sosa – 2; Stott – 1
- 3rd** Harper – 85; Castellanos – 38; Schwarber – 20; Realmuto – 9; Bohm – 8; Stott – 1; Turner – 1
- 4th** Castellanos – 80; Harper – 40; Bohm – 20; Realmuto – 8; Turner – 8; Hall – 4; Marsh – 1; Schwarber – 1
- 5th** Stott – 57; Realmuto – 45; Schwarber – 21; Bohm – 16; Marsh – 15; Castellanos – 4; Turner – 2; Pache – 1; Sosa – 1
- 6th** Realmuto – 56; Stott – 34; Bohm – 29; Turner – 11; Marsh – 10; Castellanos – 6; Harrison – 6; Sosa – 3; Castro – 2; Cave – 1; Clemens – 1; Ellis – 1; Hall – 1; Wilson – 1
- 7th** Bohm – 49; Marsh – 29; Sosa – 16; Realmuto – 12; Harrison – 10; Castellanos – 9; Cave – 9; Clemens – 9; Stott – 8; Wilson – 3; Ellis – 2; Turner – 2; Castro – 1; Hall – 1; Rojas – 1; Stubbs – 1
- 8th** Marsh – 49; Sosa – 26; Cave – 24; Clemens – 19; Stubbs – 10; Hall – 7; Rojas – 5; Harrison – 4; Pache – 4; Stott – 4; Castellanos – 3; Turner – 3; Ellis – 2; Castro – 1; Wilson – 1
- 9th** Rojas – 34; Sosa – 30; Stubbs – 21; Pache – 19; Cave – 18; Marsh – 13; Clemens – 8; Guthrie – 8; Harrison – 6; Castro – 2; Ellis – 2; Hall – 1

TRANSACTIONS

- 6/17** RHP Seranthony Domínguez placed on 15-day IL (retro to 6/16) with a left oblique strain
RHP Yunior Marte recalled from Lehigh Valley (AAA)
RHP Luis Ortiz optioned to Lehigh Valley (AAA)
LHP Christopher Sánchez recalled from Lehigh Valley
- 6/19** INF Darick Hall reinstated from 60-day IL and optioned to Lehigh Valley (AAA)
OF Dalton Guthrie designated for assignment
- 6/20** C Rafael Marchán reinstated from 60-day IL and optioned to Lehigh Valley (AAA)
LHP Michael Plassmeyer released
- 6/22** OF Dalton Guthrie traded to San Francisco Giants

JULY

- 7/2** INF Darick Hall recalled from Lehigh Valley (AAA)
INF Kody Clemens optioned to Lehigh Valley (AAA)
- 7/9** LHP José Alvarado placed on 15-day IL (retro to 7/7) with left elbow inflammation
RHP Andrew Bellatti recalled from Lehigh Valley (AAA)
- 7/12** INF Josh Harrison placed on 10-day IL (retro to 7/9) with a right wrist contusion
- 7/14** INF Drew Ellis recalled from Lehigh Valley (AAA)
OF Johan Rojas recalled from Reading (AA)
OF Cristian Pache placed on 10-day IL (retro to 7/11) with right elbow irritation
- 7/15** RHP Luis Ortiz added as additional player for doubleheader
RHP Luis Ortiz returned to Lehigh Valley (AAA)
- 7/20** INF Darick Hall optioned to Lehigh Valley (AAA)
- 7/21** INF Josh Harrison reinstated from 10-day IL
OF Jake Cave recalled from Lehigh Valley (AAA)
INF Drew Ellis optioned to Lehigh Valley (AAA)
- 7/25** RHP Seranthony Domínguez reinstated from 15-day IL
RHP Andrew Bellatti optioned to Lehigh Valley (AAA)
- 7/29** RHP Noah Song reinstated from 60-day IL and designated for assignment

AUGUST

- 8/1** RHP Michael Lorenzen acquired from Detroit Tigers
INF Josh Harrison designated for assignment
INF Rodolfo Castro acquired from Pittsburgh Pirates
- 8/2** LHP Andrew Vasquez designated for assignment
INF Josh Harrison released
- 8/4** LHP Andrew Vasquez claimed off waivers by Detroit Tigers
RHP Noah Song cleared waivers and returned to Boston Red Sox

- 8/6** OF Brandon Marsh placed on 10-day IL with a left knee contusion
INF/OF Weston Wilson contract selected from Lehigh Valley (AAA)
- 8/8** RHP Luis Ortiz added as additional player for doubleheader
RHP Luis Ortiz returned to Lehigh Valley (AAA)
- 8/13** RHP Luis Ortiz recalled from Lehigh Valley (AAA)
RHP Yunior Marte optioned to Lehigh Valley (AAA)
- 8/19** LHP Ranger Suárez placed on 15-day IL (retro to 8/16) with a right hamstring strain
RHP Andrew Bellatti recalled from Lehigh Valley (AAA)
- 8/20** OF Brandon Marsh reinstated from 10-day IL and added as additional player for Little League Classic
INF/OF Weston Wilson optioned to Lehigh Valley (AAA)
- 8/21** LHP José Alvarado reinstated from 15-day IL
RHP Luis Ortiz optioned to Lehigh Valley (AAA)

SEPTEMBER

- 9/1** LHP Ranger Suárez reinstated from 15-day IL
OF Cristian Pache reinstated from 10-day IL
- 9/5** INF Trea Turner placed on paternity list
INF/OF Weston Wilson recalled from Lehigh Valley (AAA)
- 9/7** INF Trea Turner reinstated from paternity list
INF/OF Weston Wilson optioned to Lehigh Valley (AAA)
- 9/11** RHP Yunior Marte recalled from Lehigh Valley (AAA)
RHP Andrew Bellatti optioned to Lehigh Valley (AAA)
- 9/22** RHP Orion Kerkering contract selected from Lehigh Valley (AAA)
RHP Yunior Marte optioned to Lehigh Valley (AAA)
INF Drew Ellis designated for assignment
- 9/24** INF Drew Ellis cleared waivers and outrighted to Lehigh Valley (AAA)
- 9/30** RHP Dylan Covey placed on 15-day IL (retro to 9/28) with low back pain
RHP Luis Ortiz recalled from Lehigh Valley (AAA)
INF/OF Weston Wilson recalled from Lehigh Valley (AAA)
INF Rodolfo Castro optioned to spring training complex
LHP Michael Plassmeyer contract selected from Lehigh Valley (AAA)
RHP Erich Uelmen recalled from Lehigh Valley (AAA) and placed on 60-day IL with a right flexor strain
RHP Luis Ortiz optioned to spring training complex
LHP Michael Plassmeyer optioned to spring training complex
- 10/1** RHP Nick Nelson recalled from Lehigh Valley (AAA)

STARTERS BY FIELDING POSITION

C	Realmuto – 130; Stubbs – 32
1B	Bohm – 59; Harper – 36; Clemens – 35; Cave – 14; Hall – 14; Ellis – 3; Wilson – 1
2B	Stott – 144; Harrison – 11; Sosa – 4; Castro – 3
SS	Turner – 153; Sosa – 9
3B	Bohm – 80; Sosa – 65; Harrison – 9; Ellis – 4; Castro – 3; Wilson – 1
LF	Schwarber – 103; Cave – 31; Marsh – 13; Pache – 8; Harrison – 4; Wilson – 2; Guthrie – 1
CF	Marsh – 100; Rojas – 40; Pache – 14; Guthrie – 7; Cave – 1
RF	Castellanos – 148; Cave – 6; Marsh – 3; Pache – 2; Clemens – 1; Harrison – 1; Wilson – 1
P	Nola – 32; Wheeler – 32; Walker – 31; Suárez – 22; Sánchez – 18; Strahm – 10; Falter – 7; Lorenzen – 7; Brogdon – 1; Covey – 1; Plassmeyer – 1
DH	Harper – 89; Schwarber – 57; Castellanos – 8; Bohm – 3; Turner – 2; Clemens – 1; Harrison – 1; Marsh – 1

2023 DAY BY DAY

GAME #	DATE	DAY	D/N	CLUB	W-L	SCORE	WP / LP / SAVE	ATTEND	HOME DATE	HOME TOTAL	TIME	POS	GA/GB	RECORD
1	3/30	Thu	D	at TEX	L	11-7	Ragans / SOTO (0-1)	38,387			3:04	T3	1.0	0-1
2	4/1	Sat	D	at TEX	L	16-3	Evoldi / WHEELER (0-1)	31,916			3:10	T4	2.0	0-2
3	4/2	Sun	N	at TEX	L	2-1	Pérez / FALTER (0-1) / Smith	25,823			2:24	5	2.5	0-3
4	4/3	Mon	N	at NYY	L	8-1	Cortes / WALKER (0-1)	37,202			2:41	5	3.0	0-4
5	4/4	Tue	N	at NYY	W	4-1	BELLATTI (1-0) / Germán	35,392			2:45	T4	3.0	1-4
6	4/5	Wed	D	at NYY	L	4-2	Cole / NOLA (0-1) / Holmes	35,847			2:30	T4	4.0	1-5
7	4/7	Fri	D	vs CIN	W	5-2	SOTO (1-1) / Law / KIMBREL (1)	*44,365	1	44,365	2:43	4	3.5	2-5
8	4/8	Sat	D	vs CIN	W	3-2	VASQUEZ (1-0) / Diaz	*44,526	2	88,891	2:47	3	2.5	3-5
9	4/9	Sun	D	vs CIN	L	6-4	Hergert / DOMÍNGUEZ (0-1) / Gibaut	39,129	3	128,020	2:42	4	2.5	3-6
10	4/10	Mon	N	vs MIA	W	15-3	STRAHM (1-0) / Alcantara	28,642	4	156,662	2:29	3	2.5	4-6
11	4/11	Tue	N	vs MIA	L	8-4	Luzardo / NOLA (0-2)	*43,444	5	200,106	2:57	4	3.5	4-7
12	4/12	Wed	D	vs MIA	L	3-2 (10)	Puk / SOTO (1-2)	29,584	6	229,690	2:40	4	4.5	4-8
13	4/13	Thu	N	at CIN	L	6-2	Lodolo / FALTER (0-2) / Diaz	12,170			2:34	T4	5.0	4-9
14	4/14	Fri	N	at CIN	W	8-3	WALKER (1-1) / Overton	17,610			2:42	4	5.0	5-9
15	4/15	Sat	D	at CIN	L	13-0	Ashcraft / STRAHM (1-1)	25,860			2:39	4	6.0	5-10
16	4/16	Sun	D	at CIN	W	14-3	NOLA (1-2) / Cessa	13,115			3:02	4	6.0	6-10
17	4/18	Tue	D	at CWS	W	7-4	WHEELER (1-1) / Lynn / ALVARADO (1)				2:43	4	7.0	7-10
18			D	at CWS	L	3-0	Gioffio / FALTER (0-3) / López	12,542			2:09	4	7.0	7-11
19	4/19	Wed	D	at CWS	W	5-2	WALKER (2-1) / Clevinger / ALVARADO (2)	10,149			2:23	4	6.0	8-11
20	4/20	Thu	N	vs COL	L	5-0	Feltner / STRAHM (1-2)	35,062	7	264,752	2:40	4	6.5	8-12
21	4/21	Fri	N	vs COL	W	4-3	DOMÍNGUEZ (1-1) / Hand / ALVARADO (3)	*43,261	8	308,013	2:35	4	5.5	9-12
22	4/22	Sat	D	vs COL	W	4-3	BROGDON (1-0) / Freeland / KIMBREL (2)	41,939	9	349,952	2:26	4	4.5	10-12
23	4/23	Sun	D	vs COL	W	9-3	WHEELER (2-1) / Ureña	*44,618	10	394,570	2:43	4	3.5	11-12
24	4/25	Tue	N	vs SEA	L	5-3	Gonzales / FALTER (0-4) / Sewald	*42,323	11	436,893	2:38	4	5.0	11-13
25	4/26	Wed	N	vs SEA	W	6-5	KIMBREL (1-0) / Topa / ALVARADO (4)	32,641	12	469,534	2:34	T3	5.0	12-13
26	4/27	Thu	D	vs SEA	W	1-0	STRAHM (2-2) / Kirby / KIMBREL (3)	31,543	13	501,077	2:04	T3	4.0	13-13
27	4/28	Fri	N	at HOU	W	3-1	NOLA (2-2) / Valdez / ALVARADO (5)	40,719			2:26	T3	4.0	14-13
28	4/29	Sat	D	at HOU	W	6-1	WHEELER (3-1) / Javier	41,240			2:51	T3	3.5	15-13
29	4/30	Sun	N	at HOU	L	4-3	Urquidy / FALTER (0-5) / Pressly	41,669			2:46	4	4.0	15-14
30	5/1	Mon	N	at LAD	L	13-4	González / WALKER (2-2)	42,137			2:49	4	4.5	15-15
31	5/2	Tue	N	at LAD	L	13-1	Urias / STRAHM (2-3)	42,780			2:44	4	5.5	15-16
32	5/3	Wed	D	at LAD	L	10-6	Graterol / KIMBREL (1-1)	36,539			2:56	4	6.5	15-17
33	5/5	Fri	N	vs BOS	L	5-3	Sale / WHEELER (3-2) / Jansen	*43,322	14	544,399	2:41	4	7.0	15-18
34	5/6	Sat	N	vs BOS	L	7-4	Kluber / FALTER (0-6) / Jansen	*43,832	15	588,231	2:50	4	8.0	15-19
35	5/7	Sun	D	vs BOS	W	6-1	WALKER (3-2) / Houck / STRAHM (1)	*44,669	16	632,900	2:14	4	8.0	16-19
36	5/9	Tue	N	vs TOR	W	8-4	NOLA (3-2) / Manoah	*44,544	17	677,444	3:10	T3	8.0	17-19
37	5/10	Wed	D	vs TOR	W	2-1 (10)	KIMBREL (2-1) / Mayza	31,758	18	709,202	2:56	T3	7.0	18-19
38	5/12	Fri	N	at COL	W	6-3	STRAHM (3-3) / Lawrence / KIMBREL (4)	32,038			2:15	2	6.0	19-19
39	5/13	Sat	N	at COL	W	7-4	BROGDON (2-0) / Feltner / SOTO (1)	34,006			2:51	2	5.0	20-19
40	5/14	Sun	D	at COL	L	4-0	Freeland / NOLA (3-3)	30,325			2:33	2	5.0	20-20
41	5/15	Mon	N	at SF	L	6-3	Alexander / FALTER (0-7) / Doval	23,819			2:33	T2	6.0	20-21
42	5/16	Tue	N	at SF	L	4-3	Rogers / WHEELER (3-3) / Doval	24,304			2:42	3	6.0	20-22
43	5/17	Wed	D	at SF	L	7-4	Brebba / SOTO (1-3) / Doval	25,303			2:55	4	7.0	20-23
44	5/19	Fri	N	vs CHI	L	10-1	Stroman / SUÁREZ (0-1)	*42,110	19	751,312	2:54	4	8.0	20-24
45	5/20	Sat	D	vs CHI	W	12-3	NOLA (4-3) / Taillon	*42,508	20	793,820	2:47	4	7.0	21-24
46	5/21	Sun	D	vs CHI	W	2-1	STRAHM (4-3) / Alzolay / KIMBREL (5)	*44,108	21	837,928	2:36	4	7.0	22-24
47	5/22	Mon	N	vs ARI	L	6-3	Henry / WHEELER (3-4) / Chafin	34,040	22	871,968	2:57	4	7.0	22-25
48	5/23	Tue	N	vs ARI	L	4-3	Castro / DOMÍNGUEZ (1-2)	33,420	23	905,388	2:47	4	7.0	22-26
49	5/24	Wed	D	vs ARI	W	6-5 (10)	KIMBREL (3-1) / Ruiz	41,544	24	946,932	3:32	4	7.0	23-26
50	5/25	Thu	N	at ATL	L	8-5	Anderson / SOTO (1-4) / Iglesias	43,216			2:44	4	8.0	23-27
51	5/26	Fri	N	at ATL	W	6-4	WALKER (4-2) / Jiménez / KIMBREL (6)	40,533			2:55	4	7.0	24-27
52	5/27	Sat	D	at ATL	W	2-1	WHEELER (4-4) / Morton / KIMBREL (7)	42,665			2:24	4	6.0	25-27
53	5/28	Sun	N	at ATL	L	11-4	Strider / COVEY (0-1)	43,109			2:52	4	7.0	25-28
54	5/30	Tue	N	at NYM	L	2-0	Senga / SUÁREZ (0-2) / Robertson	36,236			2:20	4	6.5	25-29
55	5/31	Wed	N	at NYM	L	4-1	Carrasco / NOLA (4-4) / Robertson	39,641			2:29	4	7.5	25-30
56	6/1	Thu	D	at NYM	L	4-2	Scherzer / WALKER (4-3) / Smith	38,302			2:32	4	8.0	25-31
57	6/2	Fri	N	at WSH	L	8-7	Finnegan / BROGDON (2-1)	29,827			3:18	T4	8.0	25-32
58	6/3	Sat	D	at WSH	W	4-2	COVEY (1-1) / Gore / KIMBREL (8)	30,959			2:24	4	8.0	26-32
59	6/4	Sun	D	at WSH	W	11-3	SUÁREZ (1-2) / Williams	29,546			2:57	4	8.0	27-32
60	6/5	Mon	N	vs DET	W	8-3	NOLA (5-4) / Wentz	33,196	25	980,128	2:47	4	7.5	28-32
61	6/6	Tue	N	vs DET	W	1-0	WALKER (5-3) / Alexander / KIMBREL (9)	36,664	26	1,016,792	2:07	4	7.5	29-32
62	6/8	Thu	N	vs DET	W	3-2	KIMBREL (4-1) / Lange	29,028	27	1,045,820	2:41	3	8.0	30-32
63	6/9	Fri	N	vs LAD	W	5-4	SOTO (2-4) / Ferguson	*42,364	28	1,088,184	2:52	3	8.0	31-32
64	6/10	Sat	D	vs LAD	L	9-0	Miller / NOLA (5-5) / Jackson	*44,385	29	1,132,569	2:41	3	9.0	31-33
65	6/11	Sun	D	vs LAD	W	7-3	WALKER (6-3) / Ferguson	*44,287	30	1,176,856	2:44	3	8.0	32-33
66	6/12	Mon	N	at ARI	L	9-8	Jameson / COVEY (1-2) / Castro	18,432			3:11	3	8.0	32-34
67	6/13	Tue	N	at ARI	W	15-3	WHEELER (5-4) / Davies / ORTIZ (1)	20,186			2:43	3	7.5	33-34
68	6/14	Wed	N	at ARI	W	4-3 (10)	KIMBREL (5-1) / McGough / ALVARADO (6)	20,286			2:54	3	8.0	34-34
69	6/15	Thu	D	at ARI	W	5-4	NOLA (6-5) / Nelson / KIMBREL (10)	23,032			2:55	3	8.0	35-34
70	6/16	Fri	N	at OAK	W	6-1	WALKER (7-3) / Sears	16,084			2:21	3	8.0	36-34
71	6/17	Sat	D	at OAK	W	3-2 (12)	VASQUEZ (2-0) / Waldichuk / HOFFMAN (1)	12,015			3:27	3	8.0	37-34
72	6/18	Sun	D	at OAK	W	3-2	WHEELER (6-4) / Harris / MARTE (1)	24,326			2:35	3	8.0	38-34
73	6/20	Tue	N	vs ATL	L	4-2	Strider / HOFFMAN (0-1) / Iglesias	37,746	31	1,214,602	2:46	3	9.0	38-35
74	6/22	Thu	D	vs ATL	L	5-1 (10)	Iglesias / MARTE (0-1)	39,570	32	1,254,172	2:57	3	10.0	38-36
75	6/23	Fri	N	vs NYM	W	5-1	WALKER (8-3) / Senga	35,093	33	1,289,265	2:44	3	9.0	39-36
76	6/24	Sat	D	vs NYM	L	4-2	Scherzer / SÁNCHEZ (0-1) / Robertson	*43,586	34	1,332,851	2:39	3	10.0	39-37
77	6/25	Sun	D	vs NYM	W	7-6	HOFFMAN (1-1) / Bringham / KIMBREL (11)	*42,901	35	1,375,752	3:16	3	10.0	40-37
78	6/27	Tue	N	at CHI	W	5-1	SUÁREZ (2-2) / Taillon	37,072			2:24	3	10.5	41-37
79	6/28	Wed	N	at CHI	W	8-5	NOLA (7-5) / Smyly	32,379			3:00	3	10.5	42-37
80	6/29	Thu	N	at CHI	W	3-1	WALKER (9-3) / Hendricks / KIMBREL (12)	35,090			2:11	3	10.0	43-37

2023 DAY BY DAY

GAME #	DATE	DAY	D/N	CLUB	W-L	SCORE	WP / LP / SAVE	ATTEND	HOME DATE	HOME TOTAL	TIME	POS	GA/GB	RECORD
81	6/30	Fri	N	vs WSH	L	2-1	Gray / SÁNCHEZ (0-2) / Harvey	*44,261	36	1,420,013	2:33	3	11.0	43-38
82	7/1	Sat	D	vs WSH	W	19-4	WHEELER (7-4) / Gore	*42,784	37	1,462,797	2:43	3	11.0	44-38
83	7/2	Sun	D	vs WSH	L	5-4	Williams / SUÁREZ (2-3) / Harvey	41,531	38	1,504,328	2:31	3	12.0	44-39
84	7/4	Tue	D	at TB	W	3-1	NOLA (8-5) / Eflin / KIMBREL (13)	22,665			2:17	3	11.5	45-39
85	7/5	Wed	N	at TB	W	8-4	WALKER (10-3) / Chirinos	18,208			2:40	3	11.5	46-39
86	7/6	Thu	N	at TB	W	3-1 (11)	STRAHM (5-3) / Thompson	17,060			2:47	3	11.0	47-39
87	7/7	Fri	N	at MIA	W	4-3	HOFFMAN (2-1) / Puk / KIMBREL (14)	13,850			2:21	3	11.0	48-39
88	7/8	Sat	D	at MIA	L	5-3	Garrett / SUÁREZ (2-4) / Puk	18,132			2:35	3	12.0	48-40
89	7/9	Sun	D	at MIA	L	7-3	Luzardo / NOLA (8-6)	21,159			2:22	3	12.0	48-41
90	7/14	Fri	N	vs SD	L	8-3	Darvish / SÁNCHEZ (0-3) / Hader	*44,028	39	1,548,356	2:56	3	13.0	48-42
91	7/15	Sat	D	vs SD	W	6-4	STRAHM (6-3) / Hill / KIMBREL (15)	*43,712	40	1,592,068	3:02	3	11.5	49-42
92			N	vs SD	W	9-4	WALKER (11-3) / Weathers	33,132	41	1,625,200	3:10	3	11.5	50-42
93	7/16	Sun	D	vs SD	W	7-6 (12)	HOFFMAN (3-1) / Hill	37,204	42	1,662,404	3:30	3	10.5	51-42
94	7/18	Tue	N	vs MIL	W	4-3	NOLA (9-6) / Teheran / KIMBREL (16)	35,302	43	1,697,706	2:35	2	9.5	52-42
95	7/19	Wed	N	vs MIL	L	5-3	Milner / HOFFMAN (3-2) / Williams	33,753	44	1,731,459	2:40	2	9.5	52-43
96	7/20	Thu	D	vs MIL	L	4-0	Burnes / WALKER (11-4)	38,276	45	1,769,735	2:23	T2	10.5	52-44
97	7/21	Fri	N	at CLE	L	6-5	Stephan / SUÁREZ (2-5) / Clase	38,260			2:54	T2	11.5	52-45
98	7/22	Sat	N	at CLE	L	1-0	Bibbe / WHEELER (7-5) / Clase	37,937			2:15	T2	11.5	52-46
99	7/23	Sun	D	at CLE	W	8-5 (10)	KIMBREL (6-1) / Herrin / MARTE (2)	31,806			3:10	T2	11.5	53-46
100	7/24	Mon	N	vs BAL	L	3-2	Baker / KIMBREL (6-2) / Pérez	*44,043	46	1,813,778	2:41	3	12.0	53-47
101	7/25	Tue	N	vs BAL	W	4-3	MARTE (1-1) / Cano	37,200	47	1,850,978	2:48	2	11.0	54-47
102	7/26	Wed	N	vs BAL	W	6-4	DOMÍNGUEZ (2-2) / Bradish / SOTO (2)	40,235	48	1,891,213	2:21	2	10.0	55-47
103	7/28	Fri	N	at PIT	W	2-1	WHEELER (8-5) / Keller / KIMBREL (17)	34,202			2:38	2	10.0	56-47
104	7/29	Sat	N	at PIT	L	7-6	PRIESTER / NOLA (9-7) / Bednar	38,434			3:03	2	11.0	56-48
105	7/30	Sun	D	at PIT	L	6-4 (10)	Perdomo / VASQUEZ (2-1)	34,515			3:00	3	12.0	56-49
106	7/31	Mon	N	at MIA	W	4-2	WALKER (12-4) / Scott / KIMBREL (18)	9,808			2:50	2	11.0	57-49
107	8/1	Tue	N	at MIA	W	3-1	SOTO (3-4) / Robertson / DOMÍNGUEZ (1)	9,600			2:22	2	11.0	58-49
108	8/2	Wed	N	at MIA	L	9-8 (12)	Scott / COVEY (1-3)	12,669			4:06	2	12.0	58-50
109	8/3	Thu	D	at MIA	W	4-2	LORENZEN (6-7) / Cueto / DOMÍNGUEZ (2)	16,709			2:19	2	11.5	59-50
110	8/4	Fri	N	vs KC	L	7-5	Lyles / NOLA (9-8) / Cox	36,510	49	1,927,723	3:04	2	12.5	59-51
111	8/5	Sat	N	vs KC	W	9-6	STRAHM (7-3) / Zerpa / KIMBREL (19)	*42,326	50	1,970,049	2:30	2	11.5	60-51
112	8/6	Sun	D	vs KC	W	8-4	WALKER (13-4) / Greinke	*43,112	51	2,013,161	2:17	2	10.5	61-51
113	8/8	Tue	N	vs WSH	W	8-4	WHEELER (9-5) / Williams				2:33	2	10.5	62-51
114			N	vs WSH	L	5-4	Weems / KIMBREL (6-3) / Finnegan	40,264	52	2,053,425	3:04	2	10.5	62-52
115	8/9	Wed	N	vs WSH	W	7-0	LORENZEN (7-7) / Gore	30,406	53	2,083,831	2:09	2	10.5	63-52
116	8/10	Thu	N	vs WSH	W	6-2	STRAHM (8-3) / Machado	30,113	54	2,113,944	2:08	2	9.5	64-52
117	8/11	Fri	N	vs MIN	W	13-2	SÁNCHEZ (1-3) / Keuchel	33,071	55	2,147,015	2:46	2	9.5	65-52
118	8/12	Sat	N	vs MIN	L	8-1	López / WALKER (13-5)	40,117	56	2,187,132	3:00	2	11.0	65-53
119	8/13	Sun	D	vs MIN	L	3-0	Gray / SUÁREZ (2-6) / Duran	40,111	57	2,227,243	2:40	2	11.0	65-54
120	8/15	Tue	N	at TOR	L	2-1	Hicks / DOMÍNGUEZ (2-3) / Romano	42,615			2:30	2	12.5	65-55
121	8/16	Wed	N	at TOR	W	9-4	NOLA (10-8) / Gausman	42,701			2:51	2	12.5	66-55
122	8/18	Fri	N	at WSH	L	8-7	Ferr / LORENZEN (7-8) / Finnegan	26,747			2:42	2	13.5	66-56
123	8/19	Sat	D	at WSH	W	12-3	DOMÍNGUEZ (3-3) / Abbott	38,853			2:38	2	13.5	67-56
124	8/20	Sun	N	at WSH	L	4-3	Williams / WHEELER (9-6) / Finnegan	2,473			2:26	2	13.5	67-57
125	8/21	Mon	N	vs SF	W	10-4	NOLA (11-8) / Manaea	36,274	58	2,263,517	2:44	2	12.5	68-57
126	8/22	Tue	N	vs SF	W	4-3	KIMBREL (7-3) / Doval	40,420	59	2,303,937	2:54	2	12.5	69-57
127	8/23	Wed	D	vs SF	L	8-6 (10)	Júnis / KIMBREL (7-4) / Walker	33,035	60	2,336,972	3:38	2	13.5	69-58
128	8/25	Fri	N	vs STL	W	7-2	SÁNCHEZ (2-3) / Mikolas	34,118	61	2,371,090	2:18	2	13.5	70-58
129	8/26	Sat	N	vs STL	W	12-1	WHEELER (10-6) / Hudson	*44,097	62	2,415,187	2:41	2	13.5	71-58
130	8/27	Sun	D	vs STL	W	3-0	NOLA (12-8) / Rom / KIMBREL (20)	41,141	63	2,456,328	2:42	2	12.5	72-58
131	8/28	Mon	N	vs LAA	W	6-4	WALKER (14-5) / Giolito / KIMBREL (21)	38,142	64	2,494,470	2:37	2	12.5	73-58
132	8/29	Tue	N	vs LAA	W	12-7	LORENZEN (8-8) / Anderson	36,096	65	2,530,566	2:35	2	12.5	74-58
133	8/30	Wed	D	vs LAA	L	10-8	Moore / KIMBREL (7-5) / Estévez	34,655	66	2,565,221	3:03	2	13.5	74-59
134	9/1	Fri	N	at MIL	L	7-5	Williams / ALVARADO (0-1)	32,519			2:34	2	15.0	74-60
135	9/2	Sat	N	at MIL	L	7-5	Chafin / NOLA (12-9) / Williams	35,253			3:01	2	16.0	74-61
136	9/3	Sun	D	at MIL	W	4-2	DOMÍNGUEZ (4-3) / Miley / KIMBREL (22)	33,473			2:41	2	15.0	75-61
137	9/4	Mon	D	at SD	W	9-7	WALKER (15-5) / Hill / ALVARADO (7)	39,719			3:31	2	14.5	76-61
138	9/5	Tue	N	at SD	L	8-0	Avila / LORENZEN (8-9)	42,970			2:14	2	14.5	76-62
139	9/6	Wed	D	at SD	W	5-1	WHEELER (11-6) / Wacha	34,317			3:00	2	13.5	77-62
140	9/8	Fri	N	vs MIA	L	3-2	Robertson / STRAHM (8-4) / Scott	40,190	67	2,605,411	2:44	2	15.0	77-63
141	9/9	Sat	N	vs MIA	W	8-4	HOFFMAN (4-2) / Cueto	40,899	68	2,646,310	3:07	2	14.0	78-63
142	9/10	Sun	D	vs MIA	L	5-4	Robertson / DOMÍNGUEZ (4-4) / Scott	40,894	69	2,687,204	3:02	2	15.0	78-64
143	9/11	Mon	D	vs ATL	L	10-8 (10)	Iglesias / ALVARADO (0-2) / Yates	30,572	70	2,717,776	3:08	2	15.0	78-65
144			N	vs ATL	W	7-5	LORENZEN (9-9) / Wright / KIMBREL (23)	27,025	71	2,744,801	2:43	2	15.0	79-65
145	9/12	Tue	N	vs ATL	L	7-6 (10)	Iglesias / KIMBREL (7-6) / Hand	28,683	72	2,773,484	3:28	2	16.0	79-66
146	9/13	Wed	N	vs ATL	L	4-1	Strider / SÁNCHEZ (2-4) / Yates	31,133	73	2,804,617	2:20	2	17.0	79-67
147	9/15	Fri	N	at STL	W	5-4	STRAHM (9-4) / Thompson / ALVARADO (8)	42,166			3:26	2	16.0	80-67
148	9/16	Sat	N	at STL	W	6-1	SUÁREZ (3-6) / Mikolas	42,817			2:42	2	15.0	81-67
149	9/17	Sun	D	at STL	L	6-5	King / DOMÍNGUEZ (4-5) / Helsley	40,996			2:26	2	15.0	81-68
150	9/18	Mon	N	at ATL	W	7-1	WHEELER (12-6) / Wright	39,216			2:31	2	14.0	82-68
151	9/19	Tue	N	at ATL	L	9-3	Strider / SÁNCHEZ (2-5)	40,695			2:30	2	15.0	82-69
152	9/20	Wed	D	at ATL	W	6-5 (10)	KIMBREL (8-6) / Minter / STRAHM (2)	38,856			3:06	2	14.0	83-69
153	9/21	Thu	N	vs NYM	W	5-4	SUÁREZ (4-6) / Brigham / ALVARADO (9)	30,116	74	2,834,733	2:48	2	14.0	84-69
154	9/22	Fri	N	vs NYM	W	5-4 (10)	DOMÍNGUEZ (5-5) / Ottavino	38,795	75	2,873,528	3:09	2	14.0	85-69
155	9/23	Sat	D	vs NYM	W	7-5	WHEELER (13-6) / Quintana / ALVARADO (10)	40,388	76	2,913,916	2:31	2	13.5	86-69
156	9/24	Sun	N	vs NYM	W	5-2	SÁNCHEZ (3-5) / Butto / LORENZEN (1)	41,139	77	2,955,055	2:24	2	13.0	87-69
157	9/26	Tue	N	vs PIT	W	3-2 (10)	HOFFMAN (5-2) / Bednar	32,116	78	2,987,171	2:49	2	13.0	88-69
158	9/27	Wed	N	vs PIT	W	7-6	KERKERING (1-0) / Hernandez / SOTO (3)	31,388	79	3,018,559	2:39	2	13.0	89-69
159	9/28	Thu	N	vs PIT	L	3-2	Ortiz / STRAHM (9-5) / Bednar	34,046	80	3,052,605	2:41	2	14.0	89-70
160	9/30	Sat	N	at NYM	L	4-3	Megill / WALKER (15-6) / Ottavino				2:21	2	15.0	89-71
161			N	at NYM	L	11-4	Garrett / PLASSMEYER (0-1)	41,102			3:03	2	15.0	89-72
162	10/1	Sun	D	at NYM	W	9-1	NELSON (1-0) / Butto	41,212			2:31	2	14.0	90-72

* Sellout

2023 REVIEW

MLB NETWORK BRINGS YOU **THE BEST SEAT** IN THE HOUSE, EVERY NIGHT



FOR THE COMPLETE PROGRAMMING
SCHEDULE AND CHANNEL FINDER, VISIT
MLBNETWORK.COM



HISTORY



PHILLIES TEAM HISTORY

Philadelphia, a city rich in history and tradition, has played an integral part in professional baseball's history.

The city had several teams of different nicknames as far back as the 1860s, including a team called the Athletics in the National Association, a league that folded in 1875. Several of the stronger teams, including the Athletics, formed the National League, as it is still known today. The other charter members were the Boston Red Caps, Chicago White Stockings, Cincinnati Red Stockings, St. Louis Brown Stockings, Hartford Dark Blues, New York Mutuals and Louisville Grays.

The very first National League game was played in Philadelphia on April 22, 1876, at 25th and Jefferson Streets. Boston won, 6-5, before an estimated crowd of 3,000.

Resting in seventh place with a 14-45 record, the Athletics couldn't make their final western trip because of insufficient funds. The team was immediately expelled from the league.

Philadelphia was without a National League franchise until 1883. Following the 1882 season, the Worcester (MA) Brown Stockings were disbanded. The NL wanted a team in Philadelphia so a franchise was awarded to Alfred J. Reach, a former player and Philadelphia sporting goods founder, and attorney Col. John I. Rogers.

Starting a ballclub from scratch, the new owners named the team "Phillies," because they wanted the club to be identified with the city of Philadelphia. The Phillies endure as the oldest, continuous, one-nickname, one-city franchise in all of professional sports, an extraordinary tradition.



Alfred Reach

FIRST PHILLIES GAME

The Phillies played their first game on May 1, 1883, losing to the Providence Grays, 4-3, at Recreation Park, at 24th Street and Columbia Avenue. The crowd was estimated at 1,200.

It was the start of a tradition in which 2,177 players have put on a Phillies uniform and over 158 million spectators have attended games in the city.

Since none of the players from the Worcester team were part of the sale, the first Phillies roster was made up of ex-minor league players and players from other NL teams. The team finished last, 17-81-1, and total attendance was a reported 55,992.

In 1887, the Phillies moved into a new "magnificent park" at Broad and Huntingdon Streets, which later became known as Baker Bowl (capacity 12,500). An estimated 20,000 fans jammed the park for the first game on April 30, a 15-9 win over the New York Giants.

Starting in 1901, the Phillies shared the Philadelphia baseball scene as the American League was formed. One of the eight AL teams was the Athletics, under manager Connie Mack. Initially, the A's were more successful and popular. A little more than a half-century later, the team was moved to Kansas City, leaving the Phillies as Philadelphia's lone major league ballclub.

The Phillies' first championship came in 1915 when Pat Moran, a former reserve catcher with the Phillies, led them to the pennant in his first year as manager. Grover Cleveland Alexander, a 31-game winner, won the first World Series game against the Boston Red Sox, who then swept the next four games. Woodrow Wilson became the first president to throw out the first ball at a World Series game. The historic moment took place prior to Game 2, Oct. 9, 1915, in Philadelphia.

Alexander was one of three future Hall of Famers on the 1915 pennant-winners. Left-handed pitcher Eppa Rixey and shortstop Dave "Beauty" Bancroft were the others.

The A's, under the stability of one owner, the Shibe family and later Mack, continued to do well, winning back-to-back World Championships in 1929-30. The Phillies, meanwhile, struggled for years under numerous owners, but had a star in outfielder Chuck Klein. The future Hall of Famer began a brilliant career with the Phillies in 1928.

Baker Bowl, once a magnificent ballpark, began to deteriorate. Following 51 years in that park, the Phillies moved to Shibe Park, the home of the A's, on July 4, 1938. In 1953, Shibe Park was renamed Connie Mack Stadium in honor of the A's longtime manager. Following 11 eighth-place finishes in 23 seasons, the A's left town after the 1954 season. The Phillies continued to play their home games in Connie Mack Stadium through 1970.

CARPENTER ERA BEGINS

Perhaps the most significant move in Phillies history came when the Carpenter family of du Pont wealth in Wilmington, Del., bought the team on Nov. 23, 1943, for an estimated \$400,000.

In an effort to stimulate more interest in the club, Bob Carpenter Jr., the new president, announced a contest was being held to find a nickname for the Phillies. The name Blue Jays was chosen from among 623 suggestions.

Although it still maintained the official Phillies title, the club was known as the Blue Jays for the 1944 and 1945 seasons. The new name was used heavily during that time, but usage began to drop off in the following years and the Blue Jays name never appeared in the newspapers after 1947.

When Carpenter took over as president, he began to pour money into building a minor league system. The efforts paid off rather quickly when a young team nicknamed the Whiz Kids won the 1950 pennant. Dick Sisler hit a dramatic three-run homer in the 10th inning at Ebbets Field to sink the Brooklyn Dodgers, 4-1, on the last day of the season. Unfortunately, a world title eluded the Phillies as they were swept by the New York Yankees in four games. The Whiz Kids had two players that would eventually be enshrined in Cooperstown, pitcher Robin Roberts and outfielder Richie Ashburn.

Eddie Sawyer's young club was expected to be a force for a few years but a third-place tie in 1953 was the best they could do.

As early as that year, a new stadium in Philadelphia was envisioned by Mayor Richardson Dilworth. Fourteen years and many disagreements later, ground was broken for Veterans Stadium, which finally opened on April 10, 1971, with the Phillies defeating the Montreal Expos, 4-1.



Pat Moran



Robin Roberts, Eddie Sawyer and Richie Ashburn

PHILLIES TEAM HISTORY

Under the leadership of Ruly Carpenter, who replaced his dad as club president in 1972, and General Manager Paul Owens, the Phillies dominated the National League East in the mid-1970s. They won three consecutive division titles starting in 1976, but couldn't get over the hump until 1980, a year after they signed free agent Pete Rose.

Led by manager Dallas Green, the Phillies made it to the World Series that year by defeating the Houston Astros in a gut-wrenching National League Championship Series. Sisler's historic homer in 1950 was replaced as the greatest moment in Phillies history at precisely 11:29 p.m. on Tuesday, Oct. 21, 1980, when Tug McGraw struck out Kansas City's Willie Wilson to give the franchise its first World Championship.

The powerful Phillies teams of that era were anchored by two future Hall of Famers, Steve Carlton, the first pitcher to win four Cy Young Awards, and third baseman Mike Schmidt, a three-time MVP.



Paul Owens, Dallas Green and Ruly Carpenter

CARPENTER FAMILY SELLS

The end of a different era occurred after the 1981 season. Citing escalating player salaries, the Carpenter family put the Phillies up for sale. Bill Giles, executive vice president under Ruly Carpenter, and five other partners purchased the team for \$30 million.

In just the second year of this new ownership group, the Phillies won their fifth Eastern Division title in eight years. Adding two veterans, Tony Perez and Joe Morgan, to an experienced team created the nickname Wheeze Kids.

Owens, who went from the front office to manage the team in July, guided the Phillies to their fourth Fall Classic by eliminating the Los Angeles Dodgers in the 1983 NLCS. The Baltimore Orioles, however, won the World Series, 4-1.

The next time the Phillies found themselves in the playoffs was 1993, under manager Jim Fregosi. That club went from a last-place finish the previous year to the division title, leading the NL East for all but one day of the season.

As underdogs, the Phillies defeated the favored Atlanta Braves, 4-2, to make their third World Series appearance in the last 13 years. Fregosi joined Moran, Sawyer, Green and Owens as managers who led the Phillies to an NL pennant and a trip to the Fall Classic. However, a very entertaining World Series abruptly ended with Joe Carter's three-run homer, which gave the Toronto Blue Jays their second consecutive World Championship.

CITIZENS BANK PARK OPENS

Ten years later, the Phillies family said goodbye to Veterans Stadium through a season-long series of "Field of Memories" events, which culminated with an emotional closing ceremony on Sept. 28, 2003, featuring dozens of current and former Phils. The following season, the Phillies moved into Citizens Bank Park, a state-of-the-art, grass and dirt ballpark. The outfield concourse was christened "Ashburn Alley," named after the Phillies' beloved Hall of Fame outfielder and broadcaster.

After four second-place finishes, the Phillies won the NL East in 2007, their first division title in 14 years. With Charlie Manuel at the helm, the Phillies overcame a seven-game deficit with 17 regular-season games remaining to edge the Mets on the last day of the season. However, they were swept in the first round of the playoffs by the Colorado Rockies.

The following year, the Phillies cemented their place in history by winning their second World Championship. After defeating the Milwaukee Brewers in the Division Series and the Los Angeles Dodgers in the National League Championship Series, Brad Lidge's strikeout of Tampa Bay's Eric Hinske on Oct. 29, 2008, started the biggest block party in the history of Philadelphia. Two days later, an estimated 2 million fans attended the parade down Broad Street. After a stop at Lincoln Financial Field, it culminated with an unforgettable on-field ceremony at Citizens Bank Park, where the Phillies were a perfect 7-0 in the playoffs.

In 2009, the Phillies made their second straight World Series appearance, a first in franchise history. It was the club's fifth appearance in the Fall Classic in 30 years, matching the Cardinals and Braves for the most in the NL during that period of time. The Yankees, who led all clubs with eight World Series appearances in the same time frame, defeated the Phillies, four games to two.

The Phillies recorded a franchise-record 102 victories in 2011 and for the second time in as many seasons, they led the majors in wins, a first in club history. That year also brought the team's run of consecutive division titles to five, tied with the Oakland Athletics and Cleveland Indians for the fifth-longest streak in the Divisional Era (since 1969) among all major league teams, trailing only the Braves (14 and 6), Yankees (9), Dodgers (8).

Fan support at Citizens Bank Park has been strong since the ballpark opened in 2004. Through their first 10 seasons at the ballpark, the club drew better than 3 million fans eight different times, including the record-setting mark of 3,680,718 in 2011. Highlighting that run was a streak of 257 consecutive regular-season sellouts at Citizens Bank Park from July 7, 2009 through Aug. 5, 2012.

From the 1950 pennant-winners to the great 1976-83 era to the 2007-11 run, one theme has been common throughout: homegrown talent. Whether it was Richie Ashburn, Robin Roberts and Del Ennis or Mike Schmidt, Larry Bowa and Greg Luzinski or Chase Utley, Jimmy Rollins and Ryan Howard, the Phillies have largely had their greatest successes relying on their scouting and player development.

One other talented homegrown character is the Phillie Phanatic, who debuted on April 25, 1978. As with the baseball team, the Phanatic, too, is a Philadelphia tradition.



ALL-TIME ROSTER

Includes all players who have participated in one or more official National League games with the Phillies from 1883-2023, a total of 2,177 players. The most common names in Phillies history have been Miller (14), Smith (12), Johnson (11) and Jones (10).

A

Abbatichio, Ed	1897-98
Abbott, Fred	1905
Abbott, Kyle	1992-95
Abbott, Paul	2004
Abreu, Bobby	1998-2006
Acosta, Cy	1975
Adams, Bert	1915-19
Adams, Bob	1931-32
Adams, Buster	1943-45; 47
Adams, Mike	2013-14
Adams, Terry	2002-03; 05
Adduci, Jim	1989
Aguiayo, Luis	1980-88
Akerfelds, Darrel	1990-91
Albright, Jack	1947
Aldred, Scott	1999-2000
Alexander, Grover	1911-17; 30
Alfaro, Jorge	2016-18
Alfonseca, Antonio	2007
Allen, Bob	1890-94
Allen, Bob	1937
Allen, Dick	1963-69; 75-76
Allen, Ethan	1934-36
Allen, Hezekiah	1884
Almon, Bill	1988
Altamirano, Porfirio	1982-83
Altherr, Aaron	2014-19
Alvarado, José	2021-
Alvarez, Clemente	2000
Álvarez, Henderson	2017
Álvarez, José	2019-20
Amaro, Ruben	1960-65
Amaro Jr., Ruben	1992-93; 96-98
Ames, Leon	1919
Andersen, Larry	1983-86; 93-94
Anderson, Chase	2021
Anderson, Dave	1889-90
Anderson, Drew	2017-19
Anderson, Harry	1957-60
Anderson, John	1958
Anderson, Marlon	1998-2002
Anderson, Mike	1971-75; 79
Anderson, Sparky	1959
Andrews, Ed	1884-89
Andrews, Fred	1976-77
Andrews, Stan	1945
Andrus, Bill	1937
Antolick, Joe	1944
Antonelli, John	1945
Appel, Mark	2022
Arano, Victor	2017-19
Araujo, Elvis	2015-16
Arias, Alex	1998-2000
Arlett, Buzz	1931
Arnovich, Morrie	1936-40
Arrieta, Jake	2018-20
Asche, Cody	2013-16
Ashburn, Richie	1948-59
Ashby, Andy	1991-92; 2000
Asher, Alec	2015-16
Attreau, Dick	1926-27
Atwood, Bill	1936-40
Aumont, Phillippe	2012-15
Averill, Earl	1963
Avilán, Luis	2018
Aviles, Ramon	1979-81
Ayrault, Bob	1992-93

B

Backman, Wally	1991-92
Baecht, Ed	1926-28
Baez, Dany's	2010-11
Bahnsen, Stan	1982
Bailey, Andrew	2016

Bair, Doug	1987
Baird, Doug	1919
Baker, Floyd	1954-55
Bako, Paul	2009
Baldschun, Jack	1961-65
Baldwin, Henry	1927
Baller, Jay	1982; 92
Bancroft, Davey	1915-20
Bannister, Alan	1974-75
Barajas, Rod	2007
Barojas, Salome	1988
Barrett, Dick	1943-45
Barrett, Tommy	1988-89
Barron, Tony	1997
Barry, Rich	1969
Barry, Shad	1901-04
Barry, Thomas	1904
Bartell, Dick	1931-34
Bashore, Walt	1936
Barstado, Antonio	2009-14
Bastian, Charlie	1885-88; 91
Bateman, John	1972
Bates, Bud	1939
Bates, Del	1970
Bates, John	1909-10
Batiste, Kim	1991-94
Battle, Howard	1996
Baumgartner, Stan	1914-16; 21-22
Baumholtz, Frankie	1956-57
Bautista, José	2018
Beam, Ernie	1895
Beato, Pedro	2017
Beck, Boom Boom	1939-43
Beck, Fred	1911
Becker, Beals	1913-15
Becker, Bob	1897-98
Bedell, Howie	1968
Bedrosian, Cam	2021
Bedrosian, Steve	1986-89
Beebe, Fred	1911
Beech, Matt	1996-98
Behan, Petie	1921-23
Belinsky, Bo	1965-66
Bell, David	2003-06
Bell, Juan	1992-93
Bellatti, Andrew	2022-
Bender, Chief	1916-17
Benedict, Art	1883
Benge, Ray	1928-32; 36
Benjamin, Mike	1996
Benjamin, Stan	1939-42
Bennett, Dave	1964
Bennett, Dennis	1962-64
Bennett, Gary	1995-96; 98-01
Bennett, Joe	1923
Bennett, Joel	1999
Benoit, Joaquin	2017
Bentley, Jack	1926
Benton, Stan	1922
Berger, Wally	1940
Berly, John	1932-33
Bernadina, Roger	2013
Bernero, Adam	2006
Bernhard, Bill	1899-1900
Berry, Hodge	1902
Bertrand, Lefty	1936
Betts, Huck	1920-25
Bicknell, Charlie	1948-49
Billingsley, Chad	2015
Bird, Doug	1979
Bisenius, Joe	2007
Bishop, Jim	1923-24
Bittiger, Jeff	1986
Bivin, Jim	1935

Blackburne, Lena	1919
Blackwell, Tim	1976-77
Blake, Sheriff	1931
Blanco, Andrés	2014-17
Blanton, Cy	1940-42
Blanton, Joe	2008-12
Blatnick, Johnny	1948-50
Blattner, Buddy	1949
Blaylock, Marv	1955-57
Blazier, Ron	1996-97
Bloodworth, Jimmy	1950-51
Bocock, Brian	2010
Boever, Joe	1990-91
Bogusevic, Brian	2015
Bohm, Alec	2020-
Bohn, T.J.	2008
Boitano, Dan	1978
Boland, Ed	1934-35
Bolen, Stew	1931-32
Bolger, Jim	1959
Bolling, Jack	1939
Bonifacio, Jorge	2021
Booker, Rod	1990-91
Boone, Bob	1972-81
Boozer, John	1962-64; 66-69
Borland, Toby	1994-96; 98
Borowy, Hank	1949-50
Bosetti, Rick	1976
Boskie, Shawn	1994
Bottalico, Ricky	1994-98; 2001-02
Bottenfield, Kent	2000
Bouchee, Ed	1956-60
Bour, Justin	2018
Bourjos, Peter	2016
Bourn, Michael	2006-07
Bowa, Larry	1970-81
Bowker, John	2011
Bowman, Bob	1955-59
Bowman, Joe	1935-36
Bowman, Sumner	1890
Boyd, Jason	2000
Boyle, Jack	1893-98
Boyle, John	1912
Brack, Gib	1938-39
Brackenridge, John	1904
Bradley, Archie	2021
Bradley, Phil	1988
Brady, Charlie	1905
Bragan, Bobby	1940-42
Bramhall, Art	1935
Brandon, Darrell	1971-73
Brandt, Jackie	1966-67
Bransfield, Kitty	1905-11
Brantley, Cliff	1991-92
Brantley, Jeff	1999-2000
Brantly, Rob	2019
Branyan, Russell	2007
Brashear, Roy	1903
Breitenstein, Alonzo	1883
Brennan, Ad	1910-13
Bressler, Rube	1932
Brett, Ken	1973
Brewer, Billy	1997-99
Brewster, Charlie	1943
Brickell, Fred	1930-33
Briggs, John	1964-71
Brignac, Reid	2014
Brink, Brad	1992-93
Brinker, Bill	1912
Brito, Eude	2005-06
Brittin, Jack	1950-51
Brock, Chris	2000-01
Brogdon, Connor	2020-
Brogna, Rico	1997-2000
Brothers, Dan	1896

Brown, Charles	1907-09
Brown, Domico	2010-15
Brown, Lloyd	1940
Brown, Ollie	1974-77
Brown, Paul	1961-63; 68
Brown, Tom	1951-52
Brown, Willard	1891
Browne, Byron	1970-72
Browne, Earl	1937-38
Browne, George	1901-02; 12
Brownson, Mark	2000
Bruce, Jay	2019-20
Bruggy, Frank	1921
Brummett, Tyson	2012
Bruner, Roy	1939-41
Brunnett, Eric	2008-09
Brunst, Warren	1977-82
Buchanan, David	2014-15
Buchholz, Clay	2017
Buckley, Dick	1894-95
Buffinton, Charlie	1887-89
Buhl, Bob	1966-67
Bullinger, Kirk	2000
Bullock, Eric	1989
Bunning, Jim	1964-67; 70-71
Burchell, Fred	1903
Burdette, Lew	1965
Burgess, Smoky	1952-55
Burich, Bill	1942; 46
Burk, Mack	1956; 58
Burkart, Elmer	1936-39
Burke, Bobby	1937
Burke, Eddie	1890
Burnett, A.J.	2014
Burns, Bill	1911
Burns, Ed	1913-18
Burns, George	1925
Burrell, Pat	2000-08
Burris, Al	1894
Burris, Emmanuel	2016
Busby, Red	1941; 43
Buskey, Joe	1926
Buskey, Mike	1977
Butcher, Max	1938-39
Butler, Charles	1933
Butler, Rob	1997
Buzhardt, John	1960-61
Byrd, Marlon	2002-05; 14
Byrd, Paul	1998-2001
Byrne, Bob	1913-17
Bystrom, Marty	1980-84

C

Caballero, Putsy	1944-45; 47-52
Cabrera, Asdrúbal	2018
Cady, Forrest	1919
Cairo, Miguel	2009
Caldwell, Earl	1928
Caldwell, Ralph	1904-05
Calhoun, Jeff	1987-88
Callahan, Leo	1919
Callahan, Nixey	1894
Callison, Johnny	1960-69
Camargo, Johan	2022
Camilli, Dolph	1934-37
Camnitz, Howie	1913
Camp, Shawn	2014
Campbell, Bill	1984
Campusano, Sil	1990-91
Candini, Milo	1950-51
Cantwell, Mike	1919-20
Capron, Ralph	1913
Cardenal, Jose	1978-79
Cardwell, Don	1957-60
Carlin, Jim	1941

ALL-TIME ROSTER

Carlson, Hal	1924-27	Conley, Bob	1958	Davis, Dick	1981-82	Ducey, Rob	1999-2001
Carlton, Steve	1972-86	Conley, Gene	1959-60	Davis, Dixie	1918	Duckworth, Brandon	2001-03
Carman, Don	1983-90	Conn, Bert	1898; 1900-01	Davis, George (Kidso)	1932; 34	Dudley, Clise	1931-32
Carpenter, Andrew	2008-11	Connell, Gene	1931	Davis, Jacke	1962	Duffy, Hugh	1904-06
Carron, Amalio	1991	Connor, Roger	1892	Davis, Kane	2007	Dugas, Gus	1933
Carrera, Ezequiel	2013	Connors, Jerry	1892	Davis, Mark	1980-81; 93	Dugey, Oscar	1915-17
Carsey, Kid	1892-97	Consolo, Billy	1962	Davis, Spud	1928-33; 38-39	Duggleby, Bill	1898; 1901-07
Cartar, Andy	1994-95	Contreras, José	2010-12	Dawley, Bill	1988	Duncan, Mariano	1992-95
Casey, Dan	1886-89	Conway, Bill	1884	Day, Bill	1889-90	Duncan, Vern	1913
Cash, Dave	1974-76	Cook, Dennis	1989-90; 2001	De Fratus, Justin	2011-15	Dunham, Lee	1926
Cassian, Ed	1891	Cook, Paul	1884	De Los Santos, Enyel	2018-19; 21	Dunkle, Davey	1897-98
Castellanos, Nick	2022-	Cooley, Duff	1896-99	De Los Santos, Valerio	2003	Dunn, Jack	1900-01
Castillo, Braulio	1991-92	Cooney, Jimmy	1927	Dean, Wayland	1926-27	Dupaugherr, Mike	1884
Castle, John	1910	Coonrod, Sam	2021-22	Decatur, Art	1925-27	Durbin, Chad	2008-10; 13
Castro, Fabio	2006-07	Cooper, Claude	1916-17	Decker, Harry	1889-90	Durbin, J.D.	2007
Castro, Juan	2010	Corbett, Gene	1936-38	Deiningner, Otto	1908-09	Duren, Ryne	1963-65
Castro, Rodolfo	2023	Corcoran, Tim	1983-85	Deitrick, Bill	1927-28	Durning, George	1925
Cater, Danny	1964	Cormier, Rheel	2001-06	De Jesus, Ivan	1982-84	Duron, Nick	2022
Causey, Cecil	1920-21	Corrales, Pat	1964-65	De Jesus, Jose	1990-91	Dykstra, Lenny	1989-96
Cavanaugh, Pat	1919	Correa, Kevin	2015	Delahanty, Ed	1888-89; 91-01		
Cave, Jake	2023	Corridon, Frank	1904-05; 07-09	Delahanty, Tom	1894		
Cedeño, Domingo	1999	Coste, Chris	2006-09	DeLeon, Jose	1992-93	E	
Cedeño, Ronny	2014	Cotter, Dick	1911	De Greco, Bobby	1960-61; 65	Easler, Mike	1987
Cervenak, Mike	2008	Cotter, Ed	1926	Delker, Ed	1932-33	Easton, John	1955; 59
Chalmers, George	1910-16	Couch, John	1923-25	Dellucci, David	2006	Eastwick, Rawly	1978-79
Chamberlain, Wes	1990-94	Courtney, Ernie	1905-08	Del Savio, Gar	1943	Eaton, Adam	2007-08
Champion, Bill	1969-72	Coveleski, Harry	1907-09	Demaree, Al	1915-16	Edens, Tom	1994
Chapin, Darrin	1992	Covey, Dylan	2023	Demeter, Don	1961-63	Edwards, Doc	1970
Chapman, Ben	1945-46	Covington, Chet	1944	Dennehy, Tod	1923	Eflin, Zach	2016-22
Chapman, Travis	2003	Covington, Wes	1961-65	Denny, Jerry	1891	Eickhoff, Jerad	2015-19
Charlton, Norm	1995	Cowan, Billy	1967	Denny, John	1982-85	Eisenreich, Jim	1993-96
Chavez, Endy	2005	Cowley, Joe	1987	Dernier, Bob	1980-83; 88-89	Elberfeld, Kid	1898
Cheek, Harry	1910	Cox, Danny	1991-92	Deshaises, Jim	1995	Elliott, Ace	1929-32
Chen, Bruce	2000-01	Cox, Larry	1973-75	Devenski, Chris	2022	Elliott, Jim	1931-34
Cheney, Larry	1919	Cozens, Dylan	2018-19	Devine, Mickey	1918	Ellis, A.J.	2016
Chetkovich, Mitchell	1945	Craig, Roger	1966	Devlin, Jim	1887	Ellis, Ben	1896
Childress, Rocky	1985-86	Cravath, Gavvy	1912-20	Devore, Josh	1913-14	Ellis, Drew	2023
Childs, Cupid	1888	Crawford, Carlos	1996	Diaz, Bo	1982-85	Ellsworth, Dick	1967
Childs, Pete	1902	Crawford, Glenn	1945-46	Dickerson, Corey	2019	Elster, Kevin	1995
Chiles, Pearce	1899-1900	Crawford, J.P.	2017-18	Dickson, Murry	1954-56	Emery, Cal	1963
Chiozza, Dino	1935	Crawford, Larry	1937	Diekman, Jake	2012-15	Emery, Herrick	1924
Chiozza, Lou	1934-36	Crespo, Felipe	2001	Dietz, Dutch	1943	Ennis, Del	1946-56
Christenson, Larry	1973-83	Crist, Chester	1906	Dillhoefer, Bill	1918	Ennis, John	2007
Church, Bubba	1950-52	Cristante, Leo	1951	Dillard, Gordon	1989	Enzmann, John	1920
Cieslak, Ted	1944	Croft, Henry	1899	DiMaggio, Vince	1945-46	Erickson, Don	1958
Clancy, Bud	1934	Cross, Lave	1892-97	Dineen, Kerry	1978	Erickson, Paul	1948
Clark, John	1938	Cross, Monte	1898-1901	Dinges, Vance	1945-46	Escalona, Sergio	2009
Clark, Mel	1951-55	Crouch, Bill	1941	Diorio, Ron	1973-74	Esper, Duke	1890-92
Clark, Ron	1975	Crouse, Hans	2021	Dishman, Glenn	1996	Espinosa, Nino	1979-81
Clarke, Jay	1919	Crowell, Jim	2004	Dobbs, Greg	2007-10	Essegian, Chuck	1958
Clay, Bill	1902	Crowley, John	1884	Dodd, Robert	1998	Essian, Jim	1973-75
Clay, Danny	1988	Crumpler, Roy	1925	Dodge, John	1912-13	Estalella, Bobby	1996-99
Cleavinger, Garrett	2020	Cruz, Todd	1978	Dohy, Kyle	2021	Estrada, Johnny	2001-02
Clemens, Doug	1966-68	Culp, Ben	1942-44	Dolan, Alvin	1912-13	Etten, Nick	1941-42; 47
Clemens, Kody	2023	Culp, Bill	1910	Dolan, Joe	1899-1901	Evers, John	1917
Clement, Wallace	1908-09	Culp, Ray	1963-66	Dominguez, Seranthony	2018-19; 21-	Ewing, Bob	1910-11
Clements, Jack	1884-97	Culver, George	1973-74			Eyre, Scott	2008-09
Cloyd, Tyler	2012-13	Cummings, Midre	1997	Donahue, Charles	1904	Eyrich, George	1943
Coble, Dave	1939	Curry, Tony	1960-61	Donahue, John (Deacon)	1943-44		
Coffman, Dick	1945	Curtis, Cliff	1911-12	Donahue, Red	1898-1901	F	
Coggin, David	2000-02	Curtis, Zac	2017-18	Donnelly, Blix	1946-50	Faircloth, Jim (Rags)	1919
Cohen, Al	1933	Cusick, Tony	1884-87	Donohue, Joe	1891	Fallenstin, Ed	1931
Coker, Jimmie	1958; 60-62	Cyr, Tyler	2022	Donovan, Jerry	1906	Falter, Bailey	2021-23
Cole, Dave	1955			Dooan, Red	1902-14	Familia, Jeurys	2022
Coleman, Choo Choo	1961			Doolan, Mickey	1905-13	Fanning, Jack	1894
Coleman, John	1883-84	D		Doster, Dave	1996; 99	Farmer, Ed	1974; 82-83
Coleman, John	1890	Daal, Omar	2000-01	Douglass, Klondike	1898-1904	Farrar, Sid	1883-89
Collard, Earl	1930	Dahlgren, Babe	1943	Dowd, Tom	1897	Farrell, Dick (Turk)	1956-61; 67-69
Collier, Lou	2004	Dalley, Sam	1929	Dowell, Ken	1987	Farrell, Jack	1886
Collins, Phil	1929-35	Daily, Ed	1885-87	Downey, Tom	1912	Fasano, Sal	2006
Colton, Larry	1968	Dairympfle, Clay	1960-68	Downs, Dave	1972	Featherston, Taylor	2016
Combs, Pat	1989-92	Daniels, Tony	1945	Dowse, Tom	1892	Feinberg, Ed	1938-39
Comer, Steve	1983	Danks, Jordan	2015	Doyle, Conny	1883	Felix, Harry	1902
Command, Jim	1954-55	d'Arnaud, Chase	1960	Doyle, Denny	1970-73	Feliz, Neftali	2021
Compton, Mike	1970	Darrow, George	1934	Doyle, John	1904	Feliz, Pedro	2008-09
Condrey, Clay	2006-09	Daulton, Darren	1983; 85-97	Drake, Solly	1959	Ferguson, Alex	1927-29
Conger, Dick	1943	Davis, Austin	2018-20	Draws, Karl	1951-54	Ferguson, Bob	1883
Conine, Jeff	2006	Davis, Curt	1934-36	Dubiel, Monk	1948	Ferguson, Charlie	1884-87
						Fernandez, Chico	1957-59

ALL-TIME ROSTER

Hudson, Charles 1983-86
 Hughes, Jared 2019
 Hughes, Keith 1987
 Hughes, Roy 1939-40; 46
 Hughes, Tom 1941-42; 46-47
 Hulen, Bill 1896
 Hulswitt, Rudy 1902-04
 Hume, Tom 1986-87
 Humphries, Albert 1910-11
 Humphries, Jack 1946
 Hunter, Brian L. 2001
 Hunter, Brian R. 2000
 Hunter, Cedric 2016
 Hunter, Rich 1996
 Hunter, Tommy 2018-20
 Hurst, Don 1928-34
 Huston, Harry 1906
 Hutchison, Drew 2018
 Hutto, Jim 1970
 Hutton, Tom 1972-77

I

Ibañez, Raúl 2009-11
 Iburg, Ham 1902
 Iguchi, Tadahito 2007; 08
 Imlay, Doc 1913
 Incaviglia, Pete 1993-94; 96
 Inks, Bert 1896
 Iorg, Dane 1977
 Irelan, Harold 1914
 Irvin, Cole 2019-20
 Irwin, Arthur 1886-89; 94
 Isales, Orlando 1980

J

Jacklitsch, Fred 1900-02; 07-10
 Jackson, Danny 1993-94
 Jackson, Grant 1965-70
 Jackson, John 1933
 Jackson, Ken 1987
 Jackson, Larry 1966-68
 Jackson, Mike 1970
 Jackson, Mike 1986-87
 Jacobs, Bill 1914; 18-19
 Jacquez, Thomas 2000
 Jahn, Art 1928
 James, Chris 1986-89
 James, Jeff 1968-69
 Jankowski, Travis 2021
 Javier, Stan 1992
 Jefferies, Gregg 1995-98
 Jeffries, Irvine 1934
 Jelts, Greg 1987
 Jeltz, Steve 1983-89
 Jenkins, Fergie 1965-66
 Jenkins, Geoff 2008
 Jennings, Hugh 1901-02
 Jimenez, Cesar 2013-15
 Johnson, Alex 1964-65
 Johnson, Charles 1908
 Johnson, Darrell 1961
 Johnson, Davey 1977-78
 Johnson, Deron 1969-73
 Johnson, Jerry 1968-69
 Johnson, John 1894
 Johnson, Ken 1950-51
 Johnson, Si 1940-43; 46
 Johnson, Syl 1934-40
 Johnson, Tom 1897
 Johnstone, Jay 1974-78
 Jok, Stan 1954
 Jones, Alex 1894
 Jones, Barry 1992
 Jones, Dale 1941
 Jones, Damon 2021-22
 Jones, Doug 1994
 Jones, Jesse 1923
 Jones, Nippy 1952

Jones, Ron 1988-91
 Jones, Todd 2004
 Jones, Willie 1947-59
 Jonnard, Bubber 1926-27; 35
 Jordan, Buck 1938
 Jordan, Charlie 1896
 Jordan, Kevin 1995-2001
 Jordan, Niles 1951
 Jordan, Ricardo 1996
 Jordan, Ricky 1988-94
 Jorgens, Orville 1935-37
 Joseph, Rick 1967-70
 Joseph, Tommy 2016-17
 Joyce, Matt 2021
 Judd, Oscar 1945-48
 Juden, Jeff 1994-95
 Jumonville, George 1940-41
 Junge, Eric 2002-03
 Jurisich, Al 1946-47

K

Kaat, Jim 1976-79
 Kahoe, Mike 1905
 Kane, Harry 1905-06
 Kantlehner, Erv 1916
 Kappel, Joe 1884
 Karl, Andy 1943-46
 Karp, Ryan 1995; 97
 Kata, Matt 2005
 Kaufmann, Tony 1907
 Kazanski, Ted 1953-58
 Keating, Chick 1926
 Keefe, Tim 1891-93
 Keegan, Ed 1959; 62
 Keenan, James 1920-21
 Keener, Harry 1896
 Keister, Bill 1903
 Kelleher, Hal 1935-38
 Kelley, Trevor 2020
 Kelly, Bill 1928
 Kelly, Charlie 1883
 Kelly, Kick 1883
 Kelly, Michael 2022
 Kelly, Mike 1926
 Kelly, Ty 2017
 Kenders, Al 1961
 Kendrick, Howie 2017
 Kendrick, Kyle 2007-14
 Kennedy, Ian 2021
 Kennedy, John 1957
 Kennedy, Vern 1944-45
 Kerkering, Orion 2023
 Kerkisiek, Bill 1939
 Kern, Jim 1984
 Killefer, Bill 1911-17
 Kilroy, Mike 1891
 Kim, Hyun Soo 2017
 Kimball, Newt 1943
 Kimbrel, Craig 2023
 Kimmick, Walt 1925-26
 King, Bill 1891
 King, Lee 1921-22
 Kingery, Scott 2018-22
 Kintzler, Brandon 2021
 Kipper, Thornton 1953-55
 Klaus, Billy 1962-63
 Klein, Chuck 1928-33; 36-39; 40-44
 Klein, Phil 2016
 Kleinhans, Ted 1934
 Kleinow, Red 1911
 Klippstein, John 1963-64
 Knabe, Otto 1907-13
 Knapp, Andrew 2017-21
 Knebel, Corey 2022
 Knell, Phil 1892
 Knicely, Alan 1985
 Knight, Jack 1925-26
 Knight, Joe 1884

Knothe, Fritz 1933
 Knothe, George 1932
 Knowles, Darold 1966
 Koehler, Dick 1946-48
 Koegel, Pete 1971-72
 Konetchy, Ed 1921
 Konstanty, Jim 1948-54
 Koonsman, Jerry 1984-85
 Koppe, Joe 1959-61
 Koster, Fred 1931
 Koupal, Lou 1929-30
 Kowalik, Fabian 1936
 Koy, Ernie 1942
 Kracher, Joe 1939
 Kratz, Erik 2011-13; 15
 Kraus, Tex 1943; 45
 Kroll, Gary 1964
 Krueger, Otto 1905
 Krug, Henry 1902
 Kruk, John 1989-94
 Krukow, Mike 1982
 Kucek, Jack 1979
 Kuenn, Harvey 1966
 Kuzava, Bob 1955

L

Laforest, Pete 2007
 LaGrow, Lerrin 1980
 Lajoie, Nap 1896-1900
 Lake, Steve 1989-92
 Lakeman, Al 1947-48
 LaMaster, Wayne 1937-38
 Lambert, Gene 1941-42
 Lampe, Henry 1895
 Landrum, Don 1957
 Lannan, John 2013
 Lanning, Tom 1938
 Lapihuska, Andy 1942-43
 LaPoint, Dave 1991
 LaPointe, Ralph 1947
 Larson, Dan 1978-81
 Lauder, Billy 1898-99
 Lavalliere, Mike 1984
 Lavender, Jim 1917
 Laxton, Bill 1970
 Leach, Fred 1923-28
 Leahy, Dan 1896
 LeBourveau, Beau 1919-22
 Ledee, Ricky 2002-04
 Lee, Bill 1943-45
 Lee, Cliff 1921-24
 Lee, Cliff P. 2009; 11-14
 Lee, Harold 1931-33
 Lee, Travis 2000-02
 Lefebvre, Joe 1983-86
 Legg, Greg 1986-87
 Lehman, Ken 1961
 Lehr, Clarence 1911
 Leiper, Dave 1996
 Leiter, Mark 1997-98
 Leiter Jr., Mark 2017-18
 Lemon, Jim 1963
 Lennon, Ed 1928
 Leon, Izzy 1945
 Leonard, Dutch 1947-48
 Lepcio, Ted 1960
 Lerch, Randy 1975-80; 86
 Leriau, Walt 1928-29
 Lersch, Barry 1969-73
 Lerud, Steven 2012-13
 Leslie, Roy 1922
 Letchas, Charlie 1939; 44; 46
 Levan, Jesse 1947
 Levy, Ed 1940
 Lewis, Bert 1924
 Lewis, Fred 1883
 Lewis, Mark 1998
 Lezcano, Sixto 1983-84

Lidge, Brad 2008-11
 Lidle, Cory 2004-06
 Lieber, Jon 2005-07
 Lieberthal, Mike 1994-2006
 Lincoln, Brad 2014
 Lindblom, Josh 2012
 Lindell, Johnny 1953-54
 Lindeman, Jim 1991-92
 Lindsey, Doug 1991; 93
 Linz, Phil 1966-67
 Linzy, Frank 1974
 LiPetri, Angelo 1956; 58
 Lipp, Tom 1897
 Liriano, Pedro 2005
 Lis, Joe 1970-72
 Liska, Ad 1932-33
 Litwiler, Danny 1940-43
 Lively, Ben 2017-18
 Livingston, Mickey 1941-43
 Krug, Henry 2020-21
 Loan, Mike 1912
 Lobert, Hans 1911-14
 Lock, Don 1967-69
 Locke, Bobby 1962-64
 Loewen, Adam 2015
 Loewer, Carlton 1998-99
 Lofton, Kenny 2005
 Lohrke, Jack 1952-53
 Lohrman, Bill 1934
 Lohse, Kyle 2007
 Lonborg, Jim 1973-79
 Long, Herman 1904
 Longmire, Tony 1993-95
 Lonnett, Joe 1956-59
 Lopata, Stan 1948-58
 Lopatka, Art 1946
 Lopez, Aquilino 2005
 Lopez, Marcelino 1963
 Lopez, Rodrigo 2009
 Lord, Carlton 1923
 Lorenzen, Michael 2023
 Lough, David 2016
 Loughlin, Larry 1967
 Loup, Aaron 2018
 Lovenguth, Lynn 1955
 Loviglio, Jay 1980
 Luvullo, Torey 1999
 Lowrey, Peanuts 1955
 Lucas, Fred 1935
 Lucid, Con 1895-96
 Lucier, Louis 1944-45
 Luderus, Fred 1910-20
 Lukens, Al 1894
 Luna, Hector 2012
 Lupien, Tony 1944-45
 Lush, John 1904-07
 Luzinski, Greg 1970-80
 Lyle, Sparky 1980-82
 Lynch, Tom 1884-85
 Lyons, Harry 1887
 Lyons, Terry 1929

M

Mabry, John 2002
 MacDonald, Harvey 1928
 Machado, Anderson 2003
 Mackanin, Pete 1978-79
 Madden, Tom 1911
 Maddox, Garry 1975-86
 Maddux, Mike 1986-89
 Madison, Art 1895
 Madrid, Alex 1988-89
 Madson, Ryan 2003-11
 Maduro, Calvin 1996-97
 Magee, Bill 1899; 1902
 Magee, Sherry 1904-14
 Magee Jr., Wendell 1996-99
 Mahaffey, Art 1960-65

HISTORY

ALL-TIME ROSTER

Mahan, Art	1940	McFetridge, Jack	1890; 1903	Moore, Euel	1934-36	Newsome, Skeeter	1946-47
Mahar, Frank	1902	McGaffigan, Patsy	1917-18	Moore, John	1934-37	Niarhos, Gus	1954-55
Maharg, Bill	1916	McGill, Willie	1895-96	Moore, Matt	2021	Nicasio, Juan	2017; 19
Maher, Tom	1902	McGinnis, Gus	1893	Moore, McKinley	2023	Nichols, Chester	1930-32
Main, Miles	1918	McGowan, Dustin	2015	Morales, Francisco	2022	Nichols, Kid	1905-06
Malis, Cy	1934	McGraw, Bob	1928-29	Moran, Pat	1910-14	Nicholson, Bill	1949-53
Malkmus, Bobby	1960-62	McGraw, Tug	1975-84	Morandini, Mickey	1990-97; 2000	Nicholson, Frank	1912
Mallon, Les	1931-32	McGuire, Deacon	1886-88	Morehead, Seth	1957-59	Nichol, Doug	2000-02
Malone, Chuck	1990	McInnis, John	1927	Moreland, Keith	1978-81	Niehoff, Bert	1915-17
Mancuso, Gus	1945	McKee, Rogers	1943-44	Morlock, Harry	1891-92	Nieto, Tom	1989-90
Mangus, George	1912	McLaughlin, Barnie	1887	Moren, Lew	1907-10	Nieves, Wil	2014
Manning, Jack	1883-85	McLaughlin, Warren	1900; 03	Morgan, Adam	2015-20	Nittoli, Vinny	2022
Manship, Jeff	2014	McLeod, Jim	1933	Morgan, Bob	1954-57	Nix, Jayson	2014
Manto, Jeff	1993	McLish, Cal	1962-64	Morgan, Joe	1960	Nix, Laynce	2012-13
Marchán, Rafael	2020-21	McMillon, Billy	1997	Morgan, Joe	1983	Nixon, Al	1926-28
Mariot, Michael	2016	McPherson, John	1904	Morin, Mike	2019	Nola, Aaron	2015-
Mamie, Hal	1940-42	McQuillan, George	1907-10; 15-16	Moroney, Jim	1910	Nolan, The Only	1885
Marsh, Brandon	2022-	McWilliams, Larry	1989	Morris, John	1966	Nolan, Dickie	1979-81; 90
Marsh, Tom	1992; 94-95	Meadows, Henry	1919-23	Morris, John	1991	Nops, Jerry	1896
Marshall, Doc	1904	Meadows, Louie	1990	Morrison, Jim	1977-78	Norris, Leo	1936-37
Marshall, Rube	1912-14	Medina, Adonis	2020-21	Morrison, Logan	2019	Northey, Ron	1942-44; 46-47; 57
Marson, Lou	2008-09	Melendez, Francisco	1984; 86	Morton, Charlie	2016	Norwood, James	2022
Marte, Yunior	2023	Melton, Rube	1941-42	Morton, Sparrow	1884	Novikoff, Lou	1946
Martel, Leon	1909	Meoli, Rudi	1979	Moser, Walt	1906	Nunez, Abraham	2006-07
Martin, Ethan	2013-14	Mercado, Hector	2002-03	Moss, Brandon	2011	Nye, Ryan	1997-98
Martin, Herschel	1937-40	Mercado, Óscar	2022	Mott, Bitsy	1945		
Martin, Jack	1914	Mertes, Sam	1896	Motz, Frank	1890		
Martin, Jerry	1974-78	Mesa, Jose	2001-03; 07	Moyer, Jamie	2006-10	O	
Martin, Renie	1984	Metz, Len	1923-25	Mrozinski, Ron	1954-55	Oana, Prince	1934
Martinez, Carmelo	1990	Meusel, Irish	1918-21	Mueller, Heinie	1938-41	Oates, Johnny	1975-76
Martinez, Manny	1996	Meyer, Ben	1925	Mulcahy, Hugh	1935-40; 45-46	Oberholtzer, Brett	2016
Martinez, Michael	2011-13	Meyer, Jack	1955-61	Mulholland, Terry	1989-93; 96	O'Brien, Frank	1923
Martinez, Pedro	2009	Meyer, Russ	1949-52	Mullen, Ford (Moon)	1944	O'Connor, Frank	1893
Martinez, Ramon	2005	Micelotta, Bobby	1954-55	Mulligan, Dick	1946	O'Donnell, Harry	1927
Marty, Joe	1939-41	Michaels, Jason	2001-05	Mulvey, Joe	1883-89; 92	O'Doul, Lefty	1929-30
Mason, Hank	1958; 60	Milbourne, Larry	1983	Muniz, Manny	1971	Oeschger, Joe	1914-19; 24
Mason, Roger	1993-94	Miller, Bob	1949-58	Munninghoff, Scott	1980	Offerman, Jose	2005
Masters, Walt	1937	Miller, Brad	2019; 21	Munoz, Bobby	1994-97	Ogando, Nefi	2015
Masterson, Paul	1940-42	Miller, Cyclone	1884	Muñoz, Yairo	2022	Ogea, Chad	1999
Mathews, Greg	1992	Miller, Ed	1948-49	Munson, Red	1905	Oldis, Bob	1962-63
Mathieson, Scott	2006; 10-11	Miller, Elmer	1929	Murphy, Con	1884	Olivares, Omar	1995
Maton, Nick	2021-22	Miller, Hugh	1911	Murphy, Dale	1990-92	Oliver, Al	1984
Matteson, Henry	1914	Miller, John	1920-21	Murphy, Dummy	1914	Oliver, Gene	1967
Matthews, Gary	1981-83	Miller, Keith	1988-89	Murphy, Dwayne	1989	O'Neal, Oran (Skinny)	1925; 27
Matthewson, Dale	1943-44	Miller, Leo	1923	Murphy, Ed	1898	O'Neal, Randy	1989
Matuszek, Len	1981-84	Miller, Ralph	1920-21	Murphy, Ed	1942	O'Neil, John	1946
Maul, Al	1887; 1900	Miller, Roy	1912-13	Murphy, Ed	1942	Ontiveros, Steve	1989-90
Maun, Ernie	1926	Miller, Russ	1927-28	Murphy, Morgan	1898; 1900	Oropesa, Eddie	2001
Mauney, Dick	1945-47	Miller, Stu	1956	Murray, Colton	2015-16	O'Rourke, Joe	1929
Mauser, Tim	1991; 93	Miller, Trever	2000	Murray, Glenn	1996	Orr, Pete	2011-13
May, Derrick	1997	Millette, Joe	1992-93	Murray, Pat	1919	Orth, Al	1895-1901
May, Pinky	1939-43	Millies, Walt	1939-41	Murray, Tom	1894	Ortiz, Luis	2023
Mayberry Jr., John	2009-14	Milligan, John	1928-31	Murtaugh, Danny	1941-43; 46	Osborn, Fred	1907-09
Mayer, Ed	1890-91	Millwood, Kevin	2003-04	Mussill, Barney	1944	O'Sullivan, Sean	2014-15
Mayer, Erskine	1912-18	Milnar, Al	1946	Muzziotti, Simón	2022	Oswalt, Roy	2010-11
Mayes, Paddy	1911	Milner, Hoby	2017-18	Myers, Al	1885; 89-91	Otero, Ricky	1996-97
Mayo, Jack	1948-53	Milton, Eric	2004	Myers, Bert	1900	Owens, Jim	1955-56; 58-62
Mazzera, Mike	1940	Mimbs, Michael	1995-97	Myers, Brett	2002-09	Owens, Red	1899
McAvoy, George	1914	Miner, Zach	2013				
McBride, Bake	1977-81	Mitchell, Clarence	1923-28	N		P	
McCarthy, Tommy	1886-87	Mitchell, Fred	1903-04	Nagel, Bill	1941	Pache, Cristian	2023
McCarver, Tim	1970-72; 75-80	Mitchell, Larry	1996	Nahem, Sam	1942; 48	Packard, Gene	1919
McCauley, Al	1890	Mokan, John	1922-27	Nahorodny, Bill	1976	Padden, Tommy	1943
McClain, Reggie	2020	Molinaro, Bob	1982-83	Nash, Billy	1896-98	Padgett, Don	1947-48
McClellan, Bill	1883-84	Mollenkamp, Fred	1914	Nash, Jim	1972	Padilla, Vicente	2000-05
McCloskey, John	1906-07	Monchak, Alex	1940	Nava, Daniel	2017	Pagan, Jose	1973
McCormack, Don	1980-81	Money, Don	1968-72	Naylor, Earl	1942-43	Pall, Donn	1993
McCormick, Frank	1946-47	Monge, Sid	1982-83	Neagle, Jack	1883	Palmer, David	1988
McCormick, Moose	1908	Moniak, Mickey	2020-22	Neale, Greasy	1921	Palmer, Lowell	1969-71
McCurdy, Harry	1930-33	Monroe, John	1921	Neeman, Cal	1960-61	Palys, Stan	1953-55
McCutchen, Andrew	2019-21	Montague, John	1975	Negray, Ron	1955-56	Papelbon, Jonathan	2012-15
McDonald, John	2013	Montanez, Willie	1970-75; 82	Neibauer, Gary	1972	Pardo, Al	1988-89
McDonough, Ed	1909-10	Monteagudo, Rene	1945	Neiger, Al	1960	Paredes, Jimmy	2016
McDowell, Roger	1989-91	Montgomery, Steve	1999	Nelson, Nick	2022-	Parent, Mark	1997-98
McElroy, Chuck	1989-90	Moore, Brad	1988; 90	Nelson, Red	1912-13	Park, Chan Ho	2009
McElroy, Jim	1884	Moore, Dee	1933-34	Neris, Héctor	2014-21	Parker, Blake	2019-20
McFadden, Barney	1902	Moore, Dee	1943; 46	Neshek, Pat	2017; 18-19	Parker, Dixie	1923
McFarland, Ed	1897-1901	Moore, Earl	1908-13	Newell, Tom	1987	Parkinson, Frank	1921-24
				Newhan, David	2000-01	Parrett, Jeff	1989-90; 96

ALL-TIME ROSTER

Parrilla, Sam	1970	Proly, Mike	1981	Roach, Mel	1962	Santiago, Jose	2001-02
Parrish, Lance	1987-88	Pruett, Hub	1927-28	Roberson, Chris	2006-07	Sardinha, Dane	2010-11
Paskert, Dode	1911-17	Puckett, Troy	1911	Roberts, Dave W.	1982	Saucier, Kevin	1978-80
Pasquariello, Mike	1919	Punto, Nick	2001-03	Roberts, Ken	2015	Saunders, Michael	2017
Passeau, Claude	1936-39	Purcell, Blondie	1883-84	Roberts, Robin	1948-61	Savage, Harold	1912
Paulette, Gene	1919-20	Purnell, Jesse	1904	Robertson, David	2019; 22	Savage, Ted	1962
Paulino, David	2021	Pyle, Shadow	1884	Robertson, Mike	1997	Savery, Joe	2011-13
Pearcock, Johnny	1944-45			Robertson, Nate	2010	Sawatski, Carl	1958-59
Pearce, Frank	1933-35			Robinson, Bill	1972-74; 82-83	Saylor, Phil	1891
Pearce, Harry	1937-19	Q		Robinson, Craig	1972-73	Scanlon, Frank	1909
Pearson, Ike	1939-42; 46	Qualls, Chad	2012	Robinson, Don	1992	Scarce, Mac	1972-74
Peel, Homer	1929	Qualters, Tom	1953; 57-58	Robinson, Humberto	1959-60	Scarritt, Russ	1932
Peguero, Julio	1992	Quantrill, Paul	1994-95	Robles, Mauricio	2013	Scarsons, Steve	1992
Pellagrini, Eddie	1951	Quinn, John	1911	Rodriguez, Felix	2004	Schaffer, Jim	1966-67
Pena, Roberto	1968	Quinn, Roman	2016; 2018-22	Rodriguez, Joely	2016-17	Schall, Gene	1995-96
Pence, Hunter	2011-12	Quintero, Humberto	2013	Rodriguez, Pedro (Freddy)	1959	Schanz, Charley	1944-47
Penson, Paul	1954	Quirico, Rafael	1996	Rodriguez, Sean	2019	Scharein, George	1937-40
Peraza, Luis	1969			Roebuck, Ed	1964-66	Schatzeder, Dan	1986-87
Perez, Juan	2011	R		Roenicke, Ron	1986-87	Scheible, John	1894
Perez, Tomas	2000-05	Rader, Dave	1979	Rogodzinski, Mike	1973-75	Schell, Danny	1954-55
Perez, Tony	1983	Rader, Don	1921	Rogovin, Saul	1955-57	Scherrer, Bill	1988
Perez, Yorkis	1998-99	Raffensberger, Ken	1943-47	Rojas, Cookie	1963-69	Schesler, Dutch	1931
Perkins, Cameron	2017	Raffo, Al	1969	Rojas, Johan	2023	Schettler, Lou	1910
Person, Robert	1999-2002	Ragan, Pat	1923	Rolen, Scott	1996-2002	Schierholtz, Nate	2012
Peterman, Bill	1942	Ragland, Frank	1933	Rollins, Jimmy	2000-14	Schilling, Curt	1992-2000
Peters, John	1921-22	Rambo, Pete	1926	Romero, J.C.	2007-11	Schmidt, Fred	1947
Peterson, Kent	1952-53	Ramirez, Elizardo	2004	Romero, JoJo	2020-22	Schmidt, Mike	1972-89
Pettibone, Jonathan	2013-14	Ramirez, J.C.	2013	Rosario, Francisco	2007	Schneider, Brian	2010-12
Pettit, Leon	1937	Ramos, Edgar	1997	Rose, Pete	1979-83	Schott, Gene	1939
Pezzullo, Pretzels	1935-36	Ramos, Edubray	2016-19	Rosenberg, B.J.	2012-14	Schrenk, Steve	1999-2000
Pfeil, Bobby	1971	Ramos, Pedro	1967	Rosin, Seth	2015	Schrivier, Pop	1888-90
Phelps, David	2020	Ramos, Wilson	2018	Ross, Bob	1956	Schroll, Al	1959
Phillee, Dave	1958-60	Ransom, Cody	2010	Rossman, Bubby	2022	Schu, Rick	1984-87; 91
Phillips, Adolfo	1964-66	Rapp, Joseph	1921-23	Rosso, Ramón	2020-21	Schueler, Ron	1974-76
Phillips, Buz	1930	Rawley, Shane	1984-88	Roth, Frank	1903-04	Schulmerich, Wes	1933-34
Phillips, J.R.	1996	Rawlings, Johnny	1920-21	Rowan, Jack	1911	Schulte, Frank	1917
Phillips, Taylor	1959-60	Raymond, Lou	1919	Rowand, Aaron	2006-07	Schulte, Herman	1940
Piatt, Wiley	1898-1900	Ready, Randy	1989-91; 94-95	Rowe, Schoolboy	1943; 46-49	Schulte, John	1928
Piccuto, Nick	1945	Realmuto, J.T.	2019-	Rowell, Bama	1948	Schultz, Howie	1947-48
Pickrel, Clarence	1933	Reams, Leroy	1969	Roy, Charles	1906	Schultz, Joe	1924-25
Pickup, Ty	1918	Rebel, Art	1938	Roy, Luther	1929	Schultze, John	1891
Pierce, Ray	1925-26	Redus, Gary	1986	Roznovsky, Vic	1969	Schuster, Patrick	2016
Pierce, Dick	1883	Reed, Jerry	1981-82	Ruble, Bill	1934	Schwarber, Kyle	2022-
Pierre, Juan	2012	Reed, Milt	1913-14	Rucker, Dave	1985-86	Schwimer, Michael	2011-12
Pillette, Duane	1956	Reed, Ron	1976-83	Rudolph, John	1903	Scott, Jack	1927
Pina, Horacio	1978	Register, Steven	2009	Ruf, Darin	2012-16	Scott, LeGrant	1939
Pinto, Bill	1922; 24	Reid, Scott	1969-70	Ruffcorn, Scott	1997	Scott, Marshall	1945
Pinto, Ricardo	2017	Reilly, Charlie	1892-95	Ruffin, Bruce	1986-91	Seanez, Rudy	2008
Pirela, José	2019	Reis, Tommy	1938	Ruiz, Carlos	2006-16	Searcy, Steve	1991-92
Pitko, Alex	1938	Relaford, Desi	1996-2000	Rupp, Cameron	2013-17	Seaton, Tom	1912-13
Pittinger, Charles	1905-07	Rementer, Butch	1904	Russell, James	2016	Sebra, Bob	1988-89
Pivetta, Nick	2017-20	Remsen, Jack	1884	Russell, John	1984-88	Sedgwick, Duke	1921
Plantenberg, Erik	1997	Rensa, Tony	1930-31	Ruthven, Dick	1973-75; 78-83	Sefcik, Kevin	1995-2000
Plassmeyer, Michael	2022-23	Repulski, Rip	1957-58	Ryal, Mark	1989	Segovia, Zack	2007
Plesac, Dan	2002-03	Rever, Ben	2013-15	Ryan, Connie	1952-53	Segura, Jean	2019-22
Plock, Walter	1891	Reyes, Carlos	2000	Ryan, John	1935	Selma, Dick	1970-73
Plouffe, Trevor	2018	Reynolds, Ken	1970-72	Ryan, Ken	1996-99	Seminick, Andy	1943-51; 55-57
Podgajny, Johnny	1940-43	Reynolds, Ronn	1986	Ryan, Mike	1968-73	Semproch, Ray	1958-59
Poff, John	1979	Rhem, Flint	1932-33			Sentell, Paul	1906-07
Poindexter, Jennings	1939	Rhodes, Arthur	2006	S		Seoane, Manny	1977
Polanco, Plácido	2002-05; 10-12	Ricci, Chuck	1995	Sadowski, Bob	1961	Service, Scott	1988
Poland, Hugh	1947	Rice, Bob	1926	Salas, Fernando	2019	Shantz, Bobby	1964
Politte, Cliff	1999-2002	Richardson, Ken	1946	Salisbury, Bill	1902	Sharrott, John	1893
Poole, Jim	1999	Richbourg, Lance	1921	Salvo, Manny	1943	Shea, Mervyn	1944
Porto, Al	1948	Richert, Pete	1974	Samuel, Juan	1983-89	Shea, Nap	1902
Portugal, Mark	1997-98	Richie, Lew	1906-09	Sanchez, Brian	2006; 12	Shean, Dave	1908-09
Possehl, Lou	1946-48; 51-52	Ridzik, Steve	1950; 52-55; 66	Sanchez, Alejandro	1982-83	Sheerin, Charles	1936
Post, Wally	1958-60	Riley, Lee	1944	Sánchez, Christopher	2021-	Shepherd, Keith	1992
Powell, Brian	2004	Ring, Jimmy	1921-25; 28	Sand, Heinie	1923-28	Sherlock, John	1930
Powell, Jake	1945	Ringo, Frank	1883-84	Sandberg, Ryne	1981	Shields, Ben	1931
Power, Vic	1964	Rios, Yacksel	2017-19	Sanders, Ben	1888-89	Shilling, Jim	1939
Powers, Les	1939	Ripple, Charlie	1944-46	Sandoval, Danny	2005-06	Shindle, Bill	1891
Pratt, Todd	1992-94; 2001-05	Ritchie, Wally	1987-88; 91-92	Sands, Donny	2022	Shipanoff, Dave	1985
Prendergast, Mike	1918-19	Ritter, Hank	1912	Sanford, Jack	1956-58	Shockley, Costen	1964
Pridie, Jason	2012	Rivera, Ben	1992-94	Sanicki, Ed	1949; 51	Short, Chris	1959-72
Prim, Ray	1935	Rixey, Eppa	1912-17; 19-20	Santana, Carlos	2018	Shugart, Frank	1897
Prince, Tom	1999-2000	Rizzo, Johnny	1940-41	Santana, Julio	2006	Shultz, Wallace	1911-12
Pritchett, Chris	2000	Roa, Joe	2002-03	Santiago, Benito	1996	Shumaker, Anthony	1999

ALL-TIME ROSTER

Wilhelm, Kaiser	1921	Wilson, Weston	2023	Woodward, Frank	1918-19	Young, Del	1937-40
Williams, Cy	1918-30	Wiltse, Hal	1931	Wooten, Shawn	2004	Young, Delmon	2013
Williams, George	1961	Wine, Bobby	1960; 62-68	Workman, Brandon	2020	Young, Dick	1951-52
Williams, Jerome	2014-15	Winston, Darrin	1997-98	Worley, Vance	2010-12	Young, Michael	2013
Williams, Luke	2021	Winters, Jesse	1921-23	Worrell, Tim	2004-05	Young, Mike	1988
Williams, Mike	1992-96; 2003	Wise, Rick	1964; 66-71	Wrightstone, Russ	1920-28		
Williams, Mitch	1991-93	Withdraw, Frank	1920; 22	Wyatt, Whit	1945		
Williams, Nick	2017-19	Wockenfuss, John	1984-85	Wyrostek, Johnny	1946-47; 52-54		
Williams, Walt	1903	Woehr, Andy	1923-24				
Willingham, Tom	1931-33	Wolf, Randy	1999-2006				
Willoughby, Claude	1925-30	Wolff, Bill	1902				
Wilson, Billy	1969-73	Wolstenholme, Abe	1883				
Wilson, Glenn	1984-87	Wolverton, Harry	1900-04				
Wilson, Hack	1934	Wood, George	1886-89				
Wilson, Jim	1923-28; 34-38	Wood, Pete	1889				
Wilson, Maxie	1940	Woods, Jim	1960-61				

Y

Yarnall, Rusty	1926
Yeabsley, Bert	1919
Yingling, Joe	1894
Youmans, Floyd	1989
Young, Bobby	1958

Z

Zachary, Tom	1936
Zachry, Pat	1985
Zagurski, Mike	2007; 10-11
Zeile, Todd	1996
Ziegler, Charlie	1900
Zimmer, Bradley	2022
Zimmer, Chief	1903
Zuber, Jon	1996; 98

MANAGERS

There have been 56 managers of the Phillies.

YEAR(S)	NAME	GAMES	W	L	T	PCT	YEAR(S)	NAME	GAMES	W	L	T	PCT
1883	Bob Ferguson	17	4	13	0	.235	1948-1952	Eddie Sawyer	591	296	292	3	.503
1883	Bill Purcell	82	13	68	1	.165	1952-1954	Steve O'Neill	324	182	140	2	.565
1884-1890	Harry Wright	755	387	351	17	.513	1954	Terry Moore	77	35	42	0	.455
1890	Jack Clements	19	13	6	0	.684	1955-1958	Mayo Smith	547	264	281	2	.484
1890	Al Reach	11	4	7	0	.364	1958-1960	Eddie Sawyer	227	94	132	1	.416
1890	Bob Allen	35	25	10	0	.714	1960	Andy Cohen	1	1	0	0	1.000
1890-1893	Harry Wright	472	249	215	8	.528	1960-1968	Gene Mauch	1331	645	684	2	.485
1894-1895	Arthur Irwin	263	149	110	4	.574	1968	George Myatt	2	2	0	0	1.000
1896	Billy Nash	131	62	68	1	.477	1968-1969	Bob Skinner	215	92	123	0	.423
1897-1898	George Stallings	180	74	104	2	.417	1969	George Myatt	54	19	35	0	.352
1898-1902	Bill Shettsline	677	367	303	7	.547	1970-1972	Frank Lucchesi	399	166	233	0	.416
1903	Chief Zimmer	139	49	86	4	.367	1972	Paul Owens	80	33	47	0	.413
1904-1906	Hugh Duffy	464	206	251	7	.430	1973-1979	Danny Ozark	1105	594	510	1	.538
1907-1909	Bill Murray	458	240	214	4	.528	1979-1981	Dallas Green	299	169	130	0	.565
1910-1914	Red Dooin	775	392	370	13	.514	1982-1983	Pat Corrales	248	132	115	1	.532
1915-1918	Pat Moran	586	323	257	6	.556	1983-1984	Paul Owens	239	128	111	0	.536
1919	Jack Coombs	62	18	44	0	.290	1985-1987	John Felske	384	190	194	0	.495
1919-1920	Gavvy Cravath	229	91	137	1	.400	1987-1988	Lee Elia	254	111	142	1	.439
1921	Bill Donovan	102	31	71	0	.304	1988	John Vukovich	9	5	4	0	.556
1921-1922	Kaiser Wilhelm	206	77	128	1	.376	1989-1991	Nick Leyva	338	148	189	1	.438
1923-1926	Art Fletcher	612	231	378	3	.380	1991-1996	Jim Fregosi	894	431	463	0	.482
1927	Stuffy McInnis	155	51	103	1	.332	1997-2000	Terry Francona	648	285	363	0	.440
1928-1933	Burt Shotton	923	370	549	4	.403	2001-2004	Larry Bowa	645	337	308	0	.522
1934-1938	Jimmy Wilson	763	280	477	6	.371	2004	Gary Varsho	2	1	1	0	.500
1938	Hans Lobert	2	0	2	0	.000	2005-2013	Charlie Manuel	1416	780	636	0	.551
1939-1941	Doc Prothro	460	138	320	2	.302	2013-2015	Ryne Sandberg	278	119	159	0	.428
1942	Hans Lobert	151	42	109	0	.278	2015-2017	Pete Mackanin	412	174	238	0	.422
1943	Bucky Harris	95	40	53	2	.432	2018-2019	Gabe Kapler	324	161	163	0	.497
1943-1945	Fred Fitzsimmons	283	102	179	2	.364	2020-2022	Joe Girardi	273	132	141	0	.484
1945-1948	Ben Chapman	476	197	277	2	.414	2022-	Rob Thomson	273	155	118	0	.568
1948	Dusty Cooke	13	6	6	1	.542							

Two-term managers and their records: Wright (636-566); Sawyer (390-424); Lobert (42-111); Myatt (21-35); Owens (161-158)

ALL-TIME COACHES ROSTER

*Amaro, Ruben	1980-81	#Elija, Lee	1980-81; 85-87	#Manuel, Charlie	2019	*Samuel, Juan	2011-17
Bengough, Benny	1946-58	Felske, John	1984	Mayo, Eddie	1952-54	*#Sandberg, Ryne	2013
Beringer, Carroll	1973-78	Ferrick, Tom	1959	McClure, Bob	2014-17	Scott, Tony	2001-03
Billmeyer, Mick	2004-13	Figueroa, Paco	2019-	McDonnell, Maje	1948-57	*Seminick, Andy	1957-58; 67-69
Bombard, Marc	2005-06	Flores, José David	2018	McLaren, John	2016-17	*Shea, Merv	1944-45
*#Bowa, Larry	1988-96; 2014-17	Gott, Jim	2018-20	*McLish, Cal	1965-66	Shepard, Larry	1967
Bristol, Dave	1982-85; 88	*Gross, Greg	2001-04; 10-12	McRae, Hal	1997-2000	Smith, Steve	2007-08
Brodzinski, Greg	2020-21	Guerrero, Pedro	2018-21	Meacham, Bobby	2020-22	*Spalding, Dick	1934-36
Calitri, Mike	2022-	*Hebner, Rich	2001	Menke, Denis	1989-96	*Stairs, Matt	2017
Camilli, Jason	2022-23	Henderson, Ramon	1998-2008	*Meyer, Ben	1925-26	Starlette, Herm	1979-81
Carter, Dick	1959-60	Henderson, Steve	2013-16	Mills, Brad	1997-2000	Stumpo, Bob	2018-21
*Cash, Dave	1996	*Hoak, Don	1967	Mizerock, John	2014-15	Sugden, Joe	1926-27
*Castro, Juan	2020-21	Hunter, Fred	1928-31; 33	*Morandini, Mickey	2016-17	Tannehill, Jesse	1920
Cisco, Galen	1997-2000	*Johnson, Deron	1982-84	Moses, Wally	1955-58	*Taylor, Tony	1977-79; 88-89
Cohen, Andy	1960	*Johnson, Syl	1939-41	Murphy, Dan	1927	*Thompson, Milt	2004-10
Combs, Earle	1954	*Jonnard, Bubber	1935	Myatt, George	1964-72	#Thomson, Rob	2018-22
Conroy, Wid	1922	Joyner, Wally	2013	Nichols, Rod	2013-15	Tiefenauer, Bob	1979
Cooke, Dusty	1948-52	Kaplan, Brian	2022-	*Oldis, Bob	1964-66	*Unser, Del	1985-88
Cotham, Caleb	2021-	Kerrigan, Joe	2003-04	Onslow, John	1931-32	*Varsho, Gary	2002-06
Cottier, Chuck	1997-2000	*Killefer, Bill	1942	Osteen, Claude	1982-88	Velandia, Jorge	2015
*#Cravath, Gavvy	1923	*Klein, Chuck	1942-45	Perkins, Cy	1946-54	Vincent, Al	1961-63
*Culp, Benny	1946-47	*Knowles, Darold	1989-90	Perlozzo, Sam	2009-12	*#Vukovich, John	1988-2004
Dancy, Bill	2005-06	Kranitz, Rick	2016-18	Podres, Johnny	1991-96	Wathan, Dusty	2018-
Davenport, Jim	1986-87	Lanier, Hal	1990-91	Posedel, Bill	1958	Whitehill, Earl	1943
Davis, Brandy	1972	Lemon, Bob	1961	Price, Bryan	2020	Widmar, Al	1962-64; 68-69
DeMars, Billy	1969-81	*#Lobert, Hans	1934-41	*Ragan, Pat	1924	*#Wilhelm, Kaiser	1921
Dickerson, Bobby	2019; 22-	Long, Kevin	2022-	Riddle, Johnny	1959	Williams, Jimmy	2007-08
Dillon, Joe	2020-21	Lopes, Davey	2007-10	Rigoli, Joe	1996-97	*Wine, Bobby	1972-83
Driver, Craig	2018-19	*Lowrey, Peanuts	1960-66	Rippelmeyer, Ray	1970-78	Wright, Jim	1996
Dubee, Rich	2005-13	Lundquist, Dave	2019-23	Roberts, Mel	1992-95	*Wyatt, Whit	1955-57
Earnshaw, George	1949-50	*#Mackanin, Pete	2009-12; 14-15	Ruhle, Vern	2001-02	Young, Chris	2018-19
*Edwards, Doc	1970-72	Mallee, John	2018-19	*Ryan, Mike	1980-95		

* Played for the Phillies # Managed the Phillies

YEAR-BY-YEAR FINISH

YEAR	MANAGER(S)	FINISH	W-L-T	PCT	ATTENDANCE
8-TEAM LEAGUE					
1883	Bob Ferguson & Bill Purcell	8	17-81-1	.178	55,992
1884	Harry Wright	6	39-73-1	.350	100,475
1885	Harry Wright	3	56-54-1	.509	150,698
1886	Harry Wright	4	71-43-5	.618	175,623
1887	Harry Wright	2	75-48-5	.605	253,671
1888	Harry Wright	3	69-61-1	.531	151,804
1889	Harry Wright	4	63-64-3	.496	281,869
1890	Harry Wright, Jack Clements, Al Reach & Bob Allen	3	78-53-1	.590	148,366
1891	Harry Wright	4	68-69-1	.496	217,282
12-TEAM LEAGUE					
1892	Harry Wright	4	87-66-1	.568	193,731
1893	Harry Wright	4	72-57-4	.556	293,019
1894	Arthur Irwin	4	71-57-1	.554	352,773
1895	Arthur Irwin	3	78-53-2	.594	474,971
1896	Billy Nash	8	62-68-0	.477	357,025
1897	George Stallings	10	55-77-2	.418	288,816
1898	George Stallings & Bill Shettsline	6	78-71-1	.523	265,414
1899	Bill Shettsline	3	94-58-2	.617	388,933
8-TEAM LEAGUE					
1900	Bill Shettsline	3	75-63-3	.543	301,913
1901	Bill Shettsline	2	83-57-0	.593	234,937
1902	Bill Shettsline	7	56-81-1	.409	112,066
1903	Chief Zimmer	7	49-86-4	.367	151,729
1904	Hugh Duffy	8	52-100-3	.345	140,771
1905	Hugh Duffy	4	83-69-3	.545	317,932

YEAR-BY-YEAR FINISH

YEAR	MANAGER(S)	FINISH	W-L-T	PCT	ATTENDANCE
1906	Hugh Duffy	4	71-82-1	.464	294,680
1907	Bill Murray	3	83-64-2	.564	341,216
1908	Bill Murray	4	83-71-1	.539	420,660
1909	Bill Murray	5	74-79-1	.484	303,177
1910	Red Dooin	4	78-75-4	.510	296,597
1911	Red Dooin	4	79-73-1	.520	416,000
1912	Red Dooin	5	73-79-0	.480	250,000
1913	Red Dooin	2	88-63-8	.579	470,000
1914	Red Dooin	6	74-80-0	.481	138,474
1915	Pat Moran	1	90-62-1	.592	449,898
1916	Pat Moran	2	91-62-1	.594	515,365
1917	Pat Moran	2	87-65-2	.571	354,428
1918	Pat Moran	6	55-68-2	.448	122,266
1919	Jack Coombs & Gavvy Cravath	8	47-90-1	.344	240,424
1920	Gavvy Cravath	8	62-91-0	.405	330,998
1921	Bill Donovan & Kaiser Wilhelm	8	51-103-0	.331	273,961
1922	Kaiser Wilhelm	7	57-96-1	.373	232,471
1923	Art Fletcher	8	50-104-1	.326	228,168
1924	Art Fletcher	7	55-96-1	.365	299,818
1925	Art Fletcher	T6	68-85-0	.444	304,905
1926	Art Fletcher	8	58-93-1	.385	240,600
1927	Stuffy McInnis	8	51-103-1	.332	305,420
1928	Burt Shotton	8	43-109-0	.283	182,168
1929	Burt Shotton	5	71-82-1	.464	281,200
1930	Burt Shotton	8	52-102-2	.340	299,007
1931	Burt Shotton	6	66-88-1	.429	284,849
1932	Burt Shotton	4	78-76-0	.506	268,914
1933	Burt Shotton	7	60-92-0	.395	156,421
1934	Jimmy Wilson	7	56-93-0	.376	169,885
1935	Jimmy Wilson	7	64-89-3	.420	205,470
1936	Jimmy Wilson	8	54-100-0	.351	249,219
1937	Jimmy Wilson	7	61-92-2	.400	212,790
1938	Jimmy Wilson & Hans Lobert	8	45-105-1	.301	161,111
1939	Doc Prothro	8	45-106-1	.299	277,973
1940	Doc Prothro	8	50-103-0	.327	207,177
1941	Doc Prothro	8	43-111-1	.281	231,401
1942	Hans Lobert	8	42-109-0	.278	230,183
1943	Bucky Harris & Fred Fitzsimmons	7	64-90-3	.417	466,975
1944	Fred Fitzsimmons	8	61-92-1	.399	369,586
1945	Fred Fitzsimmons & Ben Chapman	8	46-108-0	.299	285,057
1946	Ben Chapman	5	69-85-1	.448	1,045,247
1947	Ben Chapman	T7	62-92-1	.403	907,332
1948	Ben Chapman, Dusty Cooke & Eddie Sawyer	6	66-88-1	.429	767,429
1949	Eddie Sawyer	3	81-73-0	.526	819,698
1950	Eddie Sawyer	1	91-63-3	.589	1,217,035
1951	Eddie Sawyer	5	73-81-0	.474	937,658
1952	Eddie Sawyer & Steve O'Neill	4	87-67-0	.565	755,417
1953	Steve O'Neill	T3	83-71-2	.538	853,644
1954	Steve O'Neill & Terry Moore	4	75-79-0	.487	738,991
1955	Mayo Smith	4	77-77-0	.500	922,886
1956	Mayo Smith	5	71-83-0	.461	934,798
1957	Mayo Smith	5	77-77-2	.500	1,146,230
1958	Mayo Smith & Eddie Sawyer	8	69-85-0	.448	931,110
1959	Eddie Sawyer	8	64-90-1	.416	802,815
1960	Eddie Sawyer, Andy Cohen & Gene Mauch	8	59-95-0	.383	862,205
1961	Gene Mauch	8	47-107-1	.306	590,205
10-TEAM LEAGUE					
1962	Gene Mauch	7	81-80-0	.503	762,034
1963	Gene Mauch	4	87-75-0	.537	907,141
1964	Gene Mauch	T2	92-70-0	.568	1,425,891
1965	Gene Mauch	6	85-76-1	.528	1,166,376
1966	Gene Mauch	4	87-75-0	.537	1,108,201
1967	Gene Mauch	5	82-80-0	.506	828,888
1968	Gene Mauch, George Myatt & Bob Skinner	T7	76-86-0	.469	664,546

YEAR-BY-YEAR FINISH

YEAR	MANAGER(S)	FINISH	W-L-T	PCT	ATTENDANCE
TWO 6-TEAM DIVISIONS					
1969	Bob Skinner & George Myatt	5	63-99-0	.389	519,414
1970	Frank Lucchesi	5	73-88-0	.453	708,247
1971	Frank Lucchesi	6	67-95-0	.414	1,511,223
1972	Frank Lucchesi & Paul Owens	6	59-97-0	.378	1,343,329
1973	Danny Ozark	6	71-91-0	.438	1,475,934
1974	Danny Ozark	3	80-82-0	.494	1,808,648
1975	Danny Ozark	2	86-76-0	.531	1,909,233
1976	Danny Ozark	†1	101-61-0	.623	2,480,150
1977	Danny Ozark	†1	101-61-0	.623	2,700,070
1978	Danny Ozark	†1	90-72-0	.556	2,583,389
1979	Danny Ozark & Dallas Green	4	84-78-1	.519	2,775,011
1980	Dallas Green	†1	91-71-0	.562	2,651,650
1981	Dallas Green	#3	59-48-0	.551	1,638,932
1982	Pat Corrales	2	89-73-0	.549	2,376,394
1983	Pat Corrales & Paul Owens	†1	90-72-1	.556	2,128,339
1984	Paul Owens	4	81-81-0	.500	2,062,696
1985	John Felske	5	75-87-0	.463	1,830,350
1986	John Felske	2	86-75-0	.534	1,933,355
1987	John Felske & Lee Elia	T4	80-82-0	.494	2,100,110
1988	Lee Elia & John Vukovich	6	65-96-1	.404	1,990,041
1989	Nick Leyva	6	67-95-1	.411	1,861,985
1990	Nick Leyva	T4	77-85-0	.475	1,992,484
1991	Nick Leyva & Jim Fregosi	3	78-84-0	.481	2,050,012
1992	Jim Fregosi	6	70-92-0	.432	1,927,448
TWO 7-TEAM DIVISIONS					
1993	Jim Fregosi	†1	97-65-0	.599	3,137,674
THREE DIVISIONS (one 4-team, two 5-team)					
1994	Jim Fregosi	4	54-61-0	.470	2,290,971
1995	Jim Fregosi	T2	69-75-0	.479	2,043,588
1996	Jim Fregosi	5	67-95-0	.414	1,801,677
1997	Terry Francona	5	68-94-0	.420	1,490,638
THREE DIVISIONS (one 6-team, two 5-team)					
1998	Terry Francona	3	75-87-0	.463	1,715,702
1999	Terry Francona	3	77-85-0	.475	1,825,337
2000	Terry Francona	5	65-97-0	.401	1,612,769
2001	Larry Bowa	2	86-76-0	.531	1,782,054
2002	Larry Bowa	3	80-81-0	.497	1,618,141
2003	Larry Bowa	3	86-76-0	.531	2,259,948
2004	Larry Bowa & Gary Varsho	2	86-76-0	.531	3,250,092
2005	Charlie Manuel	2	88-74-0	.543	2,665,304
2006	Charlie Manuel	2	85-77-0	.525	2,701,815
2007	Charlie Manuel	†1	89-73-0	.549	3,108,325
2008	Charlie Manuel	†1	92-70-0	.568	3,422,583
2009	Charlie Manuel	†1	93-69-0	.574	3,600,693
2010	Charlie Manuel	†1	97-65-0	.599	3,647,249
2011	Charlie Manuel	†1	102-60-0	.630	3,680,718
2012	Charlie Manuel	3	81-81-0	.500	3,565,718
THREE DIVISIONS (5 teams each)					
2013	Charlie Manuel & Ryne Sandberg	4	73-89-0	.451	3,012,403
2014	Ryne Sandberg	5	73-89-0	.451	2,423,852
2015	Ryne Sandberg & Pete Mackanin	5	63-99-0	.389	1,831,080
2016	Pete Mackanin	4	71-91-0	.438	1,915,144
2017	Pete Mackanin	5	66-96-0	.407	1,905,354
2018	Gabe Kapler	3	80-82-0	.494	^2,155,695
2019	Gabe Kapler	4	81-81-0	.500	2,727,421
2020	Joe Girardi	3	28-32-0	.467	»None
2021	Joe Girardi	2	82-80-0	.506	1,515,888
2022	Joe Girardi & Rob Thomson	3	87-75-0	.537	2,276,736
2023	Rob Thomson	*2	90-72-0	.556	<u>3,052,605</u>
					158,270,117

World Champions; National League Champions; † NL Eastern Division Champions; * Clinched Wild Card berth;

Won 1st half (34-21, 1½ games ahead); third in 2nd half; ^ Does not include attendance for 8/19 game at Williamsport;

» 2020 regular season was played without fans due to the COVID-19 pandemic

IMPORTANT DATES

CLINCHING DATES

September 17	Phillies win 2011 NL East Title vs STL – Game 150
September 26	Phillies win 1976 NL East Title at MTL – Game 156 Phillies clinch 2023 Wild Card berth vs PIT – Game 157
September 27	Phillies win 1977 NL East Title at CHI – Game 157 Phillies win 2008 NL East Title vs WSH – Game 161 Phillies win 2010 NL East Title at WSH – Game 157
September 28	Phillies win 1983 NL East Title at CHI – Game 160 (of 163) Phillies win 1993 NL East Title at PIT – Game 157
September 29	Phillies win 1915 NL Pennant at BOS – Game 147 (of 152)
September 30	Phillies win 1978 NL East Title at PIT – Game 161 Phillies win 2007 NL East Title vs WSH – Game 162 Phillies win 2009 NL East Title vs HOU – Game 158
October 1	Phillies win 1950 NL Pennant at BKN – Game 157 (final game)
October 3	Phillies clinch 2022 Wild Card berth at HOU – Game 160
October 4	Phillies win 1980 NL East Title at MTL – Game 161
October 8	Phillies win 1983 NL Pennant vs LAD
October 12	Phillies win 1980 NL Pennant at HOU
October 13	Phillies win 1993 NL Pennant vs ATL
October 15	Phillies win 2008 NL Pennant at LAD
October 21	Phillies win 1980 World Series vs KC Phillies win 2009 NL Pennant vs LAD
October 23	Phillies win 2022 NL Pennant vs SD
October 29	Phillies win 2008 World Series vs TB (completion of suspended game started on 10/27)

PHILLIES IN FIRST PLACE – SOLE POSSESSION

(Since 1900)

May 1	June 1	July 1	At All-Star	August 1	September 1
1900	1900	1950	Break	1915	1915
1911	1913	1976	1950	1950	1950
1915	1964	1978	1964	1964	1964
1916	1976	1993	1974	1976	1976
1953	1981	1995	1976	1978	1977
1964	1993	2001	1978	1982	1978
1993	1995	2004	1982	1993	1993
2001	2001	2008	1993	2008	2009
2008	2008	2009	2001	2009	2011
2011	2009	2011	2004	2011	
2019	2011		2008	2018	
2021	2019		2009		
			2011		
			2018		

TIE GAMES

The Phillies have played 77 tie games since 1900, including a club-record eight in 1913. The last tie game was June 5, 1989 vs. Pittsburgh.

Tie games by NL club:

14	Cubs and *Braves
11	Giants
10	*Dodgers
9	Reds
8	Cardinals and Pirates
2	Expos
1	Mets
0	Brewers, Diamondbacks, Marlins, Padres and Rockies

*Phils have not had a tie vs. Braves or Dodgers since they moved to Atlanta and Los Angeles, respectively.

OPENING DAY

DATE	OPP	RESULT	WP	LP
5/1/1883	vs PRV	L, 4-3	Radbourn	COLEMAN
5/1/1884	vs DET	W, 13-2	FERGUSON	Weidman
5/2/1885	vs PRV	L, 8-2	Radbourn	FERGUSON
4/29/1886	at WSH	L, 6-3	Shaw	CASEY
4/28/1887	at NYG	L, 4-3	Keefe	DAILY
4/20/1888	vs BOS	L, 4-3	Clarkson	GLEASON
4/24/1889	at WSH	W, 8-4	BUFFINGTON	Keefe
4/19/1890	at NYG	W, 4-0	GLEASON	Rusie
4/22/1891	vs BKN	L, 14-8	Hemming	GLEASON
4/12/1892	vs NYG	L, 5-4	Rusie	KEEFE
4/28/1893	vs BKN	W, 7-5	WEYHING	Stein
4/19/1894	at WSH	L, 4-2	Esper	WEYHING
4/18/1895	at BAL	W, 7-6	TAYLOR	Esper
4/16/1896	vs BOS	L, 7-3	Nichols	TAYLOR
4/19/1897	at BOS	W, 6-5	ORTH	Nichols
4/16/1898	vs BKN	L, 7-6	Kennedy	DONAHUE
4/14/1899	vs WSH	W, 6-5	PIATT	Killen
4/19/1900	at BOS	W, 19-17 (10)	BERNHARDT	Nichols
4/18/1901	vs BKN	L, 12-7	Donovan	DUNN
4/17/1902	at NYG	L, 7-0	Mathewson	FELIX
4/17/1903	vs BOS	L, 8-3	Willis	FRASER
4/14/1904	vs BOS	W, 6-2	DUGGLEBY	Willis
4/14/1905	at BKN	W, 12-8	PITTINGER	Jones
4/12/1906	vs NYG	L, 3-2	Ames	LUSH
4/11/1907	at NYG	W, 3-0	CORRIDON	McGinnity
4/14/1908	vs NYG	L, 3-1	Mathewson	McQUILLAN
4/14/1909	at BOS	L, 9-5	Ferguson	COVELESKI
4/14/1910	vs BKN	L, 2-0	Rucker	McQUILLAN
4/12/1911	at NYG	W, 2-0	MOORE	Ames
4/11/1912	at BOS	L, 7-4	Perdue	ALEXANDER
4/9/1913	at BKN	W, 1-0	SEATON	Rucker
4/14/1914	vs NYG	W, 10-1	ALEXANDER	Marquard
4/14/1915	at BOS	W, 3-0	ALEXANDER	Rudolph
4/12/1916	vs NYG	W, 5-4	ALEXANDER	Stroud
4/11/1917	at BKN	W, 6-5	ALEXANDER	Dell

DATE	OPP	RESULT	WP	LP
4/16/1918	vs BOS	W, 5-2	MAYER	Ragan
4/23/1919	vs NYG	L, 10-7	Barnes	JACOBS
4/14/1920	at BKN	L, 9-2	Cadore	RIXEY
4/13/1921	vs NYG	L, 10-8 (11)	Toney	BETTS
4/12/1922	vs BOS	W, 7-1	MEADOWS	Oeschger
4/17/1923	at BKN	T, 5-5 (14)		
4/15/1924	vs BOS	T, 6-6 (11)		
4/14/1925	at BKN	L, 3-1	Vance	CARLSON
4/13/1926	vs BOS	W, 6-3	CARLSON	Genewich
4/12/1927	vs NYG	L, 15-7	Barnes	CARLSON
4/11/1928	at NYG	W, 4-3	RING	Petty
4/18/1929	vs NYG	L, 11-9	Hubbell	BENGE
4/15/1930	at BKN	W, 1-0	SWEETLAND	Clark
4/14/1931	vs NYG	L, 9-5	Fitzsimmons	H. ELLIOTT
4/12/1932	at NYG	L, 13-5	COLLINS	Walker
4/13/1933	vs BKN	L, 5-4	Clark	RHEM
4/17/1934	at NYG	L, 6-1	Hubbell	ELLIOTT
4/16/1935	vs BKN	L, 12-3	Mungo	DAVIS
4/14/1936	vs BOS	W, 4-1	DAVIS	MacFayden
4/19/1937	at BOS	W, 2-1 (11)	LaMASTER	Bush
4/19/1938	vs BKN	L, 12-5	Hamlin	LaMASTER
4/19/1939	at BOS	L, 7-6 (12)	Posedel	BUTCHER
4/16/1940	at NYG	W, 3-1	HIGBE	Hubbell
4/15/1941	vs BOS	W, 6-5	BLANTON	Errickson
4/14/1942	vs BOS	L, 2-1	Javery	JOHNSON
4/24/1943	at BKN	L, 11-4	Newsom	GERHEAUSER
4/18/1944	vs BKN	W, 4-1	BARRETT	Gregg
4/17/1945	at BKN	L, 8-2	Davis	RAFFENBERGER
4/16/1946	at NYG	L, 8-4	Voiselle	JUDD
4/15/1947	vs NYG	W, 4-3	ROWE	Voiselle
4/20/1948	vs BOS	W, 3-1	LEONARD	Sain
4/18/1949	at BOS	W, 4-0	HEINTZELMAN	Sain
4/18/1950	vs BKN	W, 9-1	ROBERTS	Newcombe
4/17/1951	at BKN	W, 5-2	ROBERTS	Erskine
4/16/1952	at NYG	L, 5-3	Maglie	ROBERTS

UNIFORM NUMBERS

- Highest number worn –** 99 by Mitch Williams in 1993, Turk Wendell in 2001, So Taguchi in 2008, Taijuan Walker in 2023
- Lowest number worn –** 0 by Al Oliver in 1984
00 by Omar Olivares in 1995, Rick White in 2006
- Most numbers worn –** 7 by Granny Hamner (1, 2, 6, 17, 29, 33, 37)
7 by Chuck Klein (1, 3, 8, 26, 29, 32, 36)

- Retired numbers –** 36 in 1962 (Robin Roberts)
1 in 1979 (Richie Ashburn)
32 in 1989 (Steve Carlton)
20 in 1990 (Mike Schmidt)
42 in 1997 (In honor of Jackie Robinson)
14 in 2001 (Jim Bunning)
15 in 2020 (Dick Allen)
34 in 2021 (Roy Halladay)

OPENING DAY

DATE	OPP	RESULT	WP	LP	DATE	OPP	RESULT	WP	LP
4/14/1953	vs NYG	L, 4-1	Jansen	ROBERTS	4/5/1988	vs PIT	L, 5-3	Dunne	RAWLEY
4/13/1954	at PIT	L, 4-2	Law	ROBERTS	4/4/1989	at CHI	L, 5-4	Sutcliffe	YOUNMANS
4/13/1955	vs NYG	W, 4-2	ROBERTS	Antonelli	4/10/1990	at CHI	L, 2-1	Lancaster	PARRETT
4/17/1956	at BKN	W, 8-6	ROBERTS	Newcombe	4/8/1991	at NYM	L, 2-1	Gooden	MULHOLLAND
4/16/1957	vs BKN	L, 7-6 (12)	Labine	ROBERTS	4/7/1992	vs CHI	L, 4-3	Maddux	MULHOLLAND
4/15/1958	at CIN	W, 5-4	SEMPROCH	Wight	4/5/1993	at HOU	W, 3-1	MULHOLLAND	Drabek
4/10/1959	vs CIN	W, 2-1	MAHAFFEY	Newcombe	4/4/1994	at COL	W, 12-6	SLOCUMB	M. Munoz
4/12/1960	at CIN	L, 9-4	Lawrence	ROBERTS	4/26/1995	at STL	L, 7-6	Arocha	CHARLTON
4/11/1961	at LA	L, 6-2	Drysdale	ROBERTS	4/2/1996	vs COL	L, 5-3	Ritz	FERNANDEZ
4/9/1962	at CIN	W, 12-4	MAHAFFEY	Jay	4/1/1997	at LA	W, 3-0	SCHILLING	R. Martinez
4/9/1963	vs CIN	W, 2-1	MAHAFFEY	Jay	3/31/1998	at NYM	L, 1-0 (14)	Wendell	BOTTALICO
4/14/1964	vs NYM	W, 5-3	KLIPPSTEIN	Jackson	4/5/1999	at ATL	W, 7-4	SCHILLING	Glavine
4/12/1965	at HOU	W, 2-0	SHORT	Bruce	4/4/2000	at ARI	L, 6-4	Johnson	ASHBY
4/13/1966	at STL	W, 3-2 (12)	CRAIG	Aust	4/2/2001	at FLA	W, 6-5 (13)	TELEMACO	Nunez
4/11/1967	at CHI	L, 4-2	Jenkins	BUNNING	4/1/2002	at ATL	L, 7-2	Glavine	PERSON
4/10/1968	at LA	W, 2-0	SHORT	Osteen	3/31/2003	at FLA	W, 8-5	MILLWOOD	Beckett
4/8/1969	at CHI	L, 7-6 (11)	Regan	LERSCH	4/5/2004	at PIT	L, 2-1	Wells	MILLWOOD
4/7/1970	vs CHI	W, 2-0	SHORT	Jenkins	4/4/2005	vs WSH	W, 8-4	LIEBER	L. Hernandez
4/6/1971	at PIT	L, 4-2	ELLIS	SHORT	4/3/2006	vs STL	L, 13-5	Carpenter	LIEBER
4/15/1972	at CHI	W, 4-2	CARLTON	Hands	4/2/2007	vs ATL	L, 5-3 (10)	Wickman	MADSON
4/6/1973	at NYM	L, 3-0	Seaver	CARLTON	3/31/2008	vs WSH	L, 11-6	Rivera	GORDON
4/6/1974	vs NYM	W, 5-4	SCARCE	McGraw	4/5/2009	vs ATL	L, 4-1	Lowe	MYERS
4/8/1975	at NYM	L, 2-1	Seaver	CARLTON	4/5/2010	at WSH	W, 11-1	HALLADAY	Lannan
4/10/1976	vs PIT	L, 5-4 (11)	Demery	McGRAW	4/1/2011	vs HOU	W, 5-4	BAEZ	Lyon
4/9/1977	vs MTL	L, 4-3	Brown	CARLTON	4/5/2012	at PIT	W, 1-0	HALLADAY	Bedard
4/7/1978	vs STL	L, 5-1	Forsch	CARLTON	4/1/2013	at ATL	L, 7-5	Avilan	HAMELS
4/6/1979	at STL	L, 8-1	Denny	CARLTON	3/31/2014	at TEX	W, 14-10	LEE	Figueroa
4/11/1980	vs MTL	W, 6-3	CARLTON	Rogers	4/6/2015	vs BOS	L, 8-0	Buchholz	HAMELS
4/8/1981	at CIN	L, 3-2	Hume	LYLE	4/4/2016	at CIN	L, 6-2	Ohlendorf	HERNANDEZ
4/8/1982	vs NYM	L, 7-2	Jones	CARLTON	4/3/2017	at CIN	W, 4-3	HELLICKSON	Feldman
4/5/1983	at NYM	L, 2-0	Sisk	CARLTON	3/29/2018	at ATL	L, 8-5	Vizcaino	NERIS
4/3/1984	at ATL	W, 5-0	CARLTON	Barker	3/28/2019	vs ATL	W, 10-4	NOLA	Teheran
4/9/1985	vs ATL	L, 6-0	Mahler	CARLTON	7/24/2020	vs MIA	L, 5-2	Alcantara	NOLA
4/7/1986	at CIN	L, 7-4	Soto	CARLTON	4/1/2021	vs ATL	W, 3-2 (10)	BROGDON	Jones
4/7/1987	at ATL	L, 7-0	Mahler	RAWLEY	4/8/2022	vs OAK	W, 9-5	NOLA	Montas
					3/30/2023	at TEX	L, 11-7	Ragans	SOTO

OPENING DAY NOTES

- The Phillies have a 63-76-2 Opening Day record.
- The two ties came in back-to-back seasons – 1923 at Brooklyn and 1924 vs. Boston.
- In 1907 the New York Giants forfeited the opener to the Phillies at the Polo Grounds.
- There have been 14 openers which have gone extra innings; the last was in 2021. The Phils are 5-7-2 in those games.

LAST TIME IT HAPPENED

Cycle—J.T. Realmuto, 6/12/23 at ARI
Five-hit game—Matt Vierling, 9/21/22 vs. TOR (10 inn.)
Five-RBI game—Kyle Schwarber, 8/8/23 vs WSH (gm 1)
Six-RBI game—Alec Bohm, 7/1/23 vs WSH
Seven-RBI game—Carlos Ruiz, 5/2/12 at ATL (11 inn.)
Eight-RBI game—Jayson Werth, 5/16/08 vs TOR
Home run by a pitcher—Kyle Gibson, 9/24/21 vs PIT
Grand slam—Kyle Schwarber, 7/1/23 vs WSH
Grand slam by a pitcher—Robert Person, 6/2/02 vs MTL
Pinch-hit grand slam—Andrew McCutchen, 6/23/21 vs WSH
Inside-the-park HR—Bryce Harper, 8/21/23 vs SF
Inside-the-park HR by a pitcher—Curt Simmons, 5/22/52 vs PIT
No-hitter—Michael Lorenzen, 8/9/23 vs WSH
Combined no-hitter—Cole Hamels/Jake Diekman/
Ken Giles/Jonathan Papelbon, 9/1/14 at ATL
No-hitter vs Phils—Josh Beckett, 5/25/14 vs LAD
Combined no-hitter vs Phils—Tylor Megill/Drew Smith/
Joely Rodriguez/Seth Lugo/Edwin Diaz, 4/29/22 at NYM

No-hitter vs Phils (less than 9 inn.)—Pascual Perez, 9/24/88 vs MTL (5 inn.)
One-hitter—Randy Wolf, 9/26/01 vs CIN
Combined one-hitter—Roy Oswalt/Ryan Madson/Brad Lidge, 9/22/10 vs ATL
One-hitter vs Phils—Jacob deGrom, 7/17/16 vs NYM
Combined one-hitter vs Phils—Giolito/Graveman/Bummer/López, 4/18/23 at CWS (gm 2)
Steal of home—Kyle Schwarber, 10/1/22 at WSH (gm 2)
Three steals in a game—Bryson Stott, 7/23/23 at CLE
Three home runs in a game—Brad Miller, 7/8/21 at CHI
Three doubles in a game—J.T. Realmuto, 6/4/22 vs LAA
Two triples in a game—Odúbel Herrera, 8/9/17 at ATL
Two hits, same inning—Trea Turner, 8/19/23 at WSH
Triple play by Phils—8/27/17 vs CHI (Javier Baez)
Triple play vs Phils—8/19/04 vs HOU (Todd Pratt)
Back-to-back CG shutouts (team)—9/14-15/86 vs NYM and PIT (Gross/Carman)
Back-to-back CG shutouts (pitcher)—Cole Hamels, 8/7/12 vs ATL and 8/13/12 at MIA

TRADES

MOST RECENT TRADE WITH EACH TEAM PLAYER FOR PLAYER DEALS ONLY

NATIONAL LEAGUE

Arizona—Nov. 14, 2015: Sam McWilliams for Jeremy Hellickson
Atlanta—Dec. 20, 2002: Johnny Estrada for Kevin Millwood
Chicago—Aug. 2, 2022: Ben Brown for David Robertson
Cincinnati—Dec. 31, 2014: Marlon Byrd for Ben Lively
Colorado—July 26, 2017: Pat Neshek for José Gómez, Alejandro Reuena and JD Hammer
Los Angeles—Feb. 15, 2020: Tyler Gilbert for Kyle Garlick
Miami—Feb. 7, 2019: Jorge Alfaro, Sixto Sánchez and Will Stewart for J.T. Realmuto
Milwaukee—Nov. 14, 2023: Oliver Dunn for Hendry Mendez and Robert Moore
New York—July 29, 2019: Austin Bossart for Jason Vargas
Pittsburgh—Aug. 1, 2023: Bailey Falter for Rodolfo Castro
St. Louis—July 30, 2022: JoJo Romero for Edmundo Sosa
San Diego—March 30, 2022: Kervin Pichardo for James Norwood
San Francisco—Jan. 9, 2023: Erik Miller for Yunior Marte
Washington—July 29, 2017: Howie Kendrick for McKenzie Mills

AMERICAN LEAGUE

Baltimore—July 30, 2021: Tyler Burch for Freddy Galvis
Boston—Jan. 8, 2021: Victor Santos for C.J. Chatham
Chicago—March 29, 2022: Adam Haseley for McKinley Moore
Cleveland—July 29, 2009: Carlos Carrasco, Jason Donald, Jason Knapp and Lou Marson for Cliff Lee and Ben Francisco
Detroit—Aug. 1, 2023: Hao-Yu Lee for Michael Lorenzen
Houston—Nov. 19, 2021: Logan Cerny for Garrett Stubbs
Kansas City—May 8, 2023: James McArthur for Junior Marin
Los Angeles—Aug. 2, 2022: Mickey Moniak and Jadel Sánchez for Noah Syndergaard; Logan O'Hoppe for Brandon Marsh
Minnesota—Dec. 6, 2012: Vance Worley and Trevor May for Ben Revere
New York—Nov. 19, 2021: Joel Valdez and T.J. Rumfield for Nick Nelson and Donny Sands
Oakland—March 29, 2023: Billy Sullivan for Cristian Pache
Seattle—June 2, 2019: Jake Scheiner for Jay Bruce
Tampa Bay—Nov. 6, 2023: Adam Leverett for Michael Mercado
Texas—July 30, 2021: Spencer Howard, Josh Gessner and Kevin Gowdy for Kyle Gibson, Ian Kennedy and Hans Cruise
Toronto—Aug. 31, 2022: Karl Ellison for Vinny Nittoli

SERVICE TIME

MOST SEASONS WITH PHILLIES

18	Mike Schmidt	1972-89
16	Granny Hamner	1944-59
15	Chuck Klein	1928-33; 36-44
	Tony Taylor	1960-71; 74-76
	Steve Carlton	1972-86
	Jimmy Rollins	2000-14
14	Jack Clements	1884-97
	Robin Roberts	1948-61
	Chris Short	1959-72
	Darren Daulton	1983; 1985-97
13	Ed Delahanty	1888-89; 91-1901
	Red Dooïn	1902-14
	Cy Williams	1918-30
	Willie Jones	1947-59
	Curt Simmons	1947-50; 52-60
	Mike Lieberthal	1994-2006
	Chase Utley	2003-15
	Ryan Howard	2004-16
12	Roy Thomas	1899-1908; 10-11
	Andy Seminick	1943-51; 55-57
	Richie Ashburn	1948-59
	Larry Bowa	1970-81
	Garry Maddox	1975-86

MOST YEARS REGULAR STARTER BY POSITION

Pos.	Player	Years
RHP	Robin Roberts	14 (1948-61)
LHP	Steve Carlton	15 (1972-86)
C	Jack Clements	10 (1885 + 1887-95)
1B	Ryan Howard	12 (2005-16)
2B	Chase Utley	10 (2005-14)
3B	Mike Schmidt	15 (1973-84 + 1986-88)
SS	Jimmy Rollins	14 (2001-14)
LF	Sherry Magee	9 (1905-13)
	Greg Luzinski	9 (1972-80)
CF	Richie Ashburn	12 (1948-59)
RF	Chuck Klein	9 (1928-30 + 1932-33 + 1936-38 + 1940)
	Bobby Abreu	9 (1998-2006)

ENTIRE CAREER PLAYED WITH PHILLIES (Retired Players)

18 years	Mike Schmidt
13 years	Ryan Howard
11 years	Larry Christenson
10 years	Terry Harmon, Bob Miller
8 years	Putsy Caballero
7 years	John Boozer, George Chalmers, Jack Meyer

PLAYING WITH PHILLIES THREE DIFFERENT TIMES

Player	1st Time	2nd Time	3rd Time
Bill Duggleby	1898	1901	1902-07
Bill Hallman	1888-89	1892-97	1901-03
Chuck Klein	1928-33	1936-39	1940-44

MOST CONTINUOUS SERVICE IN PHILADELPHIA

18	Mike Schmidt	Phillies	1972-89
16	Granny Hamner	Phillies	1944-59
15	Jimmy Dykes	A's	1918-32
	Bobby Clarke	Flyers	1969-84
	Steve Carlton	Phillies	1972-86
	Jimmy Rollins	Phillies	2000-14
	Claude Giroux	Flyers	2007-22
14	Cy Perkins	A's	1917-30
	Robin Roberts	Phillies	1948-61
	Chuck Bednarik	Eagles	1949-62
	Chris Short	Phillies	1959-72
	Brandon Graham	Eagles	2010-present
13	Harold Carmichael	Eagles	1971-83
	Darren Daulton	Phillies	1985-97
	Mike Lieberthal	Phillies	1994-2006
	Brian Dawkins	Eagles	1996-2008
	Chase Utley	Phillies	2003-15
	Ryan Howard	Phillies	2004-16
	Jason Kelce	Eagles	2011-23
	Sean Couturier	Flyers	2011-present

REGULAR STARTERS AT THREE DIFFERENT POSITIONS

Dick Allen	3B (1964-67)	LF (1968)	1B (1969; 75-76)
Ed Andrews	2B (1884)	LF (1885)	CF (1886-88)
Ed Delahanty	CF (1891-92)	LF (1893-99; 1901)	1B (1900)
Bill Hallman	SS (1899)	2B (1892-96; 1901)	3B (1902)
Von Hayes	RF (1983-84, 89-90)	CF (1985)	1B (1986-88)

PHILLIES PLAYING ALL FOUR INFIELD POSITIONS

Dick Allen	Lave Cross	Terry Harmon	Dots Miller	Mike Schmidt
Ruben Amaro	Ed Delahanty	Charlie Hayes	Bobby Morgan	Pop Schriver
John Antonelli	Cozy Dolan	Roy Hughes	Emmett Mueller	Glen Stewart
Shad Berry	She Donahue	Hal Irelan	Dode Paskert	Tony Taylor
Lena Blackburne	Mariano Duncan	Wally Kimmick	Harry Pearce	John Vukovich
Andrés Blanco	Barney Friberg	Pete Mackanin	Tomas Perez	Jimmy Walsh
Eric Bruntlett	Freddy Galvis	Les Mallon	Bobby Pfeil	Joe Ward
Johan Camargo	Kid Gleason	Ramon Martinez	Charlie Reilly	Luke Williams
Ernie Courtney	Bill Grey	Brad Miller	Sean Rodriguez	Russ Wrightstone
	Bill Hallman		Cookie Rojas	

REGULARS BY POSITION

<p style="text-align: center;">1883</p> <p>1B Farrar .233 2B R. Ferguson .258 SS McClellan .230 3B Warner .227 C Gross .307 LF Purcell .268 CF Lewis .250 RF Manning .267</p>	<p style="text-align: center;">1889</p> <p>1B Farrar .268 2B Myers .269 SS Hallman .253 3B Mulvey .289 C Clements .284 LF Wood .251 CF Fogarty .259 RF Thompson .296</p>	<p style="text-align: center;">1895</p> <p>1B Boyle .253 2B Hallman .314 SS Sullivan .338 3B L. Cross .271 C Clements .394 LF Delahanty .404 CF Hamilton .369 RF Thompson .392</p>	<p style="text-align: center;">1901</p> <p>1B Jennings .275 2B Hallman .184 SS M. Cross .197 3B Wolverton .309 C McFarland .285 LF Delahanty .357 CF Thomas .309 RF Flick .336</p>	<p style="text-align: center;">1907</p> <p>1B Bransfield .233 2B Knabe .255 SS Doolan .204 3B Courtney .243 C Dooin .211 LF Magee .328 CF Thomas .243 RF Titus .275</p>
<p style="text-align: center;">1884</p> <p>1B Farrar .245 2B Andrews .221 SS McClellan .258 3B Mulvey .229 C Crowley .244 LF Purcell .252 CF Fogarty .212 RF Manning .271</p>	<p style="text-align: center;">1890</p> <p>1B McCauley .244 2B Myers .277 SS Allen .226 3B Mayer .242 C Clements .315 LF Hamilton .325 CF Burke .263 RF Thompson .313</p>	<p style="text-align: center;">1896</p> <p>1B Brouthers .344 2B Hallman .320 SS Hulen .265 3B Nash .247 C Grady .318 LF Delahanty .397 CF Cooley .307 RF Thompson .298</p>	<p style="text-align: center;">1902</p> <p>1B Jennings .277 2B Childs .194 SS Hulswitt .272 3B Hallman .248 C Dooin .231 LF Browne .260 CF Thomas .286 RF Barry .287</p>	<p style="text-align: center;">1908</p> <p>1B Bransfield .304 2B Knabe .218 SS Doolan .234 3B Grant .244 C Dooin .248 LF Magee .283 CF Osborn .267 RF Titus .286</p>
<p style="text-align: center;">1885</p> <p>1B Farrar .245 2B Myers .204 SS Bastian .167 3B Mulvey .269 C Clements .191 LF Andrews .266 CF Fogarty .232 RF Manning .256</p>	<p style="text-align: center;">1891</p> <p>1B W. Brown .243 2B Myers .230 SS Allen .221 3B Shindle .210 C Clements .310 LF Hamilton .340 CF Delahanty .243 RF Thompson .294</p>	<p style="text-align: center;">1897</p> <p>1B Lajoie .363 2B L. Cross .259 SS Gillen .259 3B Nash .258 C Boyle .253 LF Delahanty .377 CF Cooley .329 RF Dowd .292</p>	<p style="text-align: center;">1903</p> <p>1B Douglas .255 2B Gleason .284 SS Hulswitt .247 3B Wolverton .308 C Roth .273 LF Barry .276 CF Thomas .327 RF Keister .320</p>	<p style="text-align: center;">1909</p> <p>1B Bransfield .292 2B Knabe .234 SS Doolan .219 3B Grant .269 C Dooin .224 LF Magee .270 CF Bates .293 RF Titus .270</p>
<p style="text-align: center;">1886</p> <p>1B Farrar .248 2B Bastian .217 SS Irwin .233 3B Mulvey .267 C McGuire .198 LF Wood .273 CF Andrews .249 RF Fogarty .293</p>	<p style="text-align: center;">1892</p> <p>1B Connor .294 2B Hallman .292 SS Allen .227 3B Reilly .196 C Clements .264 LF Hamilton .330 CF Delahanty .306 RF Thompson .305</p>	<p style="text-align: center;">1898</p> <p>1B Douglas .258 2B Lajoie .328 SS M. Cross .257 3B Lauder .263 C McFarland .282 LF Delahanty .334 CF Cooley .312 RF Flick .313</p>	<p style="text-align: center;">1904</p> <p>1B Doyle .220 2B Gleason .274 SS Hulswitt .244 3B Wolverton .266 C Dooin .242 LF Titus .294 CF Thomas .290 RF Magee .277</p>	<p style="text-align: center;">1910</p> <p>1B Bransfield .239 2B Knabe .261 SS Doolan .263 3B Grant .268 C Dooin .242 LF Magee .331 CF Bates .305 RF Titus .241</p>
<p style="text-align: center;">1887</p> <p>1B Farrar .282 2B McLaughlin .220 SS Irwin .254 3B Mulvey .287 C Clements .280 LF Wood .289 CF Andrews .325 RF Fogarty .261</p>	<p style="text-align: center;">1893</p> <p>1B Boyle .286 2B Hallman .307 SS Allen .268 3B Reilly .245 C Clements .285 LF Delahanty .368 CF Hamilton .380 RF Thompson .370</p>	<p style="text-align: center;">1899</p> <p>1B Cooley .276 2B Lajoie .380 SS M. Cross .257 3B Lauder .268 C McFarland .333 LF Delahanty .410 CF Thomas .325 RF Flick .342</p>	<p style="text-align: center;">1905</p> <p>1B Bransfield .259 2B Gleason .247 SS Doolan .254 3B Courtney .275 C Dooin .250 LF Magee .299 CF Thomas .317 RF Titus .308</p>	<p style="text-align: center;">1911</p> <p>1B Luderus .301 2B Knabe .237 SS Doolan .238 3B Lobert .285 C Dooin .328 LF Magee .288 CF Paskert .273 RF Titus .284</p>
<p style="text-align: center;">1888</p> <p>1B Farrar .244 2B Bastian .193 SS Irwin .219 3B Mulvey .216 C Clements .245 LF Wood .229 CF Andrews .239 RF Fogarty .236</p>	<p style="text-align: center;">1894</p> <p>1B Boyle .301 2B Hallman .309 SS Sullivan .352 3B L. Cross .386 C Clements .346 LF Delahanty .407 CF Hamilton .399 RF Thompson .404</p>	<p style="text-align: center;">1900</p> <p>1B Delahanty .323 2B Lajoie .346 SS M. Cross .202 3B Wolverton .282 C McFarland .305 LF Slagle .287 CF Thomas .316 RF Flick .378</p>	<p style="text-align: center;">1906</p> <p>1B Bransfield .275 2B Gleason .227 SS Doolan .230 3B Courtney .236 C Dooin .245 LF Magee .282 CF Thomas .254 RF Titus .267</p>	<p style="text-align: center;">1912</p> <p>1B Luderus .257 2B Knabe .282 SS Doolan .258 3B Lobert .327 C Killefer .224 LF Magee .306 CF Paskert .315 RF Cravath .284</p>

REGULARS BY POSITION

1913	1919	1925	1931	1937
1B Luderus .262	1B Luderus .293	1B Hawks .322	1B Hurst .305	1B Camilli .339
2B Knabe .263	2B Paulette .259	2B Friberg .270	2B Mallon .309	2B Young .194
SS Doolan .218	SS Bancroft .272	SS Sand .278	SS Bartell .289	SS Scharein .241
3B Lobert .300	3B Blackburne .199	3B Huber .284	3B Whitney .287	3B Whitney .341
C Killefer .244	C Adams .233	C Wilson .328	C S. Davis .326	C Atwood .244
LF Magee .306	LF Meusel .305	LF Burns .292	LF Klein .337	LF Arnovich .290
CF Paskert .262	CF Williams .278	CF Harper .349	CF Brickell .253	CF H. Martin .283
RF Cravath .341	RF Callahan .230	RF Williams .314	RF Arlett .313	RF Klein .325
1914	1920	1926	1932	1938
1B Luderus .248	1B Paulette .288	1B Bentley .258	1B Hurst .339	1B Weintraub .311
2B Byrne .272	2B Rawlings .234	2B Friberg .268	2B Mallon .259	2B Mueller .250
SS Martin .253	SS Fletcher .296	SS Sand .272	SS Bartell .308	SS Young .229
3B Lobert .275	3B R. Miller .219	3B Huber .245	3B Whitney .298	3B Whitney .277
C Killefer .234	C Wheat .226	C Wilson .305	C S. Davis .336	C Atwood .196
LF Becker .325	LF Meusel .309	LF Moka .303	LF H.B. Lee .303	LF Arnovich .275
CF Paskert .264	CF Williams .325	CF Leach .329	CF G. Davis .309	CF H. Martin .298
RF Cravath .299	RF Stengel .292	RF Williams .345	RF Klein .348	RF Klein .247
1915	1921	1927	1933	1939
1B Luderus .315	1B Konetchy .321	1B Wrightstone .306	1B Hurst .267	1B Suhr .318
2B Niehoff .238	2B J. Smith .231	2B Thompson .303	2B Warner .224	2B Hughes .228
SS Bancroft .254	SS Parkinson .253	SS Sand .299	SS Bartell .271	SS Scharein .238
3B Byrne .209	3B Wrightstone .296	3B Friberg .233	3B McLeod .194	3B May .287
C Killefer .237	C Bruggy .310	C Wilson .275	C S. Davis .349	C S. Davis .307
LF Becker .246	LF Meusel .353	LF Spalding .296	LF Schulmerich .334	LF Arnovich .324
CF Paskert .244	CF Williams .320	CF Leach .306	CF Fullis .309	CF H. Martin .282
RF Cravath .285	RF LeBourveau .295	RF Williams .274	RF Klein .368	RF Marty .254
1916	1922	1928	1934	1940
1B Luderus .281	1B Leslie .271	1B Hurst .285	1B Camilli .265	1B Mahan .244
2B Niehoff .243	2B Parkinson .275	2B Thompson .287	2B Chiozza .304	2B Schulte .236
SS Bancroft .212	SS Fletcher .280	SS Sand .211	SS Bartell .310	SS Bragan .222
3B Stock .281	3B Rapp .253	3B Whitney .301	3B Walters .260	3B May .293
C Killefer .217	C Henline .316	C Lerian .272	C Todd .318	C Warren .246
LF Whitted .281	LF C.W. Lee .322	LF Leach .304	LF Allen .330	LF Rizzo .292
CF Paskert .279	CF Williams .308	CF Sothorn .285	CF G. Davis .293	CF Marty .270
RF Cravath .283	RF C. Walker .337	RF Klein .360	RF Moore .343	RF Klein .218
1917	1923	1929	1935	1941
1B Luderus .261	1B Holke .311	1B Hurst .304	1B Camilli .261	1B Etten .311
2B Niehoff .255	2B Tierney .317	2B Thompson .324	2B Chiozza .284	2B Murtaugh .219
SS Bancroft .243	SS Sand .228	SS Thevenow .227	SS Haslin .265	SS Bragan .251
3B Stock .264	3B Wrightstone .273	3B Whitney .327	3B Vergez .249	3B May .267
C Killefer .274	C Henline .324	C Lerian .223	C Todd .290	C Warren .214
LF Whitted .280	LF Moka .313	LF O'Doul .398	LF Watkins .270	LF Litwhiler .305
CF Paskert .251	CF Williams .293	CF Sothorn .306	CF Allen .307	CF Marty .268
RF Cravath .280	RF C. Walker .281	RF Klein .356	RF Moore .323	RF Benjamin .235
1918	1924	1930	1936	1942
1B Luderus .288	1B Holke .300	1B Hurst .327	1B Camilli .315	1B Etten .264
2B McGaffigan .203	2B Ford .272	2B Thompson .282	2B Gomez .232	2B Glossop .225
SS Bancroft .265	SS Sand .245	SS Thevenow .286	SS Norris .265	SS Bragan .218
3B Stock .274	3B Wrightstone .307	3B Whitney .342	3B Whitney .294	3B May .238
C Adams .176	C Henline .284	C S. Davis .313	C Grace .249	C Warren .209
LF Meusel .279	LF Moka .260	LF O'Doul .383	LF Moore .328	LF Litwhiler .271
CF Williams .276	CF Williams .328	CF Sothorn .280	CF Chiozza .297	CF L. Waner .261
RF Cravath .232	RF Harper .294	RF Klein .386	RF Klein .309	RF Northey .251

REGULARS BY POSITION

1943	1949	1955	1961	1967
1B Wasdell .261	1B Sisler .289	1B Blaylock .208	1B Herrera .257	1B White .250
2B Murtaugh .273	2B E. Miller .207	2B Morgan .232	2B Taylor .250	2B C. Rojas .259
SS Stewart .211	SS Hamner .263	SS Smalley .196	SS Amaro .257	SS Wine .190
3B May .282	3B Jones .244	3B Jones .258	3B C. Smith .248	3B Allen .307
C Livingston .249	C Seminick .243	C Seminick .246	C Dalrymple .220	C Dalrymple .172
LF Triplett .272	LF Ennis .302	LF Ennis .296	LF Callison .266	LF Gonzalez .339
CF E. Adams .256	CF Ashburn .284	CF Ashburn .338	CF Gonzalez .277	CF Briggs .232
RF Northey .278	RF Nicholson .234	RF Greengrass .272	RF Demeter .257	RF Callison .261
1944	1950	1956	1962	1968
1B Lupien .283	1B Waitkus .284	1B Blaylock .254	1B Sievers .262	1B White .239
2B Mullen .267	2B Goliat .234	2B Kazanski .211	2B Taylor .259	2B C. Rojas .232
SS Hamrick .205	SS Hamner .270	SS Hamner .224	SS Wine .244	SS Pena .260
3B Stewart .220	3B Jones .267	3B Jones .277	3B Demeter .307	3B Taylor .250
C Finley .249	C Seminick .288	C Lopata .267	C Dalrymple .276	C Ryan .179
LF Wasdell .277	LF Sisler .296	LF Ennis .260	LF Savage .266	LF Allen .263
CF E. Adams .283	CF Ashburn .303	CF Ashburn .303	CF Gonzalez .302	CF Gonzalez .264
RF Northey .288	RF Ennis .311	RF Valo .289	RF Callison .300	RF Callison .244
1945	1951	1957	1963	1969
1B Wasdell .300	1B Waitkus .257	1B Bouchee .293	1B Sievers .240	1B Allen .288
2B Daniels .200	2B Caballero .186	2B Hamner .227	2B Taylor .281	2B C. Rojas .228
SS Mott .221	SS Hamner .255	SS Fernandez .262	SS Wine .215	SS Money .229
3B Antonelli .256	3B Jones .285	3B Jones .218	3B Hoak .231	3B Taylor .262
C Seminick .239	C Seminick .227	C Lopata .237	C Dalrymple .252	C Ryan .204
LF Triplett .240	LF Sisler .287	LF H. Anderson .268	LF Covington .303	LF Briggs .238
CF DiMaggio .257	CF Ashburn .344	CF Ashburn .297	CF Gonzalez .306	CF Hisle .266
RF Dinges .287	RF Ennis .267	RF Repulski .260	RF Callison .284	RF Callison .265
1946	1952	1958	1964	1970
1B McCormick .284	1B Waitkus .289	1B Bouchee .257	1B Herrnstein .234	1B D. Johnson .256
2B Verban .275	2B Ryan .241	2B Hemus .284	2B Taylor .251	2B Doyle .208
SS Newsome .232	SS Hamner .275	SS Fernandez .230	SS Wine .212	SS Bowa .250
3B Tabor .268	3B Jones .250	3B Jones .271	3B Allen .318	3B Money .295
C Seminick .264	C Burgess .296	C Lopata .248	C Dalrymple .238	C McCarver .287
LF Ennis .313	LF Ennis .289	LF H. Anderson .301	LF Covington .280	LF Briggs .270
CF Wyrostek .281	CF Ashburn .282	CF Ashburn .350	CF Gonzalez .278	CF Hisle .205
RF Northey .249	RF Wyrostek .274	RF Post .282	RF Callison .274	RF R. Stone .262
1947	1953	1959	1965	1971
1B Schultz .223	1B Torgeson .274	1B Bouchee .285	1B Stuart .234	1B D. Johnson .265
2B Verban .285	2B Hamner .276	2B S. Anderson .218	2B Taylor .229	2B Doyle .231
SS Newsome .229	SS Kazanski .217	SS Koppe .261	SS Wine .228	SS Bowa .249
3B Handley .253	3B Jones .225	3B Freese .268	3B Allen .302	3B J. Vukovich .166
C Seminick .252	C Burgess .292	C Sawatski .293	C Dalrymple .213	C McCarver .278
LF Ennis .275	LF Ennis .285	LF H. Anderson .240	LF A. Johnson .294	LF Gamble .221
CF Walker .371	CF Ashburn .330	CF Ashburn .266	CF Gonzalez .295	CF Montanez .255
RF Wyrostek .273	RF Wyrostek .271	RF Post .254	RF Callison .262	RF Freed .221
1948	1954	1960	1966	1972
1B Sisler .274	1B Torgeson .271	1B Herrera .281	1B White .276	1B Hutton .260
2B Hamner .260	2B Hamner .299	2B Taylor .287	2B C. Rojas .268	2B Doyle .249
SS E. Miller .246	SS Morgan .262	SS Amaro .231	SS Groat .260	SS Bowa .250
3B Caballero .245	3B Jones .271	3B Dark .242	3B Allen .317	3B Money .222
C Seminick .225	C Burgess .368	C Coker .214	C Dalrymple .245	C Bateman .222
LF Blatnik .260	LF Ennis .261	LF Callison .260	LF Gonzalez .286	LF Luzinski .281
CF Ashburn .333	CF Ashburn .313	CF DelGreco .237	CF Briggs .282	CF Montanez .247
RF Ennis .290	RF Clark .240	RF K. Walters .239	RF Callison .276	RF Robinson .239

REGULARS BY POSITION

1973

1B Montanez	.263
2B Doyle	.273
SS Bowa	.211
3B Schmidt	.196
C Boone	.261
LF Luzinski	.285
CF Unser	.289
RF Robinson	.288

1979

1B Rose	.332
2B Trillo	.260
SS Bowa	.241
3B Schmidt	.256
C Boone	.287
LF Luzinski	.255
CF Maddox	.282
RF McBride	.279

1985

1B Schmidt	.301
2B Samuel	.264
SS Jeltz	.189
3B Schu	.253
C Virgil	.244
LF Stone	.264
CF V. Hayes	.252
RF Wilson	.272

1991

1B Kruk	.302
2B Morandini	.249
SS Thon	.253
3B C. Hayes	.225
C Daulton	.196
LF Chamberlain	.243
CF Dykstra	.294
RF Murphy	.250

1997

1B Brogna	.256
2B Morandini	.292
SS Stocker	.267
3B Rolen	.283
C Lieberthal	.249
LF Jefferies	.255
CF Cummings	.305
RF Daulton	.286

1974

1B Montanez	.304
2B Cash	.300
SS Bowa	.275
3B Schmidt	.282
C Boone	.240
LF Luzinski	.275
CF Unser	.268
RF M. Anderson	.250

1980

1B Rose	.283
2B Trillo	.292
SS Bowa	.267
3B Schmidt	.287
C Boone	.229
LF Luzinski	.229
CF Maddox	.259
RF McBride	.307

1986

1B V. Hayes	.299
2B Samuel	.263
SS Jeltz	.217
3B Schmidt	.280
C Russell	.241
LF Redus	.249
CF Thompson	.256
RF Wilson	.270

1992

1B Kruk	.334
2B Morandini	.254
SS Bell	.205
3B Hollins	.270
C Daulton	.271
LF Duncan	.235
CF Dykstra	.301
RF Amaro	.202

1998

1B Brogna	.267
2B Lewis	.249
SS Relaford	.244
3B Rolen	.290
C Lieberthal	.254
LF Jefferies	.294
CF Glanville	.279
RF Abreu	.315

1975

1B Allen	.236
2B Cash	.305
SS Bowa	.305
3B Schmidt	.253
C Boone	.252
LF Luzinski	.301
CF Maddox	.293
RF M. Anderson	.253

1981

1B Rose	.325
2B Trillo	.287
SS Bowa	.284
3B Schmidt	.314
C Boone	.215
LF Matthews	.303
CF Maddox	.264
RF McBride	.274

1987

1B V. Hayes	.296
2B Samuel	.272
SS Jeltz	.227
3B Schmidt	.299
C Parrish	.247
LF James	.288
CF Thompson	.300
RF Wilson	.263

1993

1B Kruk	.318
2B Morandini	.246
SS Stocker	.324
3B Hollins	.273
C Daulton	.256
LF Incaviglia	.278
CF Dykstra	.305
RF Eisenreich	.323

1999

1B Brogna	.278
2B Anderson	.255
SS Arias	.288
3B Rolen	.267
C Lieberthal	.302
LF Gant	.257
CF Glanville	.325
RF Abreu	.337

1976

1B Allen	.267
2B Cash	.284
SS Bowa	.248
3B Schmidt	.262
C Boone	.271
LF Luzinski	.307
CF Maddox	.331
RF Johnstone	.319

1982

1B Rose	.271
2B Trillo	.271
SS DeJesus	.237
3B Schmidt	.280
C Diaz	.287
LF Matthews	.281
CF Maddox	.285
RF Dernier	.234

1988

1B V. Hayes	.273
2B Samuel	.244
SS Jeltz	.189
3B Schmidt	.253
C Parrish	.211
LF Bradley	.265
CF Thompson	.291
RF James	.250

1994

1B Kruk	.295
2B Morandini	.289
SS Stocker	.273
3B Hollins	.226
C Daulton	.301
LF Incaviglia	.219
CF Dykstra	.271
RF Eisenreich	.307

2000

1B Burrell	.274
2B Morandini	.254
SS Relaford	.221
3B Rolen	.299
C Lieberthal	.281
LF Gant	.256
CF Glanville	.275
RF Abreu	.316

1977

1B Hebner	.284
2B Sizemore	.282
SS Bowa	.280
3B Schmidt	.275
C Boone	.284
LF Luzinski	.309
CF Maddox	.293
RF McBride	.326

1983

1B Rose	.237
2B Morgan	.228
SS DeJesus	.254
3B Schmidt	.256
C Diaz	.233
LF Matthews	.259
CF Maddox	.275
RF V. Hayes	.279

1989

1B Jordan	.283
2B Herr	.286
SS Thon	.269
3B C. Hayes	.257
C Daulton	.202
LF Kruk	.330
CF Dykstra	.223
RF V. Hayes	.248

1995

1B Hollins	.235
2B Morandini	.287
SS Stocker	.218
3B C. Hayes	.276
C Daulton	.251
LF Jefferies	.265
CF Van Slyke	.234
RF Eisenreich/Whiten	.329

2001

1B Lee	.257
2B Anderson	.294
SS Rollins	.275
3B Rolen	.289
C Estrada	.224
LF Burrell	.258
CF Glanville	.263
RF Abreu	.290

1978

1B Hebner	.283
2B Sizemore	.220
SS Bowa	.294
3B Schmidt	.254
C Boone	.276
LF Luzinski	.265
CF Maddox	.288
RF McBride	.271

1984

1B Matuszek	.222
2B Samuel	.272
SS DeJesus	.259
3B Schmidt	.274
C Virgil	.261
LF Wilson	.239
CF V. Hayes	.295
RF Lezcano	.277

1990

1B Jordan	.241
2B Herr	.263
SS Thon	.256
3B C. Hayes	.257
C Daulton	.269
LF Kruk	.276
CF Dykstra	.326
RF V. Hayes	.269

1996

1B Jefferies	.286
2B Morandini	.252
SS Stocker	.251
3B Zeile	.258
C Santiago	.272
LF Incaviglia	.249
CF Otero	.275
RF Eisenreich	.406

2002

1B Lee	.263
2B Anderson	.259
SS Rollins	.246
3B Rolen	.259
C Lieberthal	.281
LF Burrell	.282
CF Glanville	.244
RF Abreu	.314

HISTORY

REGULARS BY POSITION

2003	2008	2013	2018	2021
1B Thome .268	1B Howard .253	1B Howard .267	1B Santana .229	1B Hoskins .247
2B Polanco .302	2B Utley .295	2B Utley .281	2B Hernández .253	2B Segura .290
SS Rollins .264	SS Rollins .278	SS Rollins .250	SS Kingery .226	SS Gregorius .209
3B Bell .191	3B Feliz .243	3B M.Young .282	3B Franco .270	3B Bohm .247
C Lieberthal .312	C Ruiz .216	C Ruiz .266	C Alfaro .262	C Realmuto .263
LF Burrell .209	LF Burrell .249	LF Brown .278	LF Hoskins .246	LF McCutchen .222
CF Byrd .304	CF Victorino .297	CF Revere .305	CF Herrera .255	CF Herrera .260
RF Abreu .300	RF Werth .273	RF D.Young .272	RF Williams .256	RF Harper .309
2004	2009	2014	2019	2022
1B Thome .274	1B Howard .280	1B Howard .224	1B Hoskins .226	1B Hoskins .246
2B Polanco .281	2B Utley .283	2B Utley .272	2B Hernández .279	2B Segura .277
SS Rollins .289	SS Rollins .250	SS Rollins .244	SS Segura .280	SS Stott .234
3B Bell .289	3B Feliz .267	3B Asche .256	3B Franco .234	3B Bohm .280
C Lieberthal .272	C Ruiz .254	C Ruiz .253	C Realmuto .275	C Realmuto .276
LF Burrell .256	LF Ibañez .273	LF Brown .237	LF McCutchen .256	LF Schwarber .218
CF Byrd .224	CF Victorino .293	CF Revere .307	CF Kingery .258	CF Vierling .246
RF Abreu .302	RF Werth .269	RF Byrd .263	RF Harper .260	RF Castellanos .263
2005	2010	2015	2020	2023
1B Howard .289	1B Howard .275	1B Howard .234	1B Hoskins .245	1B Bohm .274
2B Utley .297	2B Utley .276	2B Hernández .287	2B Segura .266	2B Stott .280
SS Rollins .290	SS Rollins .244	SS Galvis .266	SS Gregorius .284	SS Turner .266
3B Bell .246	3B Polanco .298	3B Franco .280	3B Bohm .338	3B Bohm .274
C Lieberthal .263	C Ruiz .304	C Ruiz .214	C Realmuto .266	C Realmuto .252
LF Burrell .281	LF Ibañez .277	LF Asche .252	LF McCutchen .253	LF Schwarber .197
CF Lofton .334	CF Victorino .260	CF Herrera .295	CF Quinn .213	CF Marsh .277
RF Abreu .285	RF Werth .285	RF Francoeur .250	RF Harper .268	RF Castellanos .272
2006	2011	2016		DH Harper .293
1B Howard .313	1B Howard .251	1B Howard .198		
2B Utley .307	2B Utley .257	2B Hernández .294		
SS Rollins .278	SS Rollins .272	SS Galvis .242		
3B Bell .280	3B Polanco .280	3B Franco .254		
C Lieberthal .277	C Ruiz .281	C Rupp .253		
LF Burrell .270	LF Ibañez .246	LF Asche .219		
CF Rowand .259	CF Victorino .279	CF Herrera .285		
RF Abreu .278	RF Pence .325	RF Bourjos .255		
2007	2012	2017		
1B Howard .267	1B Howard .220	1B Joseph .240		
2B Utley .334	2B Utley .254	2B Hernández .291		
SS Rollins .296	SS Rollins .251	SS Galvis .257		
3B Nuñez .255	3B Polanco .259	3B Franco .227		
C Ruiz .258	C Ruiz .327	C Rupp .218		
LF Burrell .264	LF Pierre .312	LF Altherr .250		
CF Rowand .310	CF Victorino .261	CF Herrera .279		
RF Victorino .276	RF Pence .270	RF Williams .282		

RETIRED NUMBERS



RICHIE ASHBURN • CF

B-T: L-R • **HT:** 5-10 • **WT:** 170

BORN: March 19, 1927, Tilden, NE

DIED: September 9, 1997, New York, NY

CAREER: Played 12 years with the Phillies (1948-59) and was regarded as one of the best leadoff hitters and defensive players in the game... Also played with the Cubs (1960-61) and New York Mets (1962), ending his playing career in 1962 with a .306 average.

HOW OBTAINED: Signed to a \$3,500 bonus in 1945 as a catcher.

HITTING: Two-time NL batting champion (.338, 1955 & .350, 1958) and runner-up twice (both to Stan Musial, 1948 and 1951)... Only rookie named to 1948 NL All-Star squad... Hit in 23



consecutive games that season... Led NL in singles, walks and on-base percentage, four times; hits, three times; triples, twice and stolen bases, once... His 1958 season marked the only time a leadoff hitter led the league in both average and walks... Batted .300 or better in nine of his 15 years in the majors and had an on-base percentage of .400 or more six times... Ranked 11th all-time in walks and 35th in hits when he retired after the 1962 season to enter the broadcast booth... Phillies all-time leader in singles (1,811) and was the club leader in games, at-bats and hits until Mike Schmidt came along... Ranks fourth in Phillies history in runs... Holds Phillies record for consecutive games played, 730... Finished with career .397 on-base percentage (.394 with Phillies).

DEFENSE: Holds club record for outfield putouts, 538, in 1951... Holds NL records for most years, 500 or more putouts, four times, and most years, 400 or more putouts, nine times... Led NL outfielders in putouts nine times, tying an NL record... Ranks sixth all-time in outfield putouts, 6,089... One of only two players to ever lead the league in putouts, assists and double plays in the same season twice... Second all-time to Taylor Douthitt in total chances per game (3.03), chances per game (2.98) and putouts per game (2.89)... Career chances per game average is well ahead of his contemporaries, Willie Mays, Mickey Mantle and Duke Snider.

HONORS: Rookie of the Year (*The Sporting News*) in 1948... Selected to five All-Star teams... Inducted into Phillies Wall of Fame in 1979... Number retired on August 24, 1979... Elected to National Baseball Hall of Fame by the Veterans Committee in 1995.

AVG	G	AB	R	H	2B	3B	HR	RBI	BB	SO	SB
.308	2189	8365	1322	2574	317	109	29	586	1198	571	234



JIM BUNNING • RHP

B-T: R-R • **HT:** 6-3 • **WT:** 195

BORN: October 23, 1931, Southgate, KY... Served as a U.S. Senator for Kentucky, 1998-2010.

DIED: May 26, 2017, Edgewood, KY

CAREER: Pitched in 17 major league seasons, 1955-71: Detroit Tigers (1955-63), Phillies (1964-67; 1970-71), Pittsburgh Pirates (1968-69) and Los Angeles Dodgers (1969)... Managed in the Phillies minor league system for five years following his playing career.

HOW OBTAINED: Acquired along with C Gus Triandos from Detroit for OF Don Demeter and RHP Jack Hamilton, December 5, 1963.



WINS: From 1955 through 1971, led the majors in wins, innings and strikeouts... Won 19 games in each of first three seasons with the Phillies and finished 1967 with 17 wins while suffering a major league-record five 1-0 losses.

MISC: Led AL in strikeouts, twice... Led NL in shutouts, twice; innings, once; and strikeouts, once... Upon retiring in 1971, he ranked second to Walter Johnson on the all-time strikeout list... He became the first modern-era pitcher to win 100 games in each league and the second to record 1,000 strikeouts in each league; both milestones came in a Phillies uniform.

NO-HITTERS: Pitched a no-hitter against the Boston Red Sox while pitching for Detroit, July 20, 1958... Became the first 20th-century pitcher to throw a no-hitter in each league when he (father of seven) pitched a perfect game against the New York Mets at Shea Stadium on Father's Day, June 21, 1964, throwing only 90 pitches... It was the first perfect game in the NL since 1880.

HONORS: A nine-time All-Star, he was the first to pitch in the Midsummer Classic for both leagues... Started and won the first game in Veterans Stadium history, April 10, 1971, 4-1 over the Montreal Expos... Inducted into Phillies Wall of Fame in 1984... Elected to National Baseball Hall of Fame in 1996... Number retired on April 6, 2001.

W-L	ERA	G	GS	CG	SHO	IP	H	BB	SO
224-184	3.27	591	519	151	40	3760.1	3433	1000	2855

RETIRED NUMBERS



DICK ALLEN • 3B/1B/LF

B-T: R-R • **HT:** 5-11 • **WT:** 187

BORN: March 8, 1942, Wampum, PA

DIED: December 7, 2020, Wampum, PA

CAREER: Played in 15 major league seasons for the Phillies (1963-69; 1975-76), St. Louis Cardinals (1970), Los Angeles Dodgers (1971), Chicago White Sox (1972-74) and Oakland Athletics (1977).

HOW OBTAINED: Signed by the Phillies out of Wampum High School in 1960.

HITTING: Posted six seasons with more than 30 home runs, setting a career high with 40 in 1966... Drove in more than 100 runs three times... Batted .300 or better in six qualifying seasons...

Recorded two qualifying seasons with an OPS higher than 1.000... Led the AL in home runs twice (1972 & 1974)... Led his respective league in OPS four times (1966-67, 1972 & 1974) slugging percentage three times (1966, 1972 & 1974) and on-base percentage twice (1967 & 1972)... Led MLB in on-base percentage and OPS in 1972 and in slugging percentage in 1974... From 1964-74, his .940 OPS was second-highest in the majors, trailing only Hank Aaron (.941), and he had the third-most extra-base hits (670) in MLB during that same span, behind Hall of Famers Billy Williams (702) and Aaron (689)... In 1964 with the Phillies, set career highs in games (162), batting average (.318), runs (125), hits (201), doubles (38) and total bases (352)... In 1966, posted the sixth-highest slugging percentage (.632) in a single season by a Phillies player (since 1900; min. 400 PA)... During his career with the Phillies, batted .290 with 204 doubles, 64 triples, 204 home runs, 655 RBI, 517 walks and a .902 OPS in 1,070 games... Ranks second all-time in Phillies history with a .530 slugging percentage and 10th in home runs.

DEFENSE: Tied for the NL lead in games played (162) by a third baseman in 1964... Led all NL third basemen in double plays turned (29) in 1965... Primarily played first base (807 games) and third base (652 games) during his career.

MISC: In 2014 and 2021, fell one vote shy of getting inducted into the National Baseball Hall of Fame by the Golden Era Committee (needed 12 votes out of 16).

HONORS: AL MVP in 1972... Seven-time All-Star, including three with the Phillies... NL Rookie of the Year in 1964... Inducted into Phillies Wall of Fame in 1994... Inducted into the Negro Leagues Baseball Museum's "Hall of Game" in 2018... Number retired on September 3, 2020 (57th anniversary of his ML debut with the Phillies).



AVG	G	AB	R	H	2B	3B	HR	RBI	BB	SO	SB
.292	1749	6332	1099	1848	320	79	351	1119	894	1556	133



MIKE SCHMIDT • 3B

B-T: R-R • **HT:** 6-2 • **WT:** 203

BORN: September 27, 1949, Dayton, OH

CAREER: Played his entire 18-year career with the Phillies (1972-89), establishing himself as the greatest overall third baseman in the game.

HOW OBTAINED: Phillies second-round selection in the June 1971 amateur draft out of Ohio University, where he was a shortstop.

HITTING: Led NL in homers a record eight times; RBI, four times; slugging percentage, five times; and on-base percentage, three times... Only Hank Aaron (15 times), Alex Rodriguez (15 times), Barry Bonds (14 times) and Albert Pujols (14 times) hit 30 homers in a season more times than Schmidt's 13; only Rodriguez and Babe Ruth (12 times each) hit 35 homers more than Schmidt's

11... At retirement, he ranked 7th in home runs (3rd on NL list), 15th in extra-base hits (6th, NL) and tied for 22nd in RBI (6th, NL)... Ranks 16th on the all-time home run list going into the 2024 season... Holds career record for a third baseman in home runs (509)... Set the major league record for homers in a season for a third baseman, 48, in 1980, which was broken in 2007... Won six Silver Sluggers for offensive excellence at his position.

DEFENSE: Held 10 NL fielding records when he retired... Won 10 Gold Gloves, most by a 3B in NL history... All-time rankings at third base: assists per game, third; assists, fourth; double plays, fifth; games (2,212), sixth.

HONORS: Won three MVP Awards (1980, '81, '86), one of five players to do so in the NL; is also only one of six to win back-to-back MVPs... Held 14 ML records, 18 NL records, 24 Phillies career records and 11 Phillies season records when he retired... Played in five League Championship Series and two World Series; was awarded 1980 WS MVP... 12-time All-Star, elected as the starter nine times... Named Baseball Player of the Decade (1980s) by *The Sporting News*... Voted Greatest Phillies Player Ever in 1983 poll of fans... Inducted into Phillies Wall of Fame in 1990... Number retired on May 26, 1990... Elected to National Baseball Hall of Fame in 1995, the 26th player to enter on his first ballot... Was the third baseman for MasterCard's® All-Century Team in 1999.



AVG	G	AB	R	H	2B	3B	HR	RBI	BB	SO	SB
.267	2404	8352	1506	2234	408	59	548	1595	1507	1883	174

RETIRED NUMBERS



STEVE CARLTON • LHP

B-T: L-L • **HT:** 6-5 • **WT:** 210

BORN: December 22, 1944, Miami, FL

CAREER: Pitched 15 years with the Phillies from 1972-86... Broke in with the St. Louis Cardinals in 1965... Also pitched for the San Francisco Giants (1986), Chicago White Sox (1986), Cleveland Indians (1987) and Minnesota Twins (1987-88) before retiring in May 1988.

HOW OBTAINED: Acquired from St. Louis Cardinals for Rick Wise, February 25, 1972.

WINS: Only Warren Spahn (363) won more games among left-handers... Ranked ninth all-time in wins when he retired... Won 27 games (10 losses) in his first Phillies season, the fifth pitcher ever to win 20 games for a last-place club... Set Phillies record with 15 consecutive wins and won the

NL Triple Crown (wins, 1.97 ERA and a club-record 310 strikeouts that season)... 20-game winner, six times... At age 37, won 23 games in 1982, most for any NL pitcher at that age... All-time leader in starts (709) for a left-hander.

MISC: Ranks fourth on all-time strikeout list... Took temporary all-time strikeout lead on June 7, 1983... Struck out Eric Davis for the 4,000th of his career, Aug. 15, 1986 with SF... Led NL in wins, four times; complete games, three; innings pitched, five; strikeouts, five; ERA and shutouts, once... Phillies all-time leader in wins, games started and strikeouts; ranks second in games, shutouts and innings pitched... Held six ML pitching records, 12 NL records and 10 League Championship Series records when he retired... Holds ML record for consecutive starts, 544, without pitching in relief... Struck out 10 or more 82 times.

HONORS: Became first pitcher to win four Cy Young Awards (1972, '77, '80, '82)... Selected to 10 All-Star teams... Played in five League Championship Series and two World Series with the Phillies (four World Series overall)... Winning pitcher in 1980 World Series-clinching game vs. Kansas City... Inducted into Phillies Wall of Fame in 1989... Number retired on July 29, 1989... Elected to National Baseball Hall of Fame in 1994, his first year of eligibility.



W-L	ERA	G	GS	CG	SHO	IP	H	BB	SO
329-244	3.22	741	709	254	55	5217.1	4672	1833	4136



ROY HALLADAY • RHP

B-T: R-R • **HT:** 6-6 • **WT:** 225

BORN: May 14, 1977, Denver, CO

DIED: November 7, 2017, Holiday, FL

CAREER: Pitched in 16 seasons with the Toronto Blue Jays (1998-2009) and Phillies (2010-13).

HOW OBTAINED: Acquired from the Toronto Blue Jays for Kyle Drabek, Michael Taylor and Travis d'Arnaud on December 16, 2009.

WINS: Had three 20-win seasons (2003, 2008, 2010), leading the majors in victories in 2003 and tied for the ML lead in 2010... In his career, his .659 winning percentage ranked third in the majors (min. 175 decisions) and his 203 wins were fourth-most in MLB (second among right-handers)...

Became the 108th pitcher in ML history to win 200 games.

MISC: Led his respective league in complete games seven times, strikeout-to-walk ratio five times, shutouts and innings pitched four times, walks per 9.0 innings three times, and games started and WHIP once... Posted eight seasons with 30 or more starts, eight with at least 220.0 innings pitched, seven with five or more complete games, seven with more than 20 quality starts, five with at least 200 strikeouts and five (qualifying) with a sub-3.00 ERA... During his career, led the majors in complete games, was tied for first in shutouts and ranked fourth in ERA (min. 2,000.0 IP)... In five career postseason starts with the Phillies, went 3-2 with a 2.37 ERA, 0.74 WHIP, 35 strikeouts to five walks, and held opponents to a .169 batting average.

NO-HITTERS: Pitched the 20th perfect game in ML history (19th, regular season), May 29, 2010 at Florida (9.0 IP, 11 SO)... It was the second perfect game in Phillies history (Jim Bunning - 6/21/64)... Pitched the second no-hitter in ML postseason history in Game 1 of the NLDS, October 6, 2010 vs Cincinnati (9.0 IP, BB, 8 SO), which was his first career postseason appearance... With his postseason no-hitter, he joined Don Larsen, who pitched a perfect game in Game 5 of the 1956 World Series (10/8 vs BKN)... Became the fifth pitcher in ML history to pitch two no-hitters in the same calendar year.

HONORS: Was the fifth pitcher in ML history to win the Cy Young Award in both leagues (AL, 2003 and NL, 2010)... Was just the fourth Phillies pitcher to win a Cy Young Award... An eight-time All-Star (2002-03, 2005-06, 2008-11), he started for both leagues in the Midsummer Classic (AL, 2009 and NL, 2011)... Posthumously inducted into the Phillies Wall of Fame in 2018 and the National Baseball Hall of Fame in 2019... Number retired on Aug. 8, 2021.



W-L	ERA	G	GS	CG	SHO	IP	H	BB	SO
203-105	3.38	416	390	67	20	2749.1	2646	592	2117

RETIRED NUMBERS



ROBIN ROBERTS • RHP

B-T: S-R • **HT:** 6-0 • **WT:** 190

BORN: September 30, 1926, Springfield, IL

DIED: May 6, 2010, Temple Terrace, FL

CAREER: Pitched 14 years with the Phillies, 1948-61... Also pitched for Baltimore Orioles (1962-65), Houston Astros (1965-66) and Chicago Cubs (1966) before retiring in 1966.

HOW OBTAINED: Signed to a \$25,000 bonus by the Phillies following graduation from Michigan State in 1947.

WINS: 20-game winner six straight years (1950-55)... Led NL in wins, four straight seasons, starting in 1952... Making third start in five days, he won his 20th game as the Phillies clinched the pennant at Brooklyn, Oct. 1, 1950... Won a career-high 28 games in 1952 and set a club record with an .800 winning percentage; won 21 of his last 23 decisions that year.

MISC: Never pitched under 304 innings in a season from 1950-55... Led the Phillies in innings pitched from 1950 through 1960... Compiled a streak of 28 straight complete games in 1952-53... Led the NL in complete games and innings pitched, five times; wins, four times; shutouts and strikeouts, twice... Phillies career leader in games pitched, complete games and innings pitched, and was the leader in wins and strikeouts until Steve Carlton came along.

HONORS: Selected to seven consecutive All-Star Games (1950-56)... Shares All-Star Game record for most starts, five, with Lefty Gomez and Don Drysdale... Named Player of the Year by *The Sporting News* in 1952 and was chosen as the Pitcher of the Year three times by the same publication (before Cy Young Award was established)... Number retired unofficially in 1962 and officially on June 18, 2008, the 60th anniversary of his ML debut... Elected to National Baseball Hall of Fame in 1976... First inductee to Phillies Wall of Fame (1978).



W-L	ERA	G	GS	CG	SHO	IP	H	BB	SO
286-245	3.41	676	609	305	45	4688.2	4582	902	2357



GROVER CLEVELAND ALEXANDER • RHP

B-T: R-R • **HT:** 6-1 • **WT:** 185

BORN: February 26, 1887, Elba, NE

DIED: November 4, 1950, St. Paul, NE

CAREER: Pitched for 20 years in the majors, including two stints with the Phillies, 1911-17 and 1930... Also pitched for the Chicago Cubs (1918-26) and St. Louis Cardinals (1926-29) before retiring after nine appearances with the Phillies in 1930.

HOW OBTAINED: Purchased by the Phillies for \$750 from the Syracuse Stars in 1910.

WINS: Won 28, 19, 22, 27, 31, 33 and 30 games in his first seven seasons with the Phillies... During those seasons, he averaged 27.1 wins and 355 innings pitched... His 28 wins in 1911 remain the modern rookie record... 16 of his 33 wins in 1916 were shutouts, still a major league record... His 190 Phillies career wins were a record until broken by Robin Roberts... Won the Phillies' first-ever World Series game, 3-1, over Boston, Oct. 8, 1915.

MISC: His ERA was 1.22, 1.55 and 1.83, 1915-17... Won the NL Triple Crown (W, ERA, SO) during same seasons... Threw four one-hitters in 1915, another record... Won a doubleheader at Ebbets Field in September 1917, 5-0 and 9-3, over Brooklyn... During his Phillies career, he led the league in innings pitched, six times; wins, shutouts and strikeouts, five times; and ERA, three times... Holds club record with 61 career shutouts; Steve Carlton is second with 39... Won a Triple Crown with the Cubs in 1920... Six years later, picked up two wins and a save as the Cardinals won the World Series... His 373 wins are tied for third all-time... 90 shutouts are second to Walter Johnson's 110.

HONORS: Named after a U.S. president; portrayed by actor/future President Ronald Reagan in a 1952 motion picture, *The Winning Team*... During his big league career, the players didn't wear uniform numbers thus the Phillies selected the 1915 "P" as his symbol... Jersey retired on April 6, 2001... Elected to National Baseball Hall of Fame in 1938 and joined the other 10 living electees for the first official induction ceremony on June 12, 1939... Inducted into Phillies Wall of Fame in 1981.



W-L	ERA	G	GS	CG	SHO	IP	H	BB	SO
373-208	2.56	696	600	437	90	5190.0	4868	951	2198

RETIRED NUMBERS



CHUCK KLEIN • OF

B-T: L-R • **HT:** 6-0 • **WT:** 185

BORN: October 7, 1904, Indianapolis, IN

DIED: March 28, 1958, Indianapolis, IN

CAREER: Left-handed hitting outfielder who played 17 seasons in the majors, including 1928-33, 1936-39 and 1940-44 with the Phillies... Also played with the Chicago Cubs (1934-36) and Pittsburgh Pirates (1939) before retiring after playing in four games in 1944.

HOW OBTAINED: Purchased from Ft. Wayne for \$5,000 in mid-July 1928.


HITTING: During first five full seasons (1929-33), Klein batted .359 and averaged 131.6 runs, 46.4 doubles, 36 homers and 138.6 RBI per season... NL home run leader four times; led NL in runs and

slugging percentage, three times; hits, doubles and RBI, twice; and won 1933 batting title... 43 homers in 1929 remained a Phillies record until Mike Schmidt hit 48 in 1980... Had two 26-game hitting streaks in 1930; shares ML record for most games, one or more hits, season, 135... Became first modern NL player to hit four home runs in a game, July 10, 1936, against the Pirates in Pittsburgh... Holds the Phillies single-season records for runs, doubles, extra-base hits and total bases (since 1900)... His 170 RBI and 445 total bases in 1930 are still NL records for a left-handed hitter... Had career slugging percentage of .543... Phils stats: .326, 243 homers, 983 RBI.

DEFENSE: Holds ML record (since 1900) for most outfield assists, season, with 44 in 1930 (156 games).

HONORS: Won MVP in 1932, the first Phillie to win the award... Lone Phillies player to win a Triple Crown, 1933: .368, 28 HR, 120 RBI... Started in first All-Star Game that same season... During his Phillies career, Chuck wore seven different numbers, 1, 3, 8, 26, 29, 32 and 36, so the Phillies selected the old-English "P" worn by the team during Klein's first six seasons... Elected to National Baseball Hall of Fame by the Veterans Committee in 1980... Inducted into Phillies Wall of Fame in 1980... Jersey retired on April 6, 2001.

AVG	G	AB	R	H	2B	3B	HR	RBI	BB	SO	SB
.320	1753	6486	1168	2076	398	74	300	1201	601	521	79



JACKIE ROBINSON 1B • 2B • 3B • OF

Former Commissioner Bud Selig announced that all teams would retire

No. 42 in 1997 during the 50th anniversary of Jackie Robinson's becoming the

first African American to play in Major League Baseball... Robinson made his

debut in 1947 with the Brooklyn Dodgers, who retired his number following

his 1972 death... In 1987, the National League Rookie of the Year Award was

renamed after Robinson... Former pitching coach Galen Cisco was the last

Phillie to wear the number, in 1997. (The 1997 rule was grandfathered, meaning a player who

had worn the number could retain it until that player retired. Mike Jackson, who wore No. 42, was signed as a free agent by the Phillies for the 2000 season, but he did not pitch in a game that year.)

AVG	G	AB	R	H	2B	3B	HR	RBI	BB	SO	SB
.313	1416	4997	972	1563	286	55	141	761	756	291	200



PHILLIES BALLPARKS

Recreation Park	1883-1886
Philadelphia Park/Baker Bowl	1887-1938
University of Pennsylvania	1894
Columbia Park	1903
Shibe Park/Connie Mack Stadium	1927; 1938-1970
Veterans Stadium	1971-2003
Citizens Bank Park	2004-present

POSTSEASON HISTORY

1915 WORLD SERIES PHILLIES VS. BOSTON RED SOX (Red Sox win series, 4 games to 1)

Game 1 – October 8

The Phillies produced two runs in the eighth inning on an RBI groundout by Gavvy Cravath and an infield single by Fred Luderus to break a 1-1 tie, giving them their first WS win, 3-1. Grover Cleveland Alexander scattered eight singles in a complete-game victory. Babe Ruth, a 20-year-old left-handed pitcher who had 18 wins during the regular season, was used as a pinch-hitter, his only appearance in the Series.

	R	H	E	WP: Alexander; LP: Shore
Boston	1	8	1	HR: None
Phillies	3	5	1	Att: 19,343

Game 2 – October 9

Woodrow Wilson became the first president to throw out the first ball at a World Series game. Rube Foster three-hit the Phillies and singled in the winning run in the top of the ninth inning of a 2-1 decision.

	R	H	E	WP: Foster; LP: Mayer
Boston	2	10	0	HR: None
Phillies	1	3	1	Att: 20,306

Game 3 – October 11

Another three-hitter, this one by Dutch Leonard, produced another 2-1 Boston victory. Duffy Lewis' two-out single to center drove in Harry Hooper with the winning run in the last of the ninth inning. The game in Boston drew 42,300, a WS record.

	R	H	E	WP: Leonard; LP: Alexander
Phillies	1	3	0	HR: None
Boston	2	6	1	Att: 42,300

Game 4 – October 12

Ernie Shore pitched Boston's third straight 2-1 win. Fred Luderus had three of the Phillies' seven hits, including the lone RBI in the eighth inning. The series returned to Philadelphia with Boston leading, 3-1.

	R	H	E	WP: Shore; LP: Chalmers
Phillies	1	7	0	HR: None
Boston	2	8	1	Att: 41,096

Game 5 – October 13

Rube Foster pitched Boston's fifth straight complete game, Harry Hooper belted two homers and Duffy Lewis one as the Red Sox won another one-run decision, 5-4. Hooper's second homer was the game-winner in the top of the ninth inning. The victory gave the Red Sox their third World Series championship (1905 and 1912).

	R	H	E	WP: Foster; LP: Rixey
Boston	5	10	1	HR: Luderus, Hooper (2), Lewis
Phillies	4	9	1	Att: 20,306

1950 WORLD SERIES PHILLIES VS. NEW YORK YANKEES (Yankees win series, 4 games to 0)

Game 1 – October 4

Because Robin Roberts had started so many times in the final week, manager Eddie Sawyer surprised everyone by naming relief ace Jim Konstanty the starter. Konstanty allowed one run over eight innings but Vic Raschi blanked the Phillies on two singles in the series opener at Shibe Park, a 1-0 NY win.

	R	H	E	WP: Raschi; LP: Konstanty
New York	1	5	0	HR: None
Phillies	0	2	1	Att: 30,746

Game 2 – October 5

Roberts started the second game and worked all 10 innings, a 2-1 loss when Joe DiMaggio homered into the upper deck in left field in the 10th inning. Richie Ashburn drove in the Phillies' lone run with a fifth-inning fly ball.

	R	H	E	WP: Reynolds; LP: Roberts
New York	2	10	0	HR: DiMaggio
Phillies	1	7	0	Att: 32,660

Game 3 – October 6

Trailing 2-1, the Yankees won another one-run game with single runs in the eighth and ninth innings. Jerry Coleman, who drove in the winning run in Game 1, singled with two out in the last of the ninth for the game-winner.

	R	H	E	WP: Ferrick; LP: Meyer
Phillies	2	10	2	HR: None
New York	3	7	0	Att: 65,791

Game 4 – October 7

Rookie sensation Whitey Ford blanked the Phillies for eight innings as the Yankees swept the series with a 5-2 decision. It was the Yankees' 13th World Championship.

	R	H	E	WP: Ford; LP: Miller
Phillies	2	7	1	HR: Berra
New York	5	8	2	Att: 69,098

POSTSEASON HISTORY

1976 NATIONAL LEAGUE CHAMPIONSHIP SERIES PHILLIES VS. CINCINNATI REDS (Reds win series, 3 games to 0)

Game 1 – October 9

Mike Schmidt's first-inning sacrifice fly staked the Phillies to a 1-0 lead in the first postseason game played in Philadelphia since October 5, 1950. The Reds scored six unanswered runs and won the first game, 6-3.

	R	H	E	WP:	LP:
Cincinnati	6	10	0	HR: Foster	
Phillies	3	6	1	Att: 62,640	

Game 2 – October 10

Again, the Phillies took an early lead with single runs in the second and fourth innings. Jim Lonborg carried a no-hitter into the sixth inning when the Reds scored four times on three hits, two walks and an error. Cincinnati won, 6-2, and the series shifted to Riverfront Stadium.

	R	H	E	WP:	LP:
Cincinnati	6	6	0	SV: Borbon	
Phillies	2	10	1	HR: Luzinski	Att: 62,651

Game 3 – October 12

The Reds wiped out a 2-0 Phillies lead by scoring four times in the seventh. The Phillies clawed back, taking a 6-4 lead into the last of the ninth. Homers by George Foster and Johnny Bench tied it up and a single by Ken Griffey Sr. won the game, 7-6, as Cincinnati completed the sweep.

	R	H	E	WP:	LP:
Phillies	6	11	0	HR: Foster, Bench	
Cincinnati	7	9	2	Att: 55,047	

1977 NATIONAL LEAGUE CHAMPIONSHIP SERIES PHILLIES VS. LOS ANGELES DODGERS (Dodgers win series, 3 games to 1)

Game 1 – October 6

Greg Luzinski's booming two-run homer gave the Phillies a first-inning lead in Los Angeles, but Ron Cey's grand slam off Steve Carlton tied the game in the seventh. Singles by Bake McBride, Larry Bowa and Mike Schmidt produced the first of two ninth-inning runs that gave the Phillies a 7-5 win.

	R	H	E	WP:	LP:
Phillies	7	9	0	SV: McGraw	
Los Angeles	5	9	2	HR: Luzinski, Cey	Att: 55,968

Game 2 – October 5

Don Sutton's complete game and Dusty Baker's fourth-inning grand slam carried the Dodgers to a 7-1 win as the series moved east to Veterans Stadium.

	R	H	E	WP:	LP:
Phillies	1	9	1	HR: McBride, Baker	
Los Angeles	7	9	1	Att: 55,973	

Game 3 – October 7

With their team trailing 2-0, Phillies fans unraveled Burt Hooton in the second inning. The right-hander walked four straight batters as the Phillies took a 3-2 lead. Leading 5-3 after eight innings, the Phillies seemed headed for their second victory. Instead, they sustained the most bitter defeat in Vet history. With two out, the Dodgers tied the game on a controversial call by first base umpire Bruce Froemming. Davey Lopes' grounder kicked off Mike Schmidt's glove to Larry Bowa, who threw to first base for the potential game-ending out. Froemming called Lopes safe; TV replays indicated he was out. Lopes wound up scoring the winning run on Bill Russell's single to center.

	R	H	E	WP:	LP:
Los Angeles	6	12	2	SV: Garman	
Phillies	5	6	2	HR: None	Att: 63,719

Game 4 – October 8

In a game played almost entirely in a steady rain, the Dodgers advanced to the World Series with a 4-1 win behind Tommy John.

	R	H	E	WP:	LP:
Los Angeles	4	5	0	HR: Baker	
Phillies	1	7	0	Att: 64,924	

POSTSEASON HISTORY

1978 NATIONAL LEAGUE CHAMPIONSHIP SERIES PHILLIES VS. LOS ANGELES DODGERS (Dodgers win series, 3 games to 1)

Game 1 – October 4

Steve Garvey's three-run homer triggered a four-run third inning. Reliever Bob Welch allowed only one run over 4.1 innings as the Dodgers took the first game, 9-5.

	R	H	E	WP:	LP:
Los Angeles	9	13	1	HR: Martin, Garvey (2), Lopes,	
Phillies	5	12	1	Yeager	
				Att: 63,460	

Game 2 – October 5

Tommy John, who won the clinching NLCS game a year earlier, blanked the Phillies on four singles, a 4-0 decision that gave the Dodgers a 2-0 lead as the series shifted to Los Angeles.

	R	H	E	WP:	LP:
Los Angeles	4	8	0	HR: Lopes	
Phillies	0	4	0	Att: 60,642	

Game 3 – October 6

Steve Carlton was a virtual one-man show as the Phillies stayed alive. The big lefty hit a three-run homer in the second inning, added an RBI single in the sixth and struck out eight in a complete-game, 9-4 win.

	R	H	E	WP:	LP:
Phillies	9	11	1	HR: Carlton, Luzinski, Garvey	
Los Angeles	4	8	2	Att: 55,043	

Game 4 – October 7

Bake McBride tied the game, 3-3, with a pinch-hit solo home run in the seventh inning. Both teams couldn't capitalize on two-out threats in the eighth inning and both went down 1-2-3 in the ninth. For the second straight year, Bill Russell delivered the knockout punch, a two-out single to center in the 10th inning that scored Ron Cey.

	R	H	E	WP:	LP:
Phillies	3	8	2	HR: Luzinski, McBride, Cey,	
Los Angeles	4	13	2	Garvey	
				Att: 55,124	

1980 NATIONAL LEAGUE CHAMPIONSHIP SERIES PHILLIES VS. HOUSTON ASTROS (Phillies win series, 3 games to 2)

Game 1 – October 7

With the Phillies trailing 1-0, Greg Luzinski unloaded a two-run homer in the sixth. Greg Gross' pinch RBI single in the next inning produced the final run of a 3-1 win before over 65,000 at the Vet.

	R	H	E	WP:	LP:
Houston	1	7	0	SV: McGraw	
Phillies	3	8	1	HR: Luzinski	
				Att: 65,277	

Game 2 – October 8

Trailing 1-0, the Phillies went on top with two in the fourth. Garry Maddox's RBI single tied the game, 3-3, in the eighth. Dave Bergman's triple scored two of Houston's four 10th-inning runs that gave them a 7-4 win with the series headed for the Astrodome.

	R	H	E	WP:	LP:
Houston	7	8	1	SV: Andujar	
Phillies	4	14	2	HR: None	
				Att: 65,476	

Game 3 – October 10

After stranding 14 runners in the previous game, the Phillies left 11 more men on base as they lost an 11-inning classic, 1-0. Rafael Landestoy, pinch-running for Joe Morgan, who had tripled, scored the lone run on Dennis Walling's sacrifice fly.

	R	H	E	WP:	LP:
Phillies	0	7	1	HR: None	
Houston	1	6	1	Att: 44,443	

Game 4 – October 11

A wild and crazy game. Houston pulled off what seemed to be a triple play that was eventually ruled a double play following a 20-minute conference. Gary Woods appeared to score Houston's third run but it was ruled he left third base too soon on a fly ball. Trailing, 2-0, the Phillies scored three in the top of the eighth only to have the Astros tie it, 3-3, in the bottom of the ninth. Pete Rose bowled over catcher Bruce Bochy to score the winning run in the 10th inning. The series was tied, 2-2, with one game to go.

	R	H	E	WP:	LP:
Phillies	5	13	0	SV: McGraw	
Houston	3	5	1	HR: None	
				Att: 44,952	

Game 5 – October 12

Trailing 5-2, the Phillies erupted for five eighth-inning runs against Nolan Ryan, but the Astros tied the game with a pair in their half of the inning. Neither team scored in the ninth, forcing extra innings for the fourth straight game. Del Unser doubled to right with one out in the 10th and Garry Maddox got the hit of his life, an RBI double to center. He also caught the final out; Dick Ruthven leaped off the mound and Maddox was raised to the shoulders of his jubilant teammates.

	R	H	E	WP:	LP:
Phillies	8	13	2	HR: None	
Houston	7	14	0	Att: 44,802	

POSTSEASON HISTORY

1980 WORLD SERIES

PHILLIES VS. KANSAS CITY ROYALS

(Phillies win series, 4 games to 2)

Game 1 – October 14

KC took a 4-0 lead after three innings before the Phillies got going. Larry Bowa singled and daringly stole second. It was the spark of a five-run inning, capped by Bake McBride's three-run homer. Leading by a run, Tug McGraw struck out Willie Wilson to end the game and give the Phillies a 7-6 win.

	R	H	E	WP:	LP:
Kansas City	6	9	1	Walk; McGraw	Leonard
Phillies	7	11	0	McBride, Aikens (2), Otis	
				Att: 65,791	

Game 2 – October 15

Again, the Phillies fell behind, this time 4-2 going into the eighth. RBI hits by Del Unser, Bake McBride, Mike Schmidt and Keith Moreland produced four runs. Ron Reed struck out John Wathan to end the game, a 6-4 Phillies triumph.

	R	H	E	WP:	LP:
Kansas City	4	11	0	Carlton; Reed	Quisenberry
Phillies	6	8	1	None	
				Att: 65,775	

Game 3 – October 17

Three times Kansas City scored a single run and each time the Phillies came back with a single run in their next at-bat. The Royals delighted their home crowd by winning, 4-3, in 10 innings on Willie Aikens' two-out RBI single off Tug McGraw.

	R	H	E	WP:	LP:
Phillies	3	14	0	Quisenberry; McGraw	
Kansas City	4	11	0	Schmidt, Brett, Otis	
				Att: 42,380	

Game 4 – October 18

Once again, the Phillies fell behind, but this time they didn't come back. Willie Aikens homered in each of the first two innings to set the pace for a 5-3 KC win. But something happened in the fourth inning that set the tone for the rest of the series. Reliever Dickie Noles brushed back George Brett with the count 0 and 2. Brett would only get three singles and Aikens one hit in the remaining two games.

	R	H	E	WP:	LP:
Phillies	3	10	1	Leonard; Christenson	
Kansas City	5	10	2	Quisenberry	Aikens (2)
				Att: 42,363	



Game 5 – October 19

Trailing 3-2 going into the top of the ninth, the "Comeback Kids" did it again. Mike Schmidt singled off George Brett's glove and scored the tying run on a double by pinch-hitter Del Unser. Two outs later, Manny Trillo singled on a two-strike count to drive in Unser with the lead run. The Royals loaded the bases in the ninth but Tug McGraw struck out Jose Cardenal to end the game. Three Phillies wins, three KC strikeouts to end each win.

	R	H	E	WP:	LP:
Phillies	4	7	0	McGraw; Schmidt, Otis	Quisenberry
Kansas City	3	12	2	None	
				Att: 42,369	

Game 6 – October 21

Over 65,000 jammed Veterans Stadium looking for a Phillies win and their first World Championship. This time, the script didn't call for a comeback win. The Phillies grabbed a four-run lead before the Royals chased Steve Carlton with an eighth-inning run. Three more outs were all the Phillies and Tug McGraw needed. After Amos Otis struck out, a walk and two singles loaded the bases. Frank White lofted a foul pop in front of the Phillies dugout. Bob Boone and Pete Rose converged. The ball bounced off Boone's glove but the ever-alert Rose was there to make the catch. At 11:29 p.m. Veterans Stadium erupted when McGraw struck out Willie Wilson to win the World Series.

	R	H	E	WP:	LP:
Kansas City	1	7	2	Carlton; McGraw	Gale
Phillies	4	9	0	None	
				Att: 65,838	



POSTSEASON HISTORY

1981 NATIONAL LEAGUE DIVISION SERIES PHILLIES VS. MONTREAL EXPOS (Expos win series, 3 games to 2)

Game 1 – October 7

Steve Rogers gave up 10 hits but the Expos ace held off Steve Carlton and the Phillies, 3-1, at Montreal. Catcher Keith Moreland led the Phils with three hits.

	R	H	E	WP: Rogers; LP: Carlton
Phillies	1	10	0	SV: Reardon
Montreal	3	8	1	HR: Moreland Att: 34,327

Game 2 – October 8

Chris Speier's run-scoring single in the second inning and Gary Carter's two-run homer in the third gave the Expos a second straight win by the same score. Speier recorded the game-winning RBI in both games.

	R	H	E	WP: Gullikson; LP: Ruthven
Phillies	1	6	2	SV: Reardon
Montreal	3	7	0	HR: Carter Att: 45,896

Game 3 – October 9

The series shifted to the Vet and the Phillies used 13 hits (11 singles) and four Montreal errors to stay alive, 6-2. Gary Matthews was 3-for-4 for the Phils with a pair of runs scored. Mike Schmidt and Keith Moreland drove in two runs each. Larry Christenson allowed one run on four hits in six innings for the victory.

	R	H	E	WP: Christenson; LP: Burrell
Montreal	2	8	4	HR: None
Phillies	6	13	0	Att: 36,835

Game 4 – October 10

George Vukovich hit a game-winning, pinch-hit homer in the 10th to even the series, 2-2. It was Vukovich's third pinch hit of the series and gave the Phillies a 6-5 win after losing leads of 4-0 and 5-4. Tug McGraw pitched three scoreless innings of relief for the win.

	R	H	E	WP: McGraw; LP: Reardon
Montreal	5	10	1	HR: Schmidt, Matthews, G. Vukovich, Carter
Phillies	6	9	0	Att: 38,818

Game 5 – October 11

Steve Rogers was the entire story as Montreal advanced to the NLCS. He held the Phillies scoreless on six hits and drove in the first two runs with a bases-loaded single in the fifth off Steve Carlton as the Expos prevailed, 3-0.

	R	H	E	WP: Rogers; LP: Carlton
Montreal	3	8	1	HR: None
Phillies	0	6	0	Att: 47,384

1983 NATIONAL LEAGUE CHAMPIONSHIP SERIES PHILLIES VS. LOS ANGELES DODGERS (Phillies win series, 3 games to 1)

Game 1 – October 4

Mike Schmidt homered as the third batter of the game to provide the 16th run of the season against LA pitching. Steve Carlton (7.2 IP) and Al Holland (1.1 IP) combined to blank the Dodgers on seven singles, 1-0, in LA.

	R	H	E	WP: Carlton; LP: Reuss
Phillies	1	5	1	SV: Holland
Los Angeles	0	7	0	HR: Schmidt Att: 49,963

Game 2 – October 5

Gary Matthews' second-inning solo homer was just the Phillies' 17th run off LA all season. It was the Phillies' lone run as the Dodgers evened the series, 4-1. The scene shifted to Veterans Stadium.

	R	H	E	WP: Valenzuela; LP: Denny
Phillies	1	7	2	SV: Niedenfuer
Los Angeles	4	6	1	HR: Matthews Att: 55,967

Game 3 – October 7

Gary Matthews and Charles Hudson were the stars of the show. Matthews had two singles, his second homer of the series, four RBI and a stolen base while Hudson pitched a four-hitter to give the Phillies a 7-2 win and 2-1 LCS lead.

	R	H	E	WP: Hudson; LP: Welch
Los Angeles	2	4	0	HR: Matthews, Marshall
Phillies	7	9	1	Att: 53,490

Game 4 – October 8

Sweet revenge. Riding homers from Gary Matthews and Sixto Lezcano, the Phillies headed to the World Series for the second time in four seasons. Matthews started the scoring with a three-run homer in the first inning of the 7-2 decision as Steve Carlton beat Jerry Reuss for the second time in four games. Phillies pitchers compiled a 1.03 ERA in the series, holding the Dodgers to a .209 average.

	R	H	E	WP: Carlton; LP: Reuss
Los Angeles	2	10	0	HR: Lezcano, Matthews, Baker
Phillies	7	13	1	Att: 64,494

POSTSEASON HISTORY

1983 WORLD SERIES

PHILLIES VS. BALTIMORE ORIOLES (Orioles win series, 4 games to 1)

Game 1 – October 11

Playing in the rain, the Phillies edged the Orioles, 2-1, at Memorial Stadium, a game in which all the runs came on homers. Jim Dwyer put the Birds on top with a first-inning homer off John Denny. Joe Morgan tied it in the sixth and Garry Maddox delivered a game-winning shot in the eighth inning.

	R	H	E	WP: Denny; LP: McGregor
Phillies	2	5	0	SV: Holland
Baltimore	1	5	1	HR: Morgan, Maddox, Dwyer Att: 52,204

Game 2 – October 12

Rookies Charles Hudson and Mike Boddicker were the starting pitchers. The Phillies took a 1-0 lead in the fourth inning on Joe Lefebvre's sacrifice fly. Hudson retired 12 of the first 13 hitters but couldn't survive the fifth when the Orioles scored three times. Final: 4-1, with the Series heading north on I-95 to Veterans Stadium.

	R	H	E	WP: Boddicker; LP: Hudson
Phillies	1	3	0	HR: Lowenstein
Baltimore	4	9	1	Att: 52,132

Game 3 – October 14

Leadoff homers in the second (Gary Matthews) and third (Joe Morgan) innings staked Steve Carlton to a 2-0 lead. Baltimore cut the lead in half with a sixth-inning run and won the game with a pair in the seventh, the first coming on Benny Ayala's single and the second on an error by Ivan DeJesus.

	R	H	E	WP: Palmer; LP: Carlton
Baltimore	3	6	1	SV: Martinez
Phillies	2	8	2	HR: Matthews, Morgan, Ford Att: 65,792

Game 4 – October 15

Again, the Phillies took a lead, 3-2, after five innings. The Orioles tied a WS record with four consecutive pinch-hitters in a two-run sixth inning. Pinch-hitter John Shelby drove in the eventual game-winning run on a sacrifice fly. The Phillies scored a run in the ninth to pull within 5-4, but Joe Morgan lined out to second to end the game.

	R	H	E	WP: Davis; LP: Denny
Baltimore	5	10	1	SV: Martinez
Phillies	4	10	0	HR: None Att: 66,947

Game 5 – October 16

Scott McGregor's five-hit shutout brought Baltimore the World Championship. The Orioles had only five hits but three were home runs, two shots by Eddie Murray and one by Rick Dempsey.

	R	H	E	WP: McGregor; LP: Hudson
Baltimore	5	5	0	HR: Murray (2), Dempsey
Phillies	0	5	1	Att: 67,064

1993 NATIONAL LEAGUE CHAMPIONSHIP SERIES

PHILLIES VS. ATLANTA BRAVES (Phillies win series, 4 games to 2)

Game 1 – October 6

Kim Batiste atoned for a ninth-inning error that helped the Braves tie the score by singling in John Kruk, who had doubled, with the winning run in the bottom of the 10th.

	R	H	E	WP: Williams; LP: McMichael
Atlanta	3	9	0	HR: Incaviglia
Phillies	4	9	1	Att: 62,412

Game 2 – October 7

Scoring six times in the top of the third inning, the Braves went on to thump the Phillies, 14-3. Atlanta hit four homers, two (Jeff Blausler and Damon Berryhill) coming in the big inning. Series moved to Atlanta tied at 1-1.

	R	H	E	WP: Maddux; LP: Greene
Atlanta	14	16	0	HR: Hollins, Dykstra, McGriff,
Phillies	3	7	2	Blausler, Pendleton, Berryhill Att: 62,436

Game 3 – October 9

Trailing 1-0 after five innings, the Braves again used the big inning to take a 2-1 series lead. They scored five times in the sixth on four hits, an error and a walk and came back with four more in the seventh to win, 9-4.

	R	H	E	WP: Glavine; LP: Mulholland
Phillies	4	10	1	HR: Kruk
Atlanta	9	12	0	Att: 52,032

Game 4 – October 10

Danny Jackson and Mitch Williams combined to stop the Braves offense on three doubles and seven singles, a 2-1 Sunday night victory. Kevin Stocker and Jackson drove in the two Phillies runs in the fourth inning.

	R	H	E	WP: Jackson; LP: Smoltz
Phillies	2	8	1	SV: Williams
Atlanta	1	10	1	HR: None Att: 52,032

Game 5 – October 11

Lenny Dykstra's solo homer in the 10th inning gave the Phillies a 4-3 victory and a 3-2 playoff lead as the series shifted back to Veterans Stadium. Larry Andersen struck out two in the 10th for the save.

	R	H	E	WP: Williams; LP: Wohlers
Phillies	4	6	1	SV: Andersen
Atlanta	3	7	1	HR: Daulton, Dykstra Att: 52,032

Game 6 – October 13

Before 62,502 fans, the Phillies jumped on Greg Maddux for six runs in 5.2 innings, including a two-run homer by Dave Hollins. The climax came when Mitch Williams struck out pinch-hitter Bill Pecota in the top of the ninth inning, setting off a rousing celebration. The 6-3 victory sent the Phillies to their third World Series in 13 years.

	R	H	E	WP: Greene; LP: Maddux
Atlanta	3	5	3	SV: Williams
Phillies	6	7	1	HR: Hollins, Blausler Att: 62,502

POSTSEASON HISTORY

1993 WORLD SERIES PHILLIES VS. TORONTO BLUE JAYS (Blue Jays win series, 4 games to 2)

Game 1 – October 16

The SkyDome was packed for the first game, an 8-5 victory for the Blue Jays. Devon White and John Olerud homered and reliever Al Leiter picked up the win with 2.2 scoreless innings.

	R	H	E	WP: Leiter; LP: Schilling
Phillies	5	11	1	SV: Ward
Toronto	8	10	3	HR: White, Olerud Att: 52,011

Game 2 – October 17

Jim Eisenreich capped a five-run third inning with a three-run homer off Dave Stewart. Lenny Dykstra also homered and made two outstanding catches, crashing into the center-field wall in the third and fourth innings. The scene shifted to Veterans Stadium with the Series knotted at one-all.

	R	H	E	WP: Mulholland; LP: Stewart
Phillies	6	12	0	SV: Williams
Toronto	4	8	0	HR: Eisenreich, Dykstra, Carter Att: 52,062

Game 3 – October 19

Paul Molitor, the DH in Toronto, played first base against LHP Danny Jackson. The veteran led the offense with a single, triple, home run and three RBI as the Blue Jays coasted to a 10-3 victory.

	R	H	E	WP: Hentgen; LP: Jackson
Toronto	10	13	1	HR: Thompson, Molitor
Phillies	3	9	0	Att: 62,689

Game 4 – October 20

Lenny Dykstra turned in an incredible performance, with a double, two homers, four runs scored, four RBI, a stolen base and an assist, but the Blue Jays rallied from 6-3, 12-7 and 14-9 deficits to win, 15-14, with a six-run eighth inning. The game lasted 4:14, longest in WS history up to that point.

	R	H	E	WP: Castillo; LP: Williams
Toronto	15	18	0	SV: Ward
Phillies	14	14	1	HR: Dykstra (2), Daulton Att: 62,731

Game 5 – October 21

Facing elimination, Curt Schilling rose to the occasion with the Phillies' first WS shutout, 2-0. Following an 18-hit attack the previous game, Schilling held the Blue Jays to five singles.

	R	H	E	WP: Schilling; LP: Guzman
Toronto	0	5	1	HR: None
Phillies	2	5	1	Att: 62,706

Game 6 – October 23

Veteran outfielder Joe Carter hit one of the most dramatic home runs in baseball history, a three-run shot over the left field wall in the last of the ninth to lift the Blue Jays to an 8-6 win and their second consecutive World Championship. They were the first team since the 1977-78 Yankees to repeat. Lenny Dykstra finished with four home runs, tying him for second for the most homers in one Series.

	R	H	E	WP: Ward; LP: Williams
Phillies	6	7	0	HR: Dykstra, Molitor, Carter
Toronto	8	10	2	Att: 52,195

2007 NATIONAL LEAGUE DIVISION SERIES PHILLIES VS. COLORADO ROCKIES (Rockies win series, 3 games to 0)

Game 1 – October 3

In their first postseason appearance in 14 years, the Phillies fell to the Rockies, 4-2, in Game 1 of the NLDS. Trailing 3-0, the Phils drew to within one run when Aaron Rowand and Pat Burrell hit back-to-back homers in the fifth inning, a first in the club's playoff history. Colorado added an insurance run in the eighth on Matt Holliday's solo homer. Phils starter Cole Hamels retired the side in order in five of his six full innings, but took the loss in the first-ever playoff game at Citizens Bank Park.

	R	H	E	WP: Francis; LP: Hamels
Colorado	4	6	0	SV: Corpas
Phillies	2	4	0	HR: Rowand, Burrell, Holliday Att: 45,655

Game 2 – October 4

In front of what was the largest crowd in the history of Citizens Bank Park at the time, the Phillies dropped Game 2, 10-5. Colorado jumped out to a 2-0 lead in the first inning on back-to-back homers off Kyle Kendrick, the second-youngest Phillie to start a postseason game. Jimmy Rollins led off the bottom half of the first with a home run – another first in the team's playoff history – to cut the Rockies' lead in half and put the Phils ahead, 3-2, in the second with an RBI triple. The Rockies took the lead for good in the fourth on Kazuo Matsui's two-out grand slam off Kyle Lohse.

	R	H	E	WP: Fogg; LP: Kendrick
Colorado	10	12	1	SV: Corpas
Phillies	5	9	0	HR: Rollins, Howard, Tulowitzki, Holliday, Matsui Att: 45,991

Game 3 – October 6

Despite a strong start from veteran Jamie Moyer – 6.0 innings, one run – the Phillies were eliminated from the playoffs following a 2-1 loss to the Rockies. Trailing 1-0 in the seventh inning, Shane Victorino tied the game with a solo home run. Colorado responded in the eighth, though, with three straight two-out singles to take a 2-1 lead, sweeping the Phillies out of the postseason.

	R	H	E	WP: Fuentes; LP: Romero
Phillies	1	3	0	SV: Corpas
Colorado	2	9	0	HR: Victorino Att: 50,724

POSTSEASON HISTORY

2008 NATIONAL LEAGUE DIVISION SERIES PHILLIES VS. MILWAUKEE BREWERS (Phillies win series, 3 games to 1)

Game 1 – October 1

The Phillies earned their first postseason win in 15 years with a 3-1 victory over the Brewers at Citizens Bank Park. Cole Hamels pitched 8.0 shutout innings to get the win and opened the game retiring the first 14 batters he faced. The Phils scored three runs (all unearned) in the third inning, with the big blow coming on Chase Utley's two-run double.

	R	H	E	WP: Hamels; LP: Gallardo
Milwaukee	1	4	1	SV: Lidge
Phillies	3	4	1	HR: None Att: 45,929

Game 2 – October 2

For the second straight game, the Phillies did all their scoring in one inning. Brett Myers' nine-pitch walk and Shane Victorino's grand slam off Milwaukee starter CC Sabathia highlighted a five-run second inning that carried the Phils to a 5-2 win. Myers allowed two runs in 7.0 innings to earn the win in front of a sellout crowd at Citizens Bank Park.

	R	H	E	WP: Myers; LP: Sabathia
Milwaukee	2	3	0	SV: Lidge
Phillies	5	9	1	HR: Victorino Att: 46,208

Game 3 – October 4

The series shifted to Milwaukee's Miller Park for the Brewers' first home playoff game since 1982. The Phils could only manage one run as they left seven runners on base in the game, including six in scoring position, to fall to the Brewers, 4-1.

	R	H	E	WP: Bush; LP: Moyer
Phillies	1	9	0	SV: Torres
Milwaukee	4	11	0	HR: None Att: 43,992

Game 4 – October 5

Philadelphia punched its ticket to the National League Championship Series with a 6-2 win at Miller Park. Jimmy Rollins set the tone for the Phils with a leadoff home run off Jeff Suppan. Joe Blanton got the win, allowing just one run in his 6.0 innings pitched, while Pat Burrell provided plenty of offense, going 3-for-4 with a pair of HR and four RBI.

	R	H	E	WP: Blanton; LP: Suppan
Phillies	6	10	0	HR: Burrell (2), Rollins, Werth,
Milwaukee	2	8	0	Fielder Att: 43,934

2008 NATIONAL LEAGUE CHAMPIONSHIP SERIES PHILLIES VS. LOS ANGELES DODGERS (Phillies win series, 4 games to 1)

Game 1 – October 9

The Phillies came from behind to beat the Dodgers, 3-2, at Citizens Bank Park. Trailing 2-0 in the sixth inning, Shane Victorino reached base on Rafael Furcal's throwing error and scored on the next pitch as Chase Utley hit a two-run HR off Dodgers starter Derek Lowe. Pat Burrell's solo HR two batters later put the Phils ahead for good and earned Cole Hamels his second Game 1 win of the postseason.

	R	H	E	WP: Hamels; LP: Lowe
Los Angeles	2	7	1	SV: Lidge
Phillies	3	7	0	HR: Utley, Burrell Att: 45,839

Game 2 – October 10

Brett Myers won Game 2 for the Phillies with his arm and his bat. Myers, who went 5.0 innings on the mound, became the first pitcher in LCS history to record three hits in a game and the first since 1919 with three hits and three RBI in a postseason game. Brad Lidge struck out the side for his fourth save of the postseason, sending the Phils to Los Angeles with a 2-0 series lead.

	R	H	E	WP: Myers; LP: Billingsley
Los Angeles	5	8	1	SV: Lidge
Phillies	8	11	1	HR: Ramirez Att: 45,883

Game 3 – October 12

Los Angeles extended the series with a 7-2 win at Dodger Stadium. Phils starter Jamie Moyer struggled, allowing six runs in only 1.1 innings pitched. Tempers flared when Dodgers starter Hiroki Kuroda threw inside to Shane Victorino in the third inning, clearing both benches.

	R	H	E	WP: Kuroda; LP: Moyer
Phillies	2	7	0	HR: Furcal
Los Angeles	7	10	0	Att: 56,800

Game 4 – October 13

The Dodgers seemed poised to even the series at two games apiece until the Phillies made a stunning comeback to take Game 4. Trailing by two runs in the eighth inning, Shane Victorino hit a two-run home run off Cory Wade to tie the game at five and three batters later, pinch-hitter Matt Stairs hit a two-out, two-run home run deep into the right field seats to put the Phils ahead by the eventual final score, 7-5.

	R	H	E	WP: Madson; LP: Wade
Phillies	7	12	1	SV: Lidge
Los Angeles	5	11	0	HR: Victorino, Stairs, Blake Att: 56,800

Game 5 – October 15

The Phillies clinched their sixth National League pennant with a 5-1 win at Dodger Stadium. Just as he did in the series-clinching game against the Brewers, Jimmy Rollins hit a leadoff home run to put the Phils on the board first. Cole Hamels turned in another solid performance to earn the win and was named NLCS MVP for his efforts.

	R	H	E	WP: Hamels; LP: Billingsley
Phillies	5	8	0	HR: Rollins, Ramirez
Los Angeles	1	7	3	Att: 56,800

POSTSEASON HISTORY

2008 WORLD SERIES PHILLIES VS. TAMPA BAY RAYS (Phillies win series, 4 games to 1)

Game 1 – October 22

A two-run home run by Chase Utley in the first inning quieted the sellout crowd at Tampa Bay's Tropicana Field and helped the Phils to a 3-2 win in Game 1 of the Fall Classic. With the help of some great defense, Cole Hamels improved to 4-0 in four postseason starts, holding the Rays to two runs on five hits in 7.0 innings.

	R	H	E	WP: Hamels; LP: Kazmir
Phillies	3	8	1	SV: Lidge
Tampa Bay	2	5	1	HR: Utley, Crawford Att: 40,783

Game 2 – October 23

Tampa Bay knotted the series at one game apiece with a 4-2 win. The Rays jumped out to a 3-0 lead after two innings thanks to a pair of RBI groundouts and an RBI single. Starter Brett Myers kept the Phils in the game for his 7.0 innings, but the Phillies struggled at the plate, going 1-for-15 with runners in scoring position and leaving 11 men on base.

	R	H	E	WP: Shields; LP: Myers
Phillies	2	9	2	HR: Bruntlett
Tampa Bay	4	7	1	Att: 40,843

Game 3 – October 25

Fifteen years and a 91-minute rain delay later, the World Series returned to the City of Brotherly Love. As the second oldest pitcher to start a World Series game, Jamie Moyer rebounded from his first two subpar postseason starts, allowing three runs on five hits in 6.1 innings pitched. A walk-off infield single by Carlos Ruiz against a five-man Rays infield broke a 4-4 tie and gave the Phillies a 2-1 series lead.

	R	H	E	WP: Romero; LP: Howell
Tampa Bay	4	6	1	HR: Ruiz, Utley, Howard
Phillies	5	7	1	Att: 45,900

Game 4 – October 26

The Phillies' offense exploded with 12 hits in a 10-2 win at Citizens Bank Park. Ryan Howard led the way with two home runs and five RBI and Phils starter Joe Blanton was impressive both on the mound and at the plate. He allowed two runs on four hits with seven strikeouts over 6.0 innings pitched and connected for his first career homer – a solo shot – in the fifth inning off Edwin Jackson.

	R	H	E	WP: Blanton; LP: Sonnanstine
Tampa Bay	2	5	2	HR: Howard (2), Blanton,
Phillies	10	12	1	Werth, Crawford, Hinske Att: 45,903

Game 5 – October 27

Although it took two days to complete, it was worth the wait as the Phillies won their second world title in franchise history with a 4-3 win over the Rays. Trailing 2-0 after the first inning, the two coldest bats in Tampa Bay's lineup heated up and knotted the game, 2-2, after five and a half innings. At that point, heavy rains caused Commissioner Bud Selig to suspend the game – a first in World Series history – for 46 hours. When play resumed on Wednesday, October 29, an RBI single by Pedro Feliz in the seventh inning scored Eric Bruntlett from third base and ended a 28-year title drought for the Phillies and a 25-year drought for the city.

	R	H	E	WP: Romero; LP: Howell
Tampa Bay	3	10	0	SV: Lidge
Phillies	4	8	1	HR: Baldelli Att: 45,940



POSTSEASON HISTORY

2009 NATIONAL LEAGUE DIVISION SERIES PHILLIES VS. COLORADO ROCKIES (Phillies win series, 3 games to 1)

Game 1 – October 7

In his first career postseason appearance, Cliff Lee pitched the Phillies to a 5-1 win over the Rockies at Citizens Bank Park. Lee, who threw the ninth complete game in Phillies postseason history, held Colorado scoreless through his first 8.0 innings pitched and scattered six hits on the day while striking out five. Left fielder Raúl Ibañez finished with two hits and two runs batted in.

	R	H	E	WP: Lee; LP: Jimenez
Colorado	1	6	1	HR: None
Phillies	5	12	0	Att: 46,452

Game 2 – October 8

Colorado evened up the series with a 5-4 win over Cole Hamels and the Phillies in front of a sellout crowd at Citizens Bank Park. Trailing, 4-0, after five innings, the Phillies battled back, scoring three runs in the sixth inning and one more in the eighth to make it a one-run game. Philadelphia had a pair of base runners on in the ninth inning but could not get the tying run in off Rockies closer Huston Street.

	R	H	E	WP: Cook; LP: Hamels
Colorado	5	9	1	SV: Street
Phillies	4	11	0	HR: Werth; Torrealba Att: 46,528

Game 3 – October 11

Due to snow and record-low temperatures in the Denver area, Game 3, originally scheduled for October 10, was postponed to the following day. Despite a first-pitch temperature of 35 degrees at Coors Field, the Phillies beat the cold and the Rockies, 6-5. The Phils overcame a 3-1 deficit after three innings, broke a 4-4 tie in the sixth inning and a 5-5 tie in the ninth on a Ryan Howard sacrifice fly to take a 2-1 series lead.

	R	H	E	WP: Durbin; LP: Street
Phillies	6	8	0	SV: Lidge
Colorado	5	10	0	HR: Utley; Gonzalez Att: 50,109

Game 4 – October 12

The Phillies closed out the NLDS in dramatic, come-from-behind fashion with a 5-4 win at Coors Field. In the top of the ninth inning, Colorado held a two-run lead and was one out away from forcing a decisive Game 5 before a two-run double by Ryan Howard off Huston Street knotted the game, 4-4. Jayson Werth followed with a single to drive in Howard with the go-ahead run. Scott Eyre and Brad Lidge came on in the bottom of the inning to close out the game and send the Phils to the NLCS for the second straight year.

	R	H	E	WP: Madson; LP: Street
Phillies	5	9	2	SV: Lidge
Colorado	4	9	0	HR: Victorino, Werth Att: 49,940

2009 NATIONAL LEAGUE CHAMPIONSHIP SERIES PHILLIES VS. LOS ANGELES DODGERS (Phillies win series, 4 games to 1)

Game 1 – October 15

The Phillies opened the NLCS with an 8-6 win at Dodger Stadium. Philadelphia erased the Dodgers' early 1-0 lead with a five-run fifth inning, highlighted by Carlos Ruiz's three-run homer off LA starter Clayton Kershaw. Raúl Ibañez added a three-run homer of his own in the eighth inning and Brad Lidge came on in the ninth to nail down the save.

	R	H	E	WP: Hamels; LP: Kershaw
Phillies	8	8	1	SV: Lidge
Los Angeles	6	14	0	HR: Ruiz, Ibañez; Loney, Ramirez Att: 56,000

Game 2 – October 16

In his first postseason appearance with the Phillies, Pedro Martinez allowed only two hits over his 7.0 scoreless innings pitched, but Los Angeles tied up the series with a 2-1 win. Ryan Howard's fourth-inning solo home run off Dodgers starter Vicente Padilla gave the Phils a 1-0 lead. In the eighth inning, a Chase Utley throwing error on a double play attempt allowed the tying run to score, and Andre Ethier's bases-loaded walk off J.A. Happ drove in the eventual game-winning run.

	R	H	E	WP: Kuo; LP: Park; SV: Broxton
Phillies	1	4	1	HR: Howard
Los Angeles	2	5	0	Att: 56,000

Game 3 – October 18

In what was the largest margin of victory in the club's postseason history, the Phillies blanked the Dodgers, 11-0, at Citizens Bank Park. Cliff Lee turned in another gem, scattering three hits and striking out 10 over 8.0 innings. The Phillies exploded early for six runs on six hits, chasing Dodgers starter Hiroki Kuroda in the second inning. Ryan Howard and Shane Victorino led the way offensively, driving in three runs apiece.

	R	H	E	WP: Lee; LP: Kuroda
Los Angeles	0	3	0	HR: Werth, Victorino
Phillies	11	11	0	Att: 45,721

Game 4 – October 19

Jimmy Rollins' clutch hit gave the Phillies a dramatic 5-4 win in Game 4. Trailing 4-3 in the bottom of the ninth inning, Rollins laced a two-out double off Dodgers closer Jonathan Broxton to the right-center field gap, scoring pinch-runner Eric Bruntlett from second base and Carlos Ruiz from first. It marked the fourth walk-off win in Phillies postseason history.

	R	H	E	WP: Lidge; LP: Broxton
Los Angeles	4	8	0	HR: Werth; Kemp
Phillies	5	5	1	Att: 46,157

Game 5 – October 21

Philadelphia wrapped up its seventh National League pennant and second in as many years with a 10-4 win over the Dodgers at Citizens Bank Park. A three-run home run in the first inning by Jayson Werth, his first of two in the game, set the tone for the Phillies offense. Ryan Howard, who finished the series batting .333 with two homers and eight runs batted in, was named NLCS MVP.

	R	H	E	WP: Durbin; LP: Padilla
Los Angeles	4	8	0	HR: Werth (2), Feliz, Victorino;
Phillies	10	8	0	Ethier, Loney, Hudson Att: 46,214

HISTORY

POSTSEASON HISTORY

2009 WORLD SERIES PHILLIES VS. NEW YORK YANKEES (Yankees win series, 4 games to 2)

Game 1 – October 28

Chase Utley and Cliff Lee led the Phillies to a 6-1 win in the first-ever World Series game at new Yankee Stadium. Utley gave the Phils the early advantage with a pair of solo home runs off Yankees starter CC Sabathia, one in the third and the other in the sixth inning. Lee tied the Phillies postseason record with 10 strikeouts and threw his second complete game of the 2009 playoffs. New York managed to score an unearned run in the ninth inning off Lee, who allowed only eight base runners on the night, including five through his first 8.0 innings.

	R	H	E	WP:	LP:
Phillies	6	9	1	Lee; Sabathia	
New York	1	6	0	Utley (2)	Att: 50,207

Game 2 – October 29

The Series headed south to Philadelphia tied at 1-1 after the Yankees' 3-1 win in Game 2. Phillies starter Pedro Martinez (6.0 IP, 3 R) turned in a solid performance but he was bested by A.J. Burnett (7.0 IP, 1 R). Matt Stairs' RBI single in the second inning gave the Phils a 1-0 lead, but solo homers by Mark Teixeira and Hideki Matsui put New York ahead for good. Mariano Rivera came on in the eighth to earn a two-inning save for the Yankees.

	R	H	E	WP:	LP:
Phillies	1	6	0	Burnett; Martinez	
New York	3	8	0	Rivera	Att: 50,181

Game 3 – October 31

After waiting out an 80-minute rain delay prior to Game 3, the Yankees took a 2-games-to-1 advantage in the Series with an 8-5 win at Citizens Bank Park. The Phillies jumped out to an early 3-0 lead off New York starter Andy Pettitte but could not hold on. One inning after Alex Rodriguez's two-run homer off Cole Hamels got the Yankees on the board, New York scored three more runs off Hamels in the fifth inning to take the lead and the game.

	R	H	E	WP:	LP:
New York	8	8	1	Pettitte; Hamels	
Phillies	5	6	0	Werth (2), Ruiz; Rodriguez, Swisher, Matsui	Att: 46,061

Game 4 – November 1

In a game that was back and forth early, the Yankees used a late charge to beat the Phillies, 7-4, at Citizens Bank Park. Pedro Feliz's two-out solo home run off Joba Chamberlain in the bottom of the eighth inning tied the game at four, but New York put together a two-out, three-run rally off Brad Lidge in the top of the ninth to stun the Phillies and take a 3-1 series lead.

	R	H	E	WP:	LP:
New York	7	9	1	Chamberlain; Lidge	
Phillies	4	8	1	Rivera	Att: 45,903

Game 5 – November 2

With their backs against the wall, the Phillies turned to Cliff Lee, who delivered an 8-6 win over the Yankees at Citizens Bank Park. Philadelphia jumped out to a 3-1 lead thanks to a three-run homer by Chase Utley off A.J. Burnett in the first inning. Utley hit his second homer of the game – his record-tying fifth in the World Series – in the seventh inning off Phil Coke for his second multi-homer game of the series. Ryan Madson came on in the ninth for the save as the Phils staved off elimination and headed back up to New York for Game 6.

	R	H	E	WP:	LP:
New York	6	10	0	Lee; Burnett	
Phillies	8	9	0	Madson	Att: 46,178

Game 6 – November 4

The Phillies could not contain Hideki Matsui and the Yankees as New York took the Series with a 7-3 win at Yankee Stadium. Matsui finished the game with three hits and a record-tying six runs batted in en route to being named World Series MVP. Pedro Martinez took the loss for the Phillies, who could only manage three runs on four hits off winning pitcher Andy Pettitte.

	R	H	E	WP:	LP:
Phillies	3	6	0	Pettitte; Martinez	
New York	7	8	0	Howard; Matsui	Att: 50,315



POSTSEASON HISTORY

2010 NATIONAL LEAGUE DIVISION SERIES PHILLIES VS. CINCINNATI REDS (Phillies win series, 3 games to 0)

Game 1 – October 6

In his postseason debut, Roy Halladay became the second pitcher in MLB history to throw a no-hitter in the playoffs in a 4-0 win over Cincinnati. Halladay narrowly missed throwing his second perfect game of the calendar year as he walked one batter, Jay Bruce, in the fifth inning. After taking a 1-0 lead in the first inning, the Phillies extended their lead in the second on an RBI single by Halladay and a two-run base hit by Shane Victorino. The win was the Phillies' seventh consecutive victory in Game 1 of a postseason series, tying the National League record.

	R	H	E	WP:	LP:
Cincinnati	0	0	1	Halladay	Volquez
Phillies	4	5	0	None	Att: 46,411

Game 2 – October 8

Philadelphia took a 2-0 series lead in a wild, 7-4 victory at Citizens Bank Park. The series appeared to be heading to Cincinnati tied at one game apiece when the Reds took a 4-0 lead into the bottom of the fifth inning. The Phillies offense, however, responded and cut Cincinnati's lead to one (4-3) after six. In the seventh, Philadelphia plated three unearned runs to take the lead and the game. Reds outfielder Jay Bruce lost a fly ball hit by Jimmy Rollins in the lights with runners on first and second which allowed both runners to score. Five of the seven runs scored by the Phils were unearned and both teams combined to commit six errors in the game, which set a League Division Series single-game record.

	R	H	E	WP:	LP:
Cincinnati	4	6	4	Contreras	Chapman
Phillies	7	8	2	Lidge	Phillips, Bruce
				Att: 46,511	

Game 3 – October 10

Cole Hamels threw a five-hit shutout to beat the Reds, 2-0, at Great American Ball Park and give the Phillies their first-ever postseason series sweep. The Phils took a 1-0 lead in the first inning when they capitalized on a throwing error by Reds shortstop Orlando Cabrera. Chase Utley belted the club's first home run of the postseason off Cincinnati starter Johnny Cueto in the fifth to put the Phils ahead, 2-0. Hamels, who struck out nine, became the third pitcher in team history to throw a postseason shutout.

	R	H	E	WP:	LP:
Phillies	2	8	1	Hamels	Cueto
Cincinnati	0	5	2	Utley	Att: 44,599

2010 NATIONAL LEAGUE CHAMPIONSHIP SERIES PHILLIES VS. SAN FRANCISCO GIANTS (Giants win series, 4 games to 2)

Game 1 – October 16

The highly anticipated clash between former Cy Young Award winners Roy Halladay and Tim Lincecum went to the Giants as they took Game 1 at Citizens Bank Park, 4-3. The Phillies managed three runs on six hits off Lincecum but were shut down by the back of San Francisco's bullpen.

	R	H	E	WP:	LP:
San Francisco	4	9	0	Lincecum	Halladay
Phillies	3	7	0	Wilson	HR: Ruiz, Werth; Ross (2)
				Att: 45,929	

Game 2 – October 17

Philadelphia knotted the series at a game apiece with a 6-1 victory behind Roy Oswalt, who allowed only one run on three hits and struck out nine in 8.0 innings. The Phillies blew the game open with a four-run seventh, highlighted by a bases-clearing double by Jimmy Rollins.

	R	H	E	WP:	LP:
San Francisco	1	4	1	Oswalt	Sanchez
Phillies	6	8	0	Ross	Att: 46,099

Game 3 – October 19

Cole Hamels pitched well but the Phillies' bats went quiet in a 3-0 loss at AT&T Park. Giants starter Matt Cain allowed only two hits over 7.0 innings en route to the victory.

	R	H	E	WP:	LP:
Phillies	0	3	1	Cain	Hamels
San Francisco	3	4	0	None	Wilson
				Att: 45,721	

Game 4 – October 20

San Francisco walked off with a 6-5 win to take a 3-1 series lead. The Phils took a 4-3 lead into the bottom of the sixth inning, but the Giants scored two runs off the bullpen to grab a 5-4 advantage. Back-to-back doubles by Ryan Howard and Jayson Werth in the eighth tied the game, but the Giants rallied off Roy Oswalt, who entered in relief in the ninth, and won on pinch-hitter Juan Uribe's sacrifice fly.

	R	H	E	WP:	LP:
Phillies	5	9	1	Wilson	Oswalt
San Francisco	6	11	0	None	Att: 43,515

Game 5 – October 21

Facing elimination, the Phillies extended the series behind a gutsy performance by Roy Halladay, who pitched with an injured groin in the 4-2 win. Jayson Werth's solo homer in the ninth inning gave closer Brad Lidge some insurance.

	R	H	E	WP:	LP:
Phillies	4	6	1	Halladay	Lincecum
San Francisco	2	7	2	Lidge	HR: Werth; Att: 43,713

Game 6 – October 23

The Phillies' postseason run came to an end in a 3-2 loss. With momentum and a sold-out crowd on their side, Philadelphia jumped out to a 2-0 lead in the first inning. However, the Giants tied it up in the top of the third and then used seven scoreless innings by their bullpen to stymie the Phils, who left 11 men on base and finished 2-for-11 with runners in scoring position. San Francisco took a 3-2 lead in the eighth on a solo homer by Juan Uribe off Ryan Madson and Giants closer Brian Wilson recorded the final five outs to end the Phils' chances for a third consecutive NL pennant.

	R	H	E	WP:	LP:
San Francisco	3	13	0	Lopez	Madson
Phillies	2	8	1	Wilson	Uribe; Att: 46,214

POSTSEASON HISTORY

2011 NATIONAL LEAGUE DIVISION SERIES PHILLIES VS. ST. LOUIS CARDINALS (Cardinals win series, 3 games to 2)

Game 1 – October 1

The Phillies took the series lead with an 11-6 win at Citizens Bank Park. Cardinals starter Kyle Lohse kept the Phils' bats in check until they exploded for a five-run sixth inning, highlighted by Ryan Howard's go-ahead three-run homer. After allowing three runs in the first inning, Phils starter Roy Halladay sat down the final 21 batters faced to earn the win.

	R	H	E	WP: Halladay; LP: Lohse
St. Louis	6	7	1	HR: Howard, Ibañez; Berkman
Phillies	11	14	0	Att: 46,480

Game 2 – October 2

Philadelphia held a 4-0 lead after two innings against Cardinals starter Chris Carpenter who pitched on three days' rest for the first time in his career. Despite a nine-strikeout performance, Cliff Lee could not silence St. Louis' bats as they rallied for a 5-4 victory that evened the series at one game apiece.

	R	H	E	WP: Dotel; LP: Lee; SV: Motte
St. Louis	5	13	0	HR: None
Phillies	4	6	0	Att: 46,575

Game 3 – October 4

A 3-2 win at Busch Stadium gave the Phillies a 2-1 series lead. Pinch-hitter Ben Francisco's three-run home run off Jaime Garcia in the seventh were all the runs Philadelphia needed. Cole Hamels started for the Phils and threw 6.0 scoreless innings. Ryan Madson recorded a five-out save when he worked out of a bases-loaded jam in the eighth and pitched out of trouble in the ninth.

	R	H	E	WP: Hamels; LP: Garcia
Phillies	3	7	0	SV: Madson
St. Louis	2	12	0	HR: Francisco Att: 46,914

Game 4 – October 5

St. Louis avoided elimination with a 5-3 victory. The Phillies' first three batters of the game reached base which produced two runs, but the offense went cold from then on as Cardinals starter Edwin Jackson and the St. Louis bullpen kept the Phils at bay and sent the series back to Philadelphia for a decisive Game 5.

	R	H	E	WP: Jackson; LP: Oswalt
Phillies	3	7	1	SV: Motte
St. Louis	5	6	0	HR: Freese Att: 47,071

Game 5 – October 7

The Phillies came up short in a pitchers' duel between staff aces and former teammates Halladay and Carpenter in the series-deciding game. Back-to-back extra-base hits from the Cardinals' first two hitters of the night produced the game's only run. Carpenter, who did not allow a Phillies base runner past first base after the fourth inning, threw a three-hit shutout and denied the Phils a fourth straight trip to the National League Championship Series.

	R	H	E	WP: Carpenter; LP: Halladay
St. Louis	1	6	1	HR: None
Phillies	0	3	2	Att: 46,530

2022 NATIONAL LEAGUE WILD CARD SERIES PHILLIES VS. ST. LOUIS CARDINALS (Phillies win series, 2 games to 0)

Game 1 – October 7

Trailing 2-0 heading into the ninth inning, the Phillies sent 10 batters to the plate in their final at-bat, exploding for six unanswered runs. Alec Bohm plated the first run with a bases-loaded hit by pitch and Jean Segura followed with a two-run single. Zack Wheeler tossed 6.1 scoreless innings and allowed only four base runners in his postseason debut.

	R	H	E	WP: Robertson; LP: Helsley
Phillies	6	5	0	HR: Yezpez
St. Louis	3	5	0	Att: 45,911

Game 2 – October 8

Aaron Nola and the bullpen shut out the Cardinals 2-0 to earn the club its first playoff series win since 2010. Nola, in his first career postseason start, struck out six and walked just one in 6.2 innings of work. José Alvarado and Seranthony Domínguez both worked scoreless appearances before turning the ball over to Zach Eflin for his second career save, the other coming in the postseason clincher five days earlier. Bryce Harper got the scoring started with a second-inning home run and Kyle Schwarber also drove in a run.

	R	H	E	WP: Nola; LP: Mikolas
Phillies	2	4	0	SV: Eflin
St. Louis	0	7	0	HR: Harper Att: 48,515



POSTSEASON HISTORY

2022 NATIONAL LEAGUE DIVISION SERIES

PHILLIES VS. ATLANTA BRAVES

(Phillies win series, 3 games to 1)

Game 1 – October 11

The Phillies, led by Nick Castellanos' huge performance, won 7-6. Castellanos drove in three runs, going 3-for-5 with a double, and made a potential game-saving sliding catch in right field in the bottom of the ninth. Bryce Harper added a three-hit effort of his own and Alec Bohm drove in two runs as the Phillies jumped to a 1-0 series lead.

	R	H	E	WP: Domínguez; LP: Fried
Phillies	7	12	0	HR: Olson, d'Arnaud
Atlanta	6	9	1	Att: 42,641

Game 2 – October 12

Atlanta evened the series at one game apiece behind Kyle Wright and the bullpen, who combined to shut out the Phillies, 3-0. Wright allowed only three base runners in 6.0 innings and was followed by scoreless frames from A.J. Minter, Raisel Iglesias and Kenley Jansen. Atlanta managed only four hits, but three of them were RBI singles in the sixth inning.

	R	H	E	WP: Wright; LP: Wheeler
Phillies	0	3	0	SV: Jansen
Atlanta	3	4	0	HR: None Att: 42,735

Game 3 – October 14

In their first home playoff game in 11 years, the Phillies' bats exploded for nine runs, six of which came in the third inning. Bryson Stott started the scoring with an RBI double down the right field line and two batters later, Rhys Hoskins crushed a three-run homer to left to put the Phillies up 4-0. Bryce Harper put the exclamation point on the inning with a two-run shot of his own. Aaron Nola became the first Phillie ever to pitch at least 6.0 innings and allow no earned runs in each of his first two career postseason starts.

	R	H	E	WP: Nola; LP: Strider
Atlanta	1	6	1	HR: Hoskins, Harper
Phillies	9	8	2	Att: 45,538

Game 4 – October 15

Another burst of offense propelled the Phillies to a 3-1 series win, and their first trip to the NLCS since 2010. Brandon Marsh put the Phillies on top with a three-run homer in the second inning – one of three home runs on the day for the club – and they would never surrender the lead. J.T. Realmuto hit the first inside-the park home run in Phillies postseason history. Every Phillies starter reached base at least once and six different Phillies pitchers combined to hold the Braves' offense to three solo home runs.

	R	H	E	WP: Hand; LP: Morton
Atlanta	3	4	0	HR: Realmuto, Harper, Marsh;
Phillies	8	13	0	Olson, d'Arnaud, Arcia Att: 45,660

2022 NATIONAL LEAGUE CHAMPIONSHIP SERIES

PHILLIES VS. SAN DIEGO PADRES

(Phillies win series, 4 games to 1)

Game 1 – October 18

Two solo home runs were all the offense needed to earn a 1-0 series lead. Bryce Harper's fourth-inning shot was the winning run, and Kyle Schwarber's 488-foot blast in the sixth was the farthest homer of his career. Zack Wheeler tossed 7.0 shutout innings with one hit allowed.

	R	H	E	WP: Wheeler; LP: Darvish
Phillies	2	3	1	SV: Alvarado
San Diego	0	1	0	HR: Harper, Schwarber Att: 44,826

Game 2 – October 19

The Phillies jumped to a four-run lead in the second, but San Diego responded with two in the bottom half of the inning and five more in the fifth to erase the deficit and ultimately even the series. The Padres clubbed three home runs and the bullpen combined for 4.0 innings of one-run ball, the lone blemish a solo homer from Rhys Hoskins.

	R	H	E	WP: Snell; LP: Nola; SV: Hader
Phillies	5	8	0	HR: Hoskins; Machado, Drury,
San Diego	8	13	1	Bell Att: 44,607

Game 3 – October 21

Kyle Schwarber set the tone in the momentum-shifting Game 3 with a leadoff homer and the Phillies later received a go-ahead, two-run single from Jean Segura and RBI double from Alec Bohm. Ranger Suárez earned his first career postseason victory, delivering 5.0 innings with two runs allowed on two hits.

	R	H	E	WP: Suárez; LP: Musgrove
San Diego	2	7	0	SV: Dominguez
Phillies	4	9	2	HR: Schwarber Att: 45,279

Game 4 – October 22

Sparked by a Manny Machado home run, the Padres scored four times in the first to take an early lead. But the Phillies struck for three in the bottom of the inning (two on a Rhys Hoskins home run), knocking starter Mike Clevinger from the game. The battle of the bullpens went the way of the Phillies as six Phils relievers combined for 8.1 innings with just two runs allowed.

	R	H	E	WP: Hand; LP: Manaea
San Diego	6	8	0	HR: Hoskins (2), Schwarber,
Phillies	10	11	0	Realmuto; Machado, Soto Att: 45,467

Game 5 – October 23

A dramatic go-ahead home run in the eighth inning off the bat of Bryce Harper secured the National League pennant for the eighth time in club history. Trailing 3-2 in a game marred by rain, Harper took Robert Suarez's 2-2 pitch out of the ballpark to give the Phillies the lead. Ranger Suárez, who entered with two runners on base in the ninth, nailed down the save. Rhys Hoskins homered for the fourth time in the series but Harper's late-game heroics earned him NLCS MVP.

	R	H	E	WP: Alvarado; LP: Suarez
San Diego	3	5	0	SV: Suárez
Phillies	4	6	0	HR: Hoskins, Harper; Soto Att: 45,485

POSTSEASON HISTORY

2022 WORLD SERIES PHILLIES VS. HOUSTON ASTROS (Astros win series, 4 games to 2)

Game 1 – October 28

Trailing 5-0 after three innings, the Phillies mounted their largest comeback in club postseason history, scoring five runs off eventual Cy Young winner Justin Verlander and a sixth unanswered run to win the game in 10 innings. J.T. Realmuto drove in three runs, one of which was the winning run on an opposite-field homer in extras. The Phillies bullpen combined for 5.2 scoreless innings to hold the Astros bats in check.

	R	H	E	WP:	LP:	SV:	HR:	Att:
Phillies	6	9	0	Dominguez;	Garcia	Robertson	Realmuto; Tucker	42,903
Houston	5	10	0					

Game 2 – October 29

Three straight doubles to begin the game jump-started the Astros, who took a 5-0 lead for the second straight night. Alex Bregman hit his first homer of the postseason in the fifth and Framber Valdez allowed just one run and struck out nine in 6.1 innings of work. The Phillies scored a run in both the seventh and ninth but were unable to mount the comeback as Houston evened the series, 1-1.

	R	H	E	WP:	LP:	SV:	HR:	Att:
Phillies	2	6	1	Valdez;	Wheeler	Bregman		
Houston	5	7	2					42,926

Game 3 – November 1

After Halloween rain forced a postponement of Game 3 by a day, the Phillies were clicking on all cylinders as they tied a World Series record with five home runs – all off starter Lance McCullers Jr. – in a 7-0 shutout win. Bryce Harper started the scoring with a two-run shot on the first pitch he saw, and was followed by home runs from Alec Bohm, Brandon Marsh, Rhys Hoskins and Kyle Schwarber. Bohm's was the 1,000th homer in World Series history. Ranger Suárez pitched 5.0 shutout innings and the bullpen followed with 4.0 scoreless frames.

	R	H	E	WP:	LP:	SV:	HR:	Att:
Houston	0	5	0	Suárez;	McCullers Jr.		Harper, Bohm, Marsh, Hoskins, Schwarber	45,712
Phillies	7	7	0					

Game 4 – November 2

Led by starter Cristian Javier, who allowed just two walks and struck out nine in 6.0 innings, the Astros combined to throw the second no-hitter in World Series history. Bryan Abreu, Rafael Montero and Ryan Pressly sealed the game, and a 2-2 series tie, in relief of Javier. All five of Houston's runs came in the fifth inning.

	R	H	E	WP:	LP:	SV:	HR:	Att:
Houston	5	10	0	Javier;	Nola			
Phillies	0	0	0					45,693

Game 5 – November 3

Kyle Schwarber energized the crowd with a leadoff home run, but the Phillies did not score again until the eighth inning, while Houston sent three across the plate. The Phillies had chances to tie the game or go ahead late, but two great defensive plays on hard-hit balls by Kyle Schwarber and J.T. Realmuto shut down any potential rally. Justin Verlander earned his first career World series win as the Astros took a 3-2 series lead.

	R	H	E	WP:	LP:	SV:	HR:	Att:
Houston	3	9	0	Verlander;	Syndergaard			
Phillies	2	6	1			Pressly	Schwarber; Pena	45,693

Game 6 – November 5

For the second straight day, Kyle Schwarber gave the Phillies a 1-0 lead with a solo home run, this time breaking the ice in the sixth inning of a pitcher's duel between Framber Valdez and Zack Wheeler. But the Astros tied the game in the bottom of the inning, and with two on and one out, Yordan Alvarez hit a mammoth home run to center off José Alvarado to put Houston up, 4-1. The bullpen held on to capture the second-ever title for the Astros in what was the latest-ending Fall Classic in MLB history.

	R	H	E	WP:	LP:	SV:	HR:	Att:
Phillies	1	3	1	Valdez;	Wheeler			
Houston	4	7	0			Pressly	Schwarber; Alvarez	42,958



POSTSEASON HISTORY

2023 NATIONAL LEAGUE WILD CARD SERIES

PHILLIES VS. MIAMI MARLINS
(Phillies win series, 2 games to 0)

Game 1 – October 3

Zack Wheeler set the tone by allowing just one run over 6.2 innings in the Phillies' 4-1 win over the Marlins. José Alvarado closed out the seventh inning with a strikeout to strand a pair of Miami runners in scoring position. The entire starting lineup recorded a hit for the Phillies, and Alec Bohm, Bryson Stott, Cristian Pache and Nick Castellanos all collected an RBI.

	R	H	E	WP: Wheeler; LP: Luzardo
Miami	1	7	0	SV: Kimbrel
Phillies	4	11	0	Att: 45,662

Game 2 – October 4

The Phillies completed a two-game series sweep over Miami and advanced to the National League Division Series with a 7-1 win. With the Phils leading 3-0 in the bottom of the sixth inning, Bryson Stott put the game and the series out of reach with a first-pitch grand slam off left hander Andrew Nardi. Aaron Nola earned the win after allowing only three hits over 7.0 scoreless innings.

	R	H	E	WP: Nola; LP: Garrett
Miami	1	5	1	HR: Realmuto, Stott
Phillies	7	7	0	Att: 45,738



2023 NATIONAL LEAGUE DIVISION SERIES

PHILLIES VS. ATLANTA BRAVES
(Phillies win series, 3 games to 1)

Game 1 – October 7

The Phillies used seven different pitchers to hold Atlanta to five hits to open the NLDS with a 3-0 shutout. Bryson Stott started the scoring with an RBI single in the top of the fourth, and Jeff Hoffman worked out of a bases-loaded jam to close out the bottom of the inning. Bryce Harper added a solo home run in the sixth and Trea Turner scored on a catcher's interference in the eighth. Craig Kimbrel worked a perfect ninth inning for the save.

	R	H	E	WP: Hoffman; LP: Strider
Phillies	3	6	0	SV: Kimbrel
Atlanta	0	5	2	HR: Harper
				Att: 43,689

Game 2 – October 9

Despite holding a 4-0 lead through 5.0 innings, the Phillies lost a tough one in Atlanta, 5-4. Starter Zack Wheeler was in control early and recorded a single-game postseason high with 10 strikeouts. After plating a run in the sixth inning, the Braves hit two-run home runs in both the seventh and eighth innings to take the lead. Bryce Harper walked to lead off the ninth inning, but the Phillies' comeback was thwarted when Michael Harris II robbed Nick Castellanos of extra bases in right-center field and Harper was doubled off first base as the Braves evened the series.

	R	H	E	WP: Minter; LP: Hoffman
Phillies	4	9	2	SV: Iglesias
Atlanta	5	4	1	HR: Realmuto; d'Arnaud, Riley
				Att: 43,898

Game 3 – October 11

The Phillies turned the page as the offense had 11 hits – eight of which went for extra bases – in a 10-2 win over Atlanta at Citizens Bank Park. After the Braves went ahead 1-0 in the top of the third, Nick Castellanos answered in the bottom of the frame with a solo homer, and Bryce Harper followed with a three-run blast to the second deck in right field to highlight a six-run inning. Castellanos and Harper went deep again, and Trea Turner and Brandon Marsh joined in the homer party as well, making the Phillies the second team to ever hit six home runs in a postseason game.

	R	H	E	WP: Nola; LP: Elder
Atlanta	2	10	0	HR: Castellanos (2), Harper (2),
Phillies	10	11	0	Turner, Marsh
				Att: 45,798

Game 4 – October 12

The Phillies eliminated the Braves in the NLDS and reached the National League Championship Series for the second consecutive year. Ranger Suárez tossed 5.0 innings and allowed Atlanta's only run of the game in the fourth. Once again, Nick Castellanos hit two home runs – both off Spencer Strider – and became the first player in major league history to have consecutive multi-homer games in the postseason. Five Phillies relievers combined to pitch 4.0 scoreless innings, with Matt Strahm closing out the 3-1 win to earn his first career postseason save.

	R	H	E	WP: Suárez; LP: Strider
Atlanta	1	5	0	SV: Strahm
Phillies	3	10	1	HR: Castellanos (2), Turner; Riley
				Att: 45,831

POSTSEASON HISTORY

2023 NATIONAL LEAGUE CHAMPIONSHIP SERIES PHILLIES VS. ARIZONA DIAMONDBACKS (Diamondbacks win series, 4 games to 3)

Game 1 – October 16

Kyle Schwarber led off Game 1 with a first-pitch home run off Diamondbacks ace Zac Gallen as the Phils took an early lead. Starter Zack Wheeler struck out eight and allowed two runs over 6.0 innings. Bryce Harper and Nick Castellanos each hit home runs to add to the lead. A two-run homer from Geraldo Perdomo and a sacrifice fly by Alek Thomas reduced the deficit to two runs, but José Alvarado and Craig Kimbrel finished the game by only allowing one base runner.

	R	H	E	WP: Wheeler; LP: Gallen
Arizona	3	4	1	SV: Kimbrel
Phillies	5	9	1	HR: Schwarber, Harper, Castellanos; Perdomo Att: 45,396

Game 2 – October 17

The Phillies took a 2-0 series lead with a 10-0 win. Philadelphia clubbed seven extra-base hits to post 10 runs for the second time in the 2023 postseason. Behind the offense, Aaron Nola shut down Arizona with 6.0 scoreless innings and seven strikeouts for his third win of the postseason. Home runs from Trea Turner and Kyle Schwarber staked Nola to an early lead, and four runs in both the sixth and seventh innings put the game out of reach.

	R	H	E	WP: Nola; LP: Kelly
Arizona	0	4	0	HR: Schwarber (2), Turner
Phillies	10	11	1	Att: 45,412

Game 3 – October 19

The first game at Chase Field featured a pitchers' duel between Ranger Suárez and Brandon Pfaadt. They both pitched into the fifth inning, stifling the offenses by holding them to three and two hits, respectively, while not allowing any runs. Bryce Harper helped the Phillies break the scoreless tie with his aggressiveness on a wild pitch in the seventh, but the Diamondbacks tied it back up in the bottom of the inning on a Lourdes Gurriel Jr. RBI double. With one out in the bottom of the ninth, Ketel Marte hit a walk-off RBI single to give Arizona a 2-1 victory and its first win of the series.

	R	H	E	WP: Sewald; LP: Kimbrel
Phillies	1	3	0	HR: None
Arizona	2	9	0	Att: 45,075

Game 4 – October 20

The Phillies lost a back-and-forth contest, 6-5, in Christopher Sánchez's first career postseason start. The Diamondbacks established a 2-0 lead by the end of the third inning with RBI singles from Emmanuel Rivera and Gabriel Moreno. Kyle Schwarber cut the lead in half with his fourth home run of the NLCS, and the Phils scored four more times over the next three innings with Brandon Marsh, Alec Bohm and Trea Turner all driving in runs. A bases-loaded walk for the Diamondbacks in the seventh trimmed the lead to two and Alek Thomas hit a game-tying, two-run, pinch-hit home run off Craig Kimbrel in the eighth. Another RBI single by Moreno gave Arizona the lead and Paul Sewald recorded the save to even the series.

	R	H	E	WP: Ginkel; LP: Kimbrel
Phillies	5	8	1	SV: Sewald
Arizona	6	9	1	HR: Schwarber; Thomas Att: 47,806

Game 5 – October 21

With a bullpen that was stretched thin after most of the Phillies relievers pitched the previous two days, Zack Wheeler stepped up with 7.0 innings to give the club a 6-1 win and a 3-2 series lead headed back to Philadelphia. The Phillies jumped out to a two-run lead in the first and later added home runs from Kyle Schwarber and Bryce Harper, all off Arizona starter Zac Gallen. J.T. Realmuto also belted a two-run homer for insurance.

	R	H	E	WP: Wheeler; LP: Gallen
Phillies	6	9	0	HR: Schwarber, Harper,
Arizona	1	8	2	Realmuto; Thomas Att: 47,897

Game 6 – October 23

Merrill Kelly and the Diamondbacks pitching staff shut the Phillies down in a 5-1 win, combining for 10 strikeouts. Tommy Pham and Lourdes Gurriel Jr. hit back-to-back home runs in the top of the second off Aaron Nola, and the Phillies were unable to overcome the early deficit. The offense only recorded six hits and was 1-for-7 with runners in scoring position.

	R	H	E	WP: Kelly; LP: Nola
Arizona	5	10	0	HR: Pham, Gurriel
Phillies	1	6	1	Att: 45,473

Game 7 – October 24

The Phillies' hopes for a second consecutive pennant came to an end with a 4-2 loss in the first-ever Game 7 in franchise history. Arizona scratched out a run in the first inning, but Alec Bohm tied it up with his first home run of the postseason in the second. Bryson Stott's RBI double in the fourth gave the Phillies a 2-1 lead, but the Diamondbacks went ahead for good in the fifth with a pair of two-out, RBI singles. Five Arizona relievers combined to hold the Phillies scoreless over the final 5.0 innings of the game.

	R	H	E	WP: Thompson; LP: Suárez
Arizona	4	11	0	SV: Sewald
Phillies	2	5	0	HR: Bohm Att: 45,397

PHILLIES ALL-TIME POSTSEASON LEADERS

BATTING

Games

T1.	Ryan Howard	46
T1.	Jimmy Rollins	46
T1.	Carlos Ruiz	46
T1.	Chase Utley	46
T1.	Shane Victorino	46

At-Bats

1.	Jimmy Rollins	188
2.	Shane Victorino	175
3.	Ryan Howard	170
4.	Chase Utley	164
5.	Carlos Ruiz	142

Runs

1.	Chase Utley	38
T2.	Jimmy Rollins	27
T2.	Jayson Werth	27
4.	Bryce Harper	26
5.	Shane Victorino	25

Hits

T1.	Jimmy Rollins	47
T1.	Shane Victorino	47
3.	Ryan Howard	44
4.	Chase Utley	43
5.	Jayson Werth	37

Doubles

1.	Ryan Howard	13
2.	Jimmy Rollins	12
T3.	Mike Schmidt	9
T3.	Shane Victorino	9
T5.	Alec Bohm	8
T5.	Raúl Ibañez	8
T5.	Garry Maddox	8
T5.	Carlos Ruiz	8
T5.	Jayson Werth	8

Triples

1.	Mariano Duncan	3
T2.	Shane Victorino	2
T2.	Jayson Werth	2
T4.	17 players	1

Home Runs

T1.	Bryce Harper	11
T1.	Kyle Schwarber	11
T1.	Jayson Werth	11
4.	Chase Utley	10
5.	Ryan Howard	8

Extra-Base Hits

1.	Ryan Howard	22
2.	Jayson Werth	21
T3.	Bryce Harper	18
T3.	Chase Utley	18
5.	Shane Victorino	17

Total Bases

1.	Ryan Howard	83
T2.	Chase Utley	82
T2.	Jayson Werth	82
4.	Shane Victorino	78
5.	Bryce Harper	74

RBI

1.	Ryan Howard	33
2.	Shane Victorino	30
3.	Chase Utley	25
4.	Jayson Werth	23
5.	Bryce Harper	21

Walks

1.	Chase Utley	34
2.	Ryan Howard	26
T3.	Carlos Ruiz	24
T3.	Kyle Schwarber	24
T3.	Jayson Werth	24

Stolen Bases

1.	Jimmy Rollins	11
2.	Chase Utley	10
3.	Shane Victorino	8
T4.	Bryson Stott	5
T4.	Jayson Werth	5

Average (min. 75 PA)

1.	Pete Rose	.326
2.	Bryce Harper	.324
3.	Bob Boone	.279
4.	Garry Maddox	.271
T5.	Greg Luzinski	.269
T5.	Shane Victorino	.269

OPS (min. 75 PA)

1.	Bryce Harper	1.137
2.	Kyle Schwarber	.987
3.	Jayson Werth	.966
4.	Greg Luzinski	.944
5.	Chase Utley	.902

PITCHING

Games

1.	Ryan Madson	33
2.	Brad Lidge	22
3.	Ron Reed	21
4.	José Alvarado	20
5.	Tug McGraw	18

Games Started

T1.	Steve Carlton	13
T1.	Cole Hamels	13
3.	Zack Wheeler	10
4.	Aaron Nola	9
5.	Ranger Suárez	7

Complete Games

T1.	Grover Alexander	2
T1.	Cliff Lee	2
T3.	Eight pitchers	1

Shutouts

T1.	Roy Halladay	1
T1.	Cole Hamels	1
T1.	Curt Schilling	1

Wins

1.	Cole Hamels	7
2.	Steve Carlton	6
3.	Aaron Nola	5
T4.	Cliff Lee	4
T4.	Zack Wheeler	4

Losses

1.	Steve Carlton	5
2.	Cole Hamels	4
T3.	Tug McGraw	3
T3.	Aaron Nola	3
T3.	Zack Wheeler	3

Saves

1.	Brad Lidge	12
2.	Tug McGraw	5
T3.	Craig Kimbrel	3
T3.	Mitch Williams	3
T5.	Al Holland	2
T5.	Ryan Madson	2

Innings Pitched

1.	Steve Carlton	89.1
2.	Cole Hamels	81.2
3.	Zack Wheeler	63.1
4.	Aaron Nola	48.2
5.	Cliff Lee	46.1

Hits

1.	Steve Carlton	86
2.	Cole Hamels	65
3.	Aaron Nola	47
4.	Cliff Lee	39
T5.	Joe Blanton	36
T5.	Zack Wheeler	36

Runs

1.	Steve Carlton	36
2.	Cole Hamels	29
3.	Aaron Nola	21
T4.	Joe Blanton	19
T4.	Zack Wheeler	19

Earned Runs

1.	Steve Carlton	33
2.	Cole Hamels	28
3.	Aaron Nola	20
4.	Joe Blanton	18
T5.	Larry Christenson	17
T5.	Tommy Greene	17
T5.	Zack Wheeler	17

Walks

1.	Steve Carlton	48
2.	Cole Hamels	21
3.	Tug McGraw	20
4.	Brett Myers	12
T5.	Joe Blanton	11
T5.	Tommy Greene	11
T5.	Ron Reed	11

Strikeouts

1.	Cole Hamels	77
2.	Steve Carlton	76
3.	Zack Wheeler	68
4.	Aaron Nola	50
5.	Ryan Madson	43

ERA (min. 40.0 IP)

1.	Cliff Lee	2.33
2.	Zack Wheeler	2.42
3.	Cole Hamels	3.09
4.	Steve Carlton	3.32
5.	Aaron Nola	3.70

DRAFT SELECTIONS

JUNE AMATEUR DRAFT FIRST-ROUND SELECTIONS (REGULAR PHASE)

Year	Player	Year	Player	Year	Player
1965	Mike Adamson, rhp (18th)	1987	Didn't have one – Matt Rambo, lhp (2nd round)	2007	Joe Savery, lhp (19th)
1966	Mike Biko, rhp (9th)	1988	Pat Combs, lhp (11th)	2008	Anthony Hewitt, ss (24th)
1967	Phil Meyer, lhp (14th)	1989	Jeff Jackson, of (4th)	2009	Didn't have one – Kelly Dugan, cf (2nd round)
1968	Greg Luzinski, 1b (11th)	1990	Mike Lieberthal, c (3rd)	2010	Jesse Biddle, lhp (19th)
1969	Mike Anderson, of (6th)	1991	Tyler Green, rhp (10th)	2011	Didn't have one – Larry Greene, of (1st round supplemental)
1970	Mike Martin, lhp (5th)	1992	Chad McConnell, of (13th)	2012	Didn't have one – Shane Watson, rhp (1st round supplemental)
1971	Roy Thomas, rhp (6th)	1993	Wayne Gomes, rhp (4th)	2013	J.P. Crawford, ss (16th)
1972	Larry Christenson, rhp (3rd)	1994	Carlton Loewer, rhp (23rd)	2014	Aaron Nola, rhp (7th)
1973	John Stearns, c (2nd)	1995	Reggie Taylor, of (14th)	2015	Cornelius Randolph, ss (10th)
1974	Lonnie Smith, of (3rd)	1996	Adam Eaton, rhp (11th)	2016	Mickey Moniak, of (1st)
1975	Sam Welborn, rhp (12th)	1997	J.D. Drew, of (2nd)	2017	Adam Haseley, of (8th)
1976	Jeff Kraus, ss (17th)	1998	Pat Burrell, 3b (1st)	2018	Alec Bohm, 3b (3rd)
1977	Scott Munninghoff, rhp (22nd)	1999	Brett Myers, rhp (12th)	2019	Bryson Stott, ss (14th)
1978	Rip Rollins, rhp (23rd)	2000	Chase Utley, 2b (15th)	2020	Mick Abel, rhp (15th)
1979	Didn't have one – Kyle Money, rhp (2nd round)	2001	Gavin Floyd, rhp (4th)	2021	Andrew Painter, rhp (13th)
1980	Lebo Powell, c (13th)	2002	Cole Hamels, lhp (17th)	2022	Justin Crawford, of (17th)
1981	Johnny Abrego, rhp (20th)	2003	Didn't have one – Tim Moss, 2b (3rd round)	2023	Aidan Miller, inf (27th)
1982	John Russell, c (13th)	2004	Greg Golson, of (21st)		
1983	Ricky Jordan, 1b (22nd)	2005	Didn't have one – Mike Costanzo, 3b (2nd round)		
1984	Peter Smith, rhp (21st)	2006	Kyle Drabek, rhp (18th)		
1985	Trey McCall, c (16th)				
1986	Brad Brink, rhp (7th)				

JANUARY AMATEUR DRAFT FIRST-ROUND SELECTIONS (REGULAR PHASE)

Year	Player	Year	Player	Year	Player
1966	John Vukovich, inf	1973	Alan Bannister, ss	1980	Tony Ghelfi, rhp
1967	Mike Coble, rhp	1974	Morris Cooper, rhp	1981	Eric Schmidt, rhp
1968	Steve Cates, lhp	1975	Richard Nesloney, rhp	1982	Jim King, ss
1969	Terry Enyart, lhp	1976	Jack Lazorko, rhp	1983	Danny Sheeley, rhp
1970	Russell Klogas, of	1977	Michael Childs, c	1984	Jeff Mays, rhp
1971	No selection	1978	Don Woodward, rhp	1985	Scott Steen, 3b/of
1972	Ricky Knepper, 3b	1979	Dean Baugh, inf/of	1986	Jesse Ellison, rhp

RULE 5 DRAFT SELECTIONS (SINCE 1989)

Year	Player	Year	Player
1989	Dave Hollins, 3b (Padres)	2007	Travis Blackley, lhp (Giants)
1990	N/A		Lincoln Holdzkom, rhp (Red Sox)
1991	Todd Pratt, c (Orioles)	2008	Bobby Mosebach, rhp (Angels)
1992	Graeme Lloyd, rhp (Blue Jays)	2009	David Herndon, rhp (Angels)
1993	N/A	2010	Michael Martinez, inf (Nationals)
1994	Craig Worthington, 3b (Blue Jays)	2011	N/A
1995	Billy Wallace, rhp (Expos)	2012	Ender Inciarte, of (Diamondbacks)
1996	Edgar Ramos, rhp (Indians)	2013	Kevin Munson, rhp (Diamondbacks)
1997	Hector Mercado, lhp (Marlins)	2014	Odúbel Herrera, of (Rangers)
1998	David Miller, of (Indians)		Andy Oliver, lhp (Pirates)
1999	N/A	2015	Tyler Goeddel, of (Rays)
2000	N/A		Daniel Stumpf, lhp (Royals)
2001	N/A	2016	N/A
2002	N/A	2017	Nick Burdi, rhp (Twins)
2003	N/A	2018	Drew Jackson, inf (Dodgers)
2004	Shane Victorino, of (Dodgers)	2019	Vimael Machin, inf (Cubs)
2005	N/A	2020	Kyle Holder, ss (Yankees)
2006	Adam Donachie, c (Royals)	2021	Draft not held
	Jim Ed Warden, rhp (Indians)	2022	Noah Song, rhp (Red Sox)
	Ryan Budde, c (Angels)		

ATTENDANCE RECORDS

CITIZENS BANK PARK

	Attendance	Date
Largest	45,989	7/21/12 vs SF
Single Game – Night	45,894	8/17/11 vs ARI
– Day	45,989	7/21/12 vs SF
Doubleheaders – Day	38,056	4/9/06 vs LAD
– Twi-Nighter	43,449	6/4/05 vs ARI
Home Openers – Day	45,574	4/9/12 vs MIA
– Night	44,532	4/5/09 vs ATL
Memorial Day	45,186	5/25/09 vs FLA
Independence Day	45,141	7/4/09 vs NYM
Labor Day	45,518	9/6/10 vs FLA (gm 1)
Monday	45,841	5/23/11 vs CIN
Tuesday	45,770	8/23/11 vs NYM
Wednesday	45,894	8/17/11 vs ARI
Thursday	45,810	6/30/11 vs BOS
Friday	45,762	8/12/11 vs WSH
Saturday	45,989	7/21/12 vs SF
Sunday	45,863	6/26/11 vs OAK
Businessperson's Special	45,810	6/30/11 vs BOS
Day of Game Walk-up – Night	11,304	5/15/07 vs MIL
– Day	8,366	4/9/06 vs LA

ALL-TIME

Attendance	Date
63,816	7/3/84 vs CIN
63,816	7/3/84 vs CIN
61,068	9/1/03 vs BOS
40,720	5/11/47 vs BKN
63,346	8/10/79 vs PIT
60,985	4/9/93 vs CHI
60,404	4/13/81 vs PIT
51,381	5/28/79 vs CHI
63,283	7/4/77 vs NYM
61,068	9/1/03 vs BOS
63,501	7/5/82 vs SF
63,816	7/3/84 vs CIN
57,903	6/23/93 vs ATL
55,884	7/29/93 vs STL
63,346	8/10/79 vs PIT
58,086	7/3/99 vs CHI
60,960	6/22/03 vs BOS
57,903	6/23/93 vs ATL
27,720	7/5/82 vs SF
22,511	8/5/82 vs MTL

BY TEAM

CITIZENS BANK PARK

	Attendance	Date (D/N)
Arizona	45,894	8/17/11 (N)
Atlanta	45,853	7/10/11 (D)
Chicago	45,738	6/11/11 (D)
Cincinnati	45,841	5/23/11 (N)
Colorado	45,425	5/19/11 (N)
Los Angeles	45,777	6/6/11 (N)
Miami	45,880	6/15/11 (gm2) (N)
Milwaukee	45,743	4/20/11 (D)
New York Mets	45,829	4/15/12 (D)
Pittsburgh	45,809	7/31/11 (D)
St. Louis	45,572	9/16/11 (N)
San Diego	45,640	7/25/11 (D)
San Francisco	45,989	7/21/12 (D)
Washington	45,762	8/12/11 (N)

ALL-TIME

Attendance	Date (D/N)
45,894	8/17/11 (N)
60,120	5/6/73 (D)
61,177	7/15/77 (TWN)
63,816	7/3/84 (N)
58,627	4/11/94 (D)
60,942	7/5/76 (N)
58,508	6/20/93 (D)
55,393	7/3/98 (N)
63,283	7/4/77 (N)
63,346	8/10/79 (TWN)
60,561	8/10/81 (N)
57,521	7/3/93 (N)
63,501	7/5/82 (N)
55,352	4/10/71 (D)

SEASON

	Attendance	Date
Home total	3,680,718	2011
Home average	45,441	81 dates, 2011
Road total	2,690,366	2008
Road average	33,214	81 dates, 2008
4 games, 4 days	185,679	FLA (6/17-20/93)
4 games, 3 days	181,690	FLA (6/14-16/11)
3 games, 3 days	174,953	ATL (9/26-28/03)
5 games, 4 days	186,389	MTL (7/6-9/78)
2 games, 2 days	91,636	ARI (8/16-17/11)
6-date homestand	289,883	STL-PIT (7/27-8/1/93)
Sellouts	81	2010, 2011
Consecutive sellouts	257	7/7/09-8/5/12
Consecutive crowds, 40,000-plus	313	5/1/09-4/5/13
Crowds, 50,000-plus	16	1993

TOP 10 CROWDS AT CITIZENS BANK PARK

Regular Season Only

45,989	7/21/12	SF (D)
45,894	8/17/11	ARI (N)
45,880	6/15/11 (gm 2)	FLA (N)
45,863	6/26/11	OAK (D)
45,853	7/10/11	ATL (D)
45,841	5/23/11	CIN (N)
45,829	4/15/12	NYM (D)
45,810	6/30/11	BOS (D)
45,809	7/31/11	PIT (D)
45,800	7/27/11	SF (N)

Overall

46,575	10/2/11	STL (N)
		NLDS #2
46,530	10/7/11	STL (N)
		NLDS #5
46,528	10/8/09	COL (D)
		NLDS #2
46,511	10/8/10	CIN (N)
		NLDS #2
46,480	10/1/11	STL (N)
		NLDS #1
46,452	10/7/09	COL (D)
		NLDS #1
46,411	10/6/10	CIN (N)
		NLDS #1
46,214	10/21/09	LAD (N)
		NLCS #5
46,208	10/2/08	MIL (N)
		NLDS #2
46,178	11/2/09	NYN (N)
		WS #5

ALL-TIME WIN-LOSS RECORDS

RECORD VS OPPONENTS SINCE 1883

Franchise	Record	Pct.
Arizona	83-85	.494
Atlanta-Milwaukee-Boston	1,198-1,318	.476
Chicago	1,125-1,243	.475
Cincinnati	970-1,144	.459
Colorado	124-97	.561
Los Angeles-Brooklyn	928-1,185	.439
Miami	279-236	.542
Milwaukee*	92-78	.541
New York Mets	548-519	.514
Pittsburgh	1,082-1,226	.469
St. Louis	983-1,241	.442
San Diego	284-225	.558
San Francisco-New York	937-1,280	.423
Washington-Montreal	486-449	.520
Baltimore	31-34	.477
Boston	34-50	.405
Chicago	13-9	.591
Cleveland	12-10	.545
Detroit	13-12	.520
Houston*	296-282	.512
Kansas City	10-8	.556
Los Angeles	6-13	.316
Minnesota	11-13	.458
New York	20-21	.488
Oakland	13-11	.542
Seattle	10-12	.455
Tampa Bay	15-22	.405
Texas	7-15	.318
Toronto	31-43	.419

REGULAR SEASON RECORD BY BALLPARK

Ballpark (Opening Year)	Record	Pct.
Chase Field (1998)	37-46	.446
Truist Park (2017)	21-35	.375
Wrigley Field (1916)	402-491	.450
Great American Ball Park (2003)	32-36	.471
Coors Field (1995)	46-52	.469
Dodger Stadium (1962)	144-181	.443
loanDepot park (2012)	50-58	.463
American Family Field (2001)	37-33	.529
Citi Field (2009)	56-74	.431
PNC Park (2001)	28-41	.406
Busch Stadium (2006)	32-34	.485
Petco Park (2004)	42-20	.677
Oracle Park (2000)	26-51	.338
Nationals Park (2008)	70-73	.490
Camden Yards (1992)	16-15	.516
Fenway Park (1912)	+18-32	.360
Guaranteed Rate Field (1991)	4-4	.500
Progressive Field (1994)	5-9	.357
Comerica Park (2000)	6-5	.545
Minute Maid Park (2000)	21-30	.412
Kauffman Stadium (1973)	3-3	.500
Angel Stadium (1966)	1-7	.125
Target Field (2010)	4-5	.444
Yankee Stadium (2009)	7-8	.467
Oakland Coliseum (1968)	6-6	.500
T-Mobile Park (1999)	6-5	.545
Tropicana Field (1998)	9-11	.450
Globe Life Field (2020)	0-5	.000
Rogers Centre (1989)	13-18	.419

* Milwaukee switched to the NL in 1998

^ Houston switched to the AL in 2013

+ Includes NL games played in 1914-15

INTERLEAGUE PLAY

Year	W-L	Home	Road	Year	W-L	Home	Road
1997	5-10	4-2	1-8	2011	9-6	6-3	3-3
1998	7-9	3-5	4-4	2012	5-10	2-4	3-6
1999	11-7	5-4	6-3	2013	7-13	5-5	2-8
2000	9-9	5-4	4-5	2014	7-13	5-5	2-8
2001	7-11	4-5	3-6	2015	8-12	5-5	3-7
2002	10-8	3-6	7-2	2016	11-9	7-3	4-6
2003	8-7	4-5	4-2	2017	5-15	3-7	2-8
2004	9-9	5-4	4-5	2018	12-8	5-5	7-3
2005	7-8	3-3	4-5	2019	11-9	4-6	7-3
2006	5-13	3-6	2-7	2020	7-13	6-6	1-7
2007	8-7	6-3	2-4	2021	8-12	5-5	3-7
2008	4-11	2-7	2-4	2022	9-11	6-4	3-7
2009	6-12	1-8	5-4	2023	28-18	15-8	13-10
2010	10-8	7-5	3-3	Totals	233-278	129-133	104-145

BEST SEASON RECORDS

All records are from 1950 to present unless otherwise indicated.

HOME GAMES			DAY GAMES			VS LHP			EXTRA-INNING GAMES			ONE-RUN GAMES		
Year	Record	Pct.	Year	Record	Pct.	Year	Record	Pct.	Year	Record	Pct.	Year	Record	Pct.
1977	60-21	.741	2021	34-18	.654	2011	30-14	.682	1968	9-2	.818	1950	30-16	.652
1901	46-23	.667	2011	33-18	.647	1955	29-15	.659	1968	9-2	.818	1962	26-14	.650
1978	54-28	.659	2005	34-20	.630	1976	31-17	.646	1979	11-3	.786	2010	29-17	.630
1900	45-23-2	.657	2009	28-17	.622	2009	29-16	.644	2003	10-3	.769	1964	28-18	.609
1976	53-28	.654	1976	36-23	.610	1993	31-18	.633	1967	12-5	.706	2011	28-19	.596
									1916	9-4	.692			
									1934	9-4	.692			
ROAD GAMES			NIGHT GAMES			VS RHP			SHO GAMES			DOUBLEHEADERS		
Year	Record	Pct.	Year	Record	Pct.	Year	Record	Pct.	Year	Record	Pct.	Year	Record	Pct.
2011	50-31	.617	1950	36-19	.655	1977	79-45	.637	1993	11-2	.846	2003	2-0-1	.833
1976	48-33	.593	1977	71-39	.645	1976	70-44	.614	2011	21-7	.750	2004	2-0-1	.833
2009	48-33	.593	1976	65-38	.631	2011	72-46	.610	2002	9-3	.750	2009	2-0-1	.833
1913	45-30-6	.592	2010	70-41	.631	2010	69-45	.605	2010	21-11	.656	2001	3-1-1	.700
1905	44-33-1	.571	2011	69-42	.622	1963	64-44	.593	2012	11-6	.647	1967	7-2-6	.667
												1974	6-2-4	.667

SEASON STARTS

BEST		WORST	
Year	W-L	Year	W-L
1911	12-3; 13-3; 14-4	1883	0-8
1915	8-0	1928	4-19; 5-23
1964	10-2	1930	6-15; 11-22
1976	22-8; 26-9	1934	0-7; 2-8; 4-13; 6-14
1979	12-4; 14-5; 21-7	1938	1-10; 2-11; 3-13; 4-15
1981	11-5	1941	2-9; 3-10
1993	7-1; 17-5; 23-7; 28-12	1942	2-7; 3-12; 5-15; 6-17; 8-22
1995	10-3; 15-5; 23-8	1945	2-7; 3-13
2001	6-2; 14-6; 20-12; 25-16; 30-17	1946	1-5; 2-11
2010	7-1; 18-11; 24-13	1982	2-8; 3-11
2011	3-0; 5-1; 10-4; 15-6; 21-9	1985	1-8
2019	4-0; 5-1; 7-2	1987	1-8
2021	4-0; 5-1	2000	6-14; 7-18
		2002	8-18
		2004	1-6
		2006	1-6
		2007	1-6; 4-11

BROTHERS WHO PLAYED FOR THE PHILLIES

Dave and Dennis Bennett*
 Dino and Lou Chiozza*
 Ed and Tom Delahanty*
 Garvin and Granny Hamner*
 Fritz and George Knothe
 Laynce and Jayson Nix
 Bill and Roy Thomas*
 Jim and Wally Westlake

**were teammates*

BEST/WORST HOMESTANDS & ROAD TRIPS

Minimum 6 games

BEST HOMESTANDS

Pct.	W-L	Dates	Opponents
1.000	8-0	June 30-July 7, 1977	PIT, NYM
1.000	7-0	Sept. 24-28, 1929	BKN, BOS
1.000	7-0	May 13-18, 1975	CIN, ATL
1.000	7-0	Aug. 6-12, 1991	CHI, MTL
1.000	7-0	July 23-29, 2010	COL, ARI
1.000	6-0	June 18-22, 1892	BKN, BAL
1.000	6-0	Sept. 5-9, 1905	BKN, BOS
1.000	6-0	Sept. 7-12, 2012	COL, MIA
.933	14-1	July 7-23, 1890	CIN, CLE, PIT, CHI, PIT
.923	12-1	May 31-June 12, 2005	SF, ARI, TEX, MIL
.900	9-1	July 3-12, 2009	NYM, CIN, PIT
.889	8-1	May 27-June 4, 1986	SF, SD, LAD
.889	8-1	May 3-12, 2002	COL, HOU, ARI
.875	7-1-1	April 22-May 1, 1897	NYG, BOS, BKN
.875	7-1	April 22-May 4, 1909	BOS, BKN, NYG
.875	14-2	July 14-24, 1955	MIL, CHI, CIN, STL
.875	7-1	May 3-11, 2006	ATL, SF, NYM
.867	13-2-3	Sept. 22-Oct. 9, 1886	WSH, CHI, STL, KC, DET
.867	13-2	May 9-26, 1917	STL, PIT, CHI, CIN
.857	6-1	July 22-29, 1901	BOS, BKN
.857	6-1	Sept. 12-18, 1986	NYM, PIT, STL
.857	6-1	Sept. 1-7, 2003	BOS, MTL, NYM
.857	6-1	Sept. 11-17, 2009	NYM, WSH
.857	6-1	Aug. 4-11, 2022	WSH, MIA
.857	6-1	Sept. 21-28, 2023	NYM, PIT
.846	11-2	July 22-Aug. 3, 1952	PIT, CHI, CIN, STL

WORST HOMESTANDS

Pct.	W-L	Dates	Opponents
.000	0-7	Sept. 21-27, 1964	CIN, MIL
.000	0-6	May 1-7, 1883	PRO, BOS
.000	0-6	June 15-20, 2016	TOR, ARI
.000	0-6	Aug. 29-Sept. 4, 2016	WSH, ATL
.100	1-9-1	July 6-20, 1941	NYG, PIT, STL, CHI, CIN
.100	1-9	Aug. 9-19, 2004	COL, SF, HOU
.111	1-8	May 4-13, 1937	CHI, PIT, CIN, STL
.111	1-8	Aug. 20-29, 1979	ATL, HOU, CIN
.111	1-8	June 12-21, 2009	BOS, TOR, BAL
.125	1-7	June 13-22, 1961	STL, CIN, PIT
.143	1-6	June 18-22, 1929	BOS, NYG
.143	1-6	Sept. 23-28, 1939	BKN, BOS, NYG
.143	1-6	May 16-26, 1960	STL, CHI, LAD, SF
.143	1-6	April 10-16, 1987	CHI, NYM
.143	1-6	June 24-July 2, 1921	NYG, BKN
.143	1-6	July 1-7, 1991	STL, NYM
.143	1-6	June 27-July 3, 1995	CIN, ATL
.143	1-6	Aug. 8-14, 1995	NYM, MTL
.143	1-6	Sept. 3-9, 1999	CIN, HOU
.143	1-6	June 1-7, 2012	MIA, LAD
.143	1-6	June 26-July 2, 2015	WSH, MIL
.143	1-6-1	June 27-July 2, 1961	SF, LAD

BEST ROAD TRIPS

Pct.	W-L	Dates	Opponents
1.000	7-0	July 11-15, 1968	PIT, NYM
1.000	6-0	April 14-21, 1915	BOS, NYG
.900	9-1	Aug. 1-10, 2011	COL, SF, LAD
.875	7-1	Sept. 22-28, 1983	MTL, STL, CHI
.857	6-1	April 12-18, 1911	NYG, BOS
.857	6-1	Aug. 29-Sept. 2, 1929	BOS, BKN, NYG
.857	6-1	July 1-6, 1958	PIT, MIL, CIN
.857	6-1	May 29-June 4, 1967	SF, LAD, HOU
.857	6-1	May 2-8, 1995	CIN, ATL
.857	6-1	June 19-25, 1995	NYM, STL
.857	6-1	Aug. 27-Sept. 2, 2010	SD, LAD, COL
.857	6-1	June 12-18, 2023	ARI, OAK
.833	5-1	May 26-30, 1954	BKN, PIT
.833	5-1	Sept. 3-9, 1962	HOU, MIL
.833	5-1	May 18-22, 1974	PIT, STL
.833	5-1	April 14-21, 1976	MTL, CHI, PIT
.833	5-1	May 28-June 2, 1993	COL, CIN
.833	5-1	May 12-17, 1995	HOU, FLA
.833	5-1	May 7-12, 1999	COL, STL
.833	5-1	June 7-12, 2002	DET, CLE
.833	5-1	Aug. 20-25, 2002	MIL, STL
.833	5-1	June 24-29, 2003	ATL, BAL
.833	5-1	Sept. 21-26, 2004	FLA, MTL
.833	5-1	Aug. 9-14, 2005	LAD, SD
.833	5-1	July 29-Aug. 3, 2008	WSH, STL
.833	5-1	Sept. 16-21, 2008	ATL, FLA
.833	5-1	April 5-11, 2010	WSH, HOU
.833	5-1	Sept. 10-15, 2010	NYM, FLA
.833	5-1	April 22-28, 2016	MIL, WSH
.818	9-2	June 24-July 2, 1969	NYM, MTL, PIT
.818	9-2	May 9-20, 1984	HOU, SD, LAD, SF

WORST ROAD TRIPS

Pct.	W-L	Dates	Opponents
.000	0-9	Aug. 11-24, 1883	NYG, BOS, PRO
.000	0-8	June 8-16, 2015	CIN, PIT, BAL
.000	0-8	Sept. 20-27, 2018	ATL, COL
.000	0-7	April 23-29, 1938	BOS, NYG, BKN
.000	0-7	Aug. 2-6, 1961	CIN, STL
.000	0-7	July 19-25, 1968	CIN, STL
.000	0-7	June 26-July 2, 1997	ATL, BAL
.000	0-7	Aug. 27-Sept. 2, 1999	COL, SF
.000	0-6	June 27-July 3, 1919	BKN, BOS
.000	0-6	April 17-22, 1934	NYG, BKN
.000	0-6	Aug. 10-16, 1942	BKN, NYG
.000	0-6	May 19-25, 1975	HOU, CIN
.000	0-6	June 22-27, 1990	NYM, PIT
.000	0-6	June 13-19, 1996	COL, STL
.000	0-6-1	April 23-29, 1935	BKN, NYG, BOS
.071	1-13	July 25-Aug. 6, 1939	PIT, CIN, CHI, STL
.091	1-10	Aug. 11-20, 1961	PIT, CHI, MIL
.100	1-9	May 29-June 7, 1884	BOS, PRO, BOS, PRO, NYG
.105	2-17	May 5-27, 1928	CHI, STL, CIN, PIT, BKN, BOS, NYG
.100	1-9	May 22-June 1, 1972	MTL, PIT, NYM
.111	1-8	June 19-29, 1883	BOS, PRO, BOS, PRO, NYG
.111	1-8	Aug. 16-24, 1988	LAD, SF, SD
.111	1-8	May 23-31, 1989	LAD, SF, SD
.111	1-8	July 28-Aug. 6, 1995	CHI, ATL, CIN
.111	1-8	July 19-28, 2013	NYM, STL, DET

SWEEP INFORMATION

LAST SWEEP BY PHILLIES

LAST SWEEP BY OPPONENT

3-GAME SERIES

@PHI	@OPP		@PHI	@OPP
5/15-17/15	6/27-29/16	ARI	6/16-18/17	8/17-19/21
4/1-4/21	6/16-18/14	ATL	9/2-4/16	9/16-18/22
8/13-15/19	6/27-29/23	CHI	7/22-24/22	9/27-29/22
4/9-11/18	5/12-14/06	CIN	6/27-29/95	4/4-7/16
5/17-19/19	8/1-3/11	COL	5/29-31/15	4/26-28/02
5/18-20/04	8/8-10/11	LAD	8/22-24/97	5/1-3/23
9/12-14/17	7/15-17/22	MIA	6/21-23/19	5/29-31/17
7/23-25/12	6/7-9/22	MIL	4/8-10/14	8/14-16/15
8/6-8/21	4/26-28/13	NYM	4/10-12/17	5/30-6/1/23
7/29-31/11	7/10-12/98	PIT	9/18-20/00	6/12-14/15
8/25-27/23	8/1-3/06	STL	4/3-6/06	6/9-11/17
6/10-12/14	8/7-9/15	SD	8/25-27/98	8/14-16/17
5/5-7/06	5/18-20/84	SF	8/13-15/04	5/15-17/23
9/9-11/22	8/30-9/2/21	WSH	9/11-12/18	6/19-20/19
None	6/27-29/03	BAL	8/11-13/20	6/30-7/2/97
6/2-4/00	None	BOS	6/24-26/05	9/4-6/15
6/11-13/07	None	CWS	None	None
4/29-5/1/16	None	CLE	None	None
6/5-8/23	6/7-9/02	DET	None	7/26-28/13
8/5-7/14	4/9-11/10	HOU	9/5-7/05	7/25-27/05
6/3-5/22	None	LAA	6/20-22/08	8/1-3/17
9/1-3/97	None	NYJ	None	6/30-7/2/98
None	6/16-18/23	OAK	None	None
None	None	SEA	6/3-5/03	None
None	7/4-6/23	TB	None	9/25-27/20
6/7-9/05	None	TEX	None	3/30-4/2/23
None	None	TOR	6/16-18/09	6/15-17/12

4-GAME SERIES

@PHI	@OPP		@PHI	@OPP
None	None	ARI	6/17-20/16	None
7/28-31/17	5/5-8/95	ATL	6/27-29/14	9/20-23/18
9/29-10/2/80	6/14-17/84	CHI	7/6-8/45 (5G)	5/11-13/73
8/22-25/22	8/29-9/1/11	CIN	7/22-24/96	6/24-26/96
4/25-28/22	None	COL	None	9/24-27/18
8/22-25/08	8/29-9/1/85	LAD	6/4-7/12	8/11-14/08
8/2-5/18	None	MIA	None	7/26-29/04
5/3-6/21	7/7-10/14	MIL	6/29-7/2/15	None
9/21-24/23	6/19-22/95	NYM	8/24-27/15	None
4/19-22/18	7/28-31/22	PIT	8/2-4/40	8/8-10/80
8/26-28/37	8/3-6/1913	STL	6/30-7/2/72	8/4-7/86
8/25-27/97	4/21-24/11	SD	None	7/9-12/92
5/7-10/18	8/6-8/43 (NYG)	SF	7/31-8/3/98	8/30-9/2/99
8/4-7/22	8/2-5/21	WSH	9/20-22/11	9/23-26/19 (5G)
7/21-23/78	7/17-19/62	HOU	8/23-26/10	9/4-7/09

HISTORY

BEST/WORST MONTHLY RECORDS

BEST		
Year	W-L-T	Pct.
April		
1897	7-1-1	.875
1964	9-2	.818
1911	11-3	.786
1915	11-3	.786
1993	17-5	.773
Most Wins: 18 – 2011		
May		
1976	22-5	.815
1995	21-7	.750
2001	20-8	.714
1913	17-7	.708
1982	19-8	.704
Most Wins: 22 – 1976		
June		
1892	22-5	.815
1981	7-2	.778
1893	19-6	.760
2022	19-8	.704
1899	16-7	.696
Most Wins: 22 – 1892		
July		
1890	21-6	.778
2009	20-7	.741
1886	17-7	.708
1952	22-10	.688
2011	17-8	.680
Most Wins: 22 – 1952		
August		
1977	22-7	.759
2011	18-7	.720
1950	20-8-1	.714
1891	17-7-1	.708
1887	16-7-1	.696
Most Wins: 22 – 1977		
September		
2010	21-6	.778
1887	16-5	.762
1983	22-7	.759
1916	22-9-1	.710
2004	19-8	.704
Most Wins: 22 – 1916, 1983		
October		
1907	6-0	1.000
1887	6-0-1	1.000
1925	3-0	1.000
1965	3-0-1	1.000
1976	3-0	1.000
Most Wins: 9 – 1898		

WORST		
Year	W-L-T	Pct.
April		
1938	1-10	.091
1935	2-9-2	.182
1946	2-9	.182
1904	2-8-1	.200
1943	1-4	.200
Most Losses: 18 – 2002		
May		
1928	3-22	.120
1904	4-19	.174
1883	4-16	.200
2017	6-22	.214
1923	7-23	.233
Most Losses: 23 – 1923		
June		
1997	4-22	.154
1936	4-19	.174
1921	5-21	.192
1938	5-20	.200
1942	5-19	.208
Most Losses: 24 – 1945		
July		
1883	3-17	.150
1928	6-22	.214
1941	6-20-1	.231
1939	7-23	.233
1930	8-25	.242
Most Losses: 25 – 1930		
August		
1883	2-17	.105
1936	4-24	.143
1934	4-21	.160
1961	7-26	.212
1927	7-25-1	.219
Most Losses: 26 – 1961		
September		
1939	6-27	.182
1883	3-13-1	.188
1924	6-21	.222
1942	6-21	.222
1927	6-20	.231
Most Losses: 27 – 1939		
October		
1927	0-3	.000
1987	0-3	.000
1937	0-2	.000
1938	0-2	.000
1969	0-2	.000
Most Losses: 7 – 1911		

20 OR MORE WINS IN A MONTH

22-5	June 1892	21-10	August 1899	21-10	July 1963	20-11	August 1967
22-9-1	September 1916	21-6	July 1890	21-7	May 1995	20-11	June 1975
22-10	July 1952	21-10	July 1912	21-6	September 2010	20-9	June 1976
22-5	May 1976	21-10	September 1915	20-12	July 1908	20-9	August 1991
22-7	August 1977	21-11	August 1917	20-11	June 1949	20-8	May 2001
22-7	September 1983	21-13	July 1950	20-8-1	August 1950	20-7	July 2009
		21-14	July 1955	20-11	July 1957		

LONG GAMES

LONGEST EXTRA-INNING GAMES

Innings	Date	Clubs/Score
21	7/17/1918 at CHI	Cubs 2, Phillies 1
20	8/24/1905 vs CHI	Cubs 2, Phillies 1
20	4/30/1919 vs BKN	Phillies 9, Robins 9
20	5/4/1973 vs ATL	Phillies 5, Atlanta 4
20	7/7/1993 vs LAD	Phillies 7, Dodgers 6
19	6/13/1918 vs STL	Phillies 8, Cardinals 8
19	9/15/1950 vs CIN	Phillies 8, Reds 7
19	5/25/2011 vs CIN	Phillies 5, Reds 4
18	6/1/1919 at BKN	Phillies 10, Robins 9
18	6/9/1949 vs PIT	Phillies 4, Pirates 3
18	10/2/1965 at NYM	Phillies 0, Mets 0
18	5/21/1967 vs CIN	Phillies 2, Reds 1
18	8/1/1972 at NYM	Mets 3, Phillies 2
18	8/24/2013 vs ARI	D-backs 12, Phillies 7
17	9/2/1908 vs BKN	Phillies 3, Superbas 2
17	9/6/1952 vs BOS	Phillies 7, Braves 6
17	6/2/1972 vs CIN	Reds 6, Phillies 3
17	9/13/1974 vs STL	Cardinals 7, Phillies 3
17	8/21/1980 vs SD	Phillies 9, Padres 8
17	9/21/1981 at MTL	Expos 1, Phillies 0
17	6/27/1986 at STL	Phillies 2, Cardinals 1
17	6/27/2003 at BAL	Phillies 4, Orioles 2

LATEST-ENDING GAMES

4:40 a.m.	7/2/1993 vs SD (DH and rain)
3:23 a.m.	8/10/1977 vs MTL (DH and rain)
3:15 a.m.	9/26/1975 vs NYM (DH and rain)
3:11 a.m.	6/9/1980 vs SF (rain)
2:13 a.m.	7/26/1988 vs NYM (rain)
2:12 a.m.	8/24/2013 vs ARI (extra innings)
2:07 a.m.	9/28/2006 at WSH (rain)
2:06 a.m.	9/13/1974 vs STL (extra innings and rain)
2:06 a.m.	6/12/2000 vs FLA (rain)

LONGEST RAIN DELAYS

5 hours, 54 minutes	7/2/1993 vs SD (three delays in game 1 of 1:10, 1:56 and 2:48)
5 hours	6/9/1980 vs SF (two delays of 1:28 and 3:32)
4 hours, 56 minutes*	8/10/1977 vs MTL; DH (two delays in game 1 of 1:03 and 2:27; 1:26 delay in game 2)
4 hours, 27 minutes	9/28/2006 at WSH
3 hours, 57 minutes	4/30/2005 vs FLA (three delays of 1:01, :45 and 2:11)
3 hours, 54 minutes	6/14/2004 vs CIN (three delays of 1:05, 2:18 and :31)
3 hours, 51 minutes	6/15/1995 at COL
3 hours, 36 minutes	9/11/2022 vs WSH
3 hours, 34 minutes	6/12/2000 vs FLA (two delays of :59 and 2:35)
3 hours, 32 minutes	6/9/1980 vs SF (2nd delay)
3 hours, 30 minutes	8/10/1977 vs MTL (two delays in game 1 of 1:03 and 2:27)
3 hours, 25 minutes	7/26/1988 vs NYM
3 hours, 10 minutes	10/4/1980 at MTL

* Combined delay for both games of doubleheader.

CLUB STREAKS

WINNING

16	1887 (11 road), 1890 (2 road), 1892 (5 road)
13	1977 (5 road), 1991 (4 road)
12	1895 (all home)
11	1955 (all home), 1983 (6 road), 2010 (7 home)
10	1894 (all home), 1901 (3 road), 1984 (9 road), 2009 (7 home)
9	1892 (all home), 1905 (1 road), 1969 (all road), 2006 (3 road), 2011 (6 road), 2022 (3 road)

CONSECUTIVE WINS – HOME

16	1977, 1991
14	1890
12	1895, 2010
11	1892, 1899, 1955, 1977

CONSECUTIVE WINS – ROAD

13	1976 (CHI, PIT, ATL, HOU, STL) 2023 (ARI, OAK, CHI, TB, MIA)
12	1887 (IND, DET, PIT, NYG)
10	1969 (NYM, MTL, PIT, CHI)
9	1954 (MIL, CIN, STL, BKN, PIT) 1984 (SD, LA, SF)
8	1898 (CIN, STL, WSH) 1908 (CHI, STL) 1950 (STL, CIN, PIT, NYG) 1968 (CHI, PIT, NYM) 2002 (MIL, STL, NYM) 2011 (CHI, COL, SF)

LOSING

23	1961
14	1883, 1927, 1936
13	1919 (twice), 1942, 1955
12	1897, 1904, 1922, 1928 (twice), 1944
11	1925, 1930, 1939, 1985, 1989, 1997, 1999
10	1897, 1903, 1910, 1924, 1928 (twice), 1931, 1939, 1945, 1948, 1956, 1961, 1964, 1970, 1972

CONSECUTIVE LOSSES – HOME

13	1883, 1944
12	1928, 1936
10	1904, 1972
9	1891, 1910, 1919, 1924, 1940, 1944, 1955

CONSECUTIVE LOSSES – ROAD

17	1961
15	1928
14	1942, 1996
13	1919, 1927, 1948, 1997
12	1922, 1928, 1933, 1999, 2015
11	1883, 1925, 1934 (twice), 1972, 2013
10	1897 (twice), 1904, 1928, 1929, 1931, 1939, 1942, 1956, 1971, 1975, 1990, 2018

MISCELLANEOUS CLUB RECORDS

Since 1900 ("Fewest" records do not include shortened seasons)

KEY: (ML) Major League record; (MLT) Major League record tied; (NL) Nat'l League record; (NLT) Nat'l League record tied

HIGHEST WON-LOST PERCENTAGE

Season—.630 in 2011 (102-60)

Lowest, season—.278 in 1942 (42-109)

MOST GAMES WON

Season—102 in 2011

Consecutive, season—13, 8/3-16/77; 7/30-8/12/1991

Fewest, season—42 in 1942

MOST GAMES LOST

Season—111 in 1941

Consecutive, season—23, 7/29-8/20/1961

Fewest, season—60 in 2011

MOST HOME GAMES

Season—84 in 2010

FEWEST HOME GAMES

Season—79 in 1940, 1977, 1987

HOME GAMES WON

Season—60 in 1977

Consecutive—16 in 1977 & 1991

Fewest, season—20 in 1923 (NL)

ROAD GAMES WON

Season—50 in 2011

Consecutive—13 in 1976 and 2023

Fewest, season—16 in 1930

INTERLEAGUE GAMES WON

Season—28 in 2023

Consecutive—12 in 2023

Fewest, season—4 in 2008

HOME GAMES LOST

Season—55 in 1923, 1940, 1945, 1961 (MLT)

Consecutive—12 in 1928

Fewest, season—21 in 1977

ROAD GAMES LOST

Season—62 in 1939

Consecutive—17 in 1961

Fewest, season—30 in 1913

LARGEST MARGIN OF VICTORY

Game—21 (22-1), 7/6/2009 vs CIN

LARGEST MARGIN OF DEFEAT

Game—22 (24-2), 5/13/1902 vs CIN; (28-6), 7/6/1929 vs STL

LARGEST DEFICIT TO OVERCOME IN VICTORY

Game—11, 4/17/1976 at CHI, 10 inn.; losing 12-1 & 13-2 (W 18-16)

LONGEST GAMES

Innings, opening game—14, 4/17/1923 at BKN (T 5-5); 3/31/1998 at NYM (L 1-0) (NLT)

Innings—21, 7/17/1918 at CHI (L 2-1)

Innings, at Vet—20, 5/4/1973 vs ATL (W 5-4); 7/7/1993 vs LAD (W 7-6)

Innings, at Citizens Bank Park—19, 5/25/2011 vs CIN (W 5-4)

Time, 9 innings—4:30, 7/6/2018 at PIT (NLT)

Time, extra innings—7:06, 8/24/2013 vs ARI (18 inn.)

SHORTEST GAME

Time—0:51, 9/28/1919 at NYG (gm 1) (L 6-1) (ML)

AWARDS



ALL-STAR SELECTIONS

1933	Dick Bartell, ss*	1961	Art Mahaffey, rhp	1982	Steve Carlton, lhp	2005	Bobby Abreu, of*
	Chuck Klein, of*	1962	Johnny Callison, of		Pete Rose, 1b*		Jimmy Rollins, ss
1935	Jimmy Wilson, c*		Art Mahaffey, rhp		Mike Schmidt, 3b*		Billy Wagner, lhp
1936	Pinky Whitney, 3b*	1963	Ray Culp, rhp		Manny Trillo, 2b*	2006	Tom Gordon, rhp
1937	Bucky Walters, rhp	1964	Jim Bunning, rhp	1983	Mike Schmidt, 3b*		Ryan Howard, 1b
1938	Herschel Martin, of		Johnny Callison, of	1984	Al Holland, lhp		Chase Utley, 2b*
1939	Morrie Arnovich, of		Chris Short, lhp		Juan Samuel, 2b	2007	Cole Hamels, lhp
1940	Kirby Higbe, rhp	1965	Dick Allen, 3b*		Mike Schmidt, 3b*		Aaron Rowand, of
	Pinky May, 3b		Johnny Callison, of	1985	Ozzie Virgil, c		Chase Utley, 2b*
	Hugh Mulcahy, rhp		Cookie Rojas, 2b		Glenn Wilson, of	2008	Brad Lidge, rhp
1941	Cy Blanton, rhp	1966	Dick Allen, 3b	1986	Shane Rawley, lhp		Chase Utley, 2b*
1942	Danny Litwhiler, of		Jim Bunning, rhp		Mike Schmidt, 3b*	2009	Ryan Howard, 1b
1943	Babe Dahlgren, 1b	1967	Dick Allen, 3b*	1987	Steve Bedrosian, rhp		Raúl Ibañez, of*
1944	Ken Raffensberger, lhp		Chris Short, lhp		Juan Samuel, 2b		Chase Utley, 2b*
1946	Del Ennis, of	1968	Woodie Fryman, lhp		Mike Schmidt, 3b*		Shane Victorino, of#
	Frank McCormick, 1b	1969	Grant Jackson, lhp	1988	Kevin Gross, rhp		Jayson Werth, of
	Emil Verban, 2b	1970	Joe Hoerner, lhp		Lance Parrish, c	2010	Roy Halladay, rhp
1947	Schoolboy Rowe, rhp	1971	Rick Wise, rhp	1989	Von Hayes, of		Ryan Howard, dh*
	Emil Verban, 2b*	1972	Steve Carlton, lhp		Mike Schmidt, 3b^		Chase Utley, 2b†
	Harry Walker, of*	1973	Wayne Twitchell, rhp	1990	Lenny Dykstra, of*	2011	Roy Halladay, rhp*
1948	Richie Ashburn, of*	1974	Larry Bowa, ss*	1991	John Kruk, 1b		Cole Hamels, lhp
1949	Andy Seminick, c*		Steve Carlton, lhp	1992	Darren Daulton, c		Cliff Lee, lhp
	Eddie Waitkus, 1b		Dave Cash, 2b		John Kruk, 1b		Placido Polanco, 3bt
1950	Willie Jones, 3b*		Mike Schmidt, 3b	1993	Darren Daulton, c*		Shane Victorino, of
	Jim Konstanty, rhp	1975	Larry Bowa, ss		Dave Hollins, 3b	2012	Cole Hamels, lhp
	Robin Roberts, rhp*		Dave Cash, 2b		John Kruk, 1b*		Jonathan Papelbon, rhp
	Dick Sisler, of		Greg Luzinski, of		Terry Mulholland, lhp*		Carlos Ruiz, c
1951	Richie Ashburn, of*		Tug McGraw, lhp	1994	Mariano Duncan, 2b*	2013	Domonic Brown, of
	Del Ennis, of*	1976	Bob Boone, c		Lenny Dykstra, of*†		Cliff Lee, lhp
	Willie Jones, 3b		Larry Bowa, ss		Danny Jackson, lhp	2014	Chase Utley, 2b*
	Robin Roberts, rhp*		Dave Cash, 2b		Doug Jones, rhp	2015	Jonathan Papelbon, rhp
1952	Granny Hamner, ss*		Greg Luzinski, of*	1995	Darren Daulton, c	2016	Odúbel Herrera, of
	Robin Roberts, rhp		Mike Schmidt, 3b		Lenny Dykstra, of*	2017	Pat Neshek, rhp
	Curt Simmons, lhp*	1977	Steve Carlton, lhp		Tyler Green, rhp	2018	Aaron Nola, rhp
1953	Richie Ashburn, of		Greg Luzinski, of*		Mickey Morandini, 2b	2019	J.T. Realmuto, c
	Granny Hamner, ss		Mike Schmidt, 3b		Heathcliff Slocumb, rhp	2020	ASG not played
	Robin Roberts, rhp*	1978	Bob Boone, c	1996	Ricky Bottalico, rhp	2021	J.T. Realmuto, c#
	Curt Simmons, lhp		Larry Bowa, ss*	1997	Curt Schilling, rhp		Zack Wheeler, rhp
1954	Smoky Burgess, c		Greg Luzinski, of*	1998	Curt Schilling, rhp	2022	Bryce Harper, dht
	Granny Hamner, 2b*	1979	Bob Boone, c#	1999	Paul Byrd, rhp		Kyle Schwarber, of
	Robin Roberts, rhp*		Larry Bowa, ss*		Mike Lieberthal, c	2023	Nick Castellanos, of
1955	Del Ennis, of*		Steve Carlton, lhp*		Curt Schilling, rhp*		Craig Kimbrel, rhp
	Stan Lopata, c		Pete Rose, 1b	2000	Mike Lieberthal, c		
	Robin Roberts, rhp*		Mike Schmidt, 3b*	2001	Jimmy Rollins, ss		
1956	Stan Lopata, c	1980	Steve Carlton, lhp	2002	Vicente Padilla, rhp		
	Robin Roberts, rhp		Pete Rose, 1b		Scott Rolen, 3b*		
1957	Jack Sanford, rhp		Mike Schmidt, 3b*†		Jimmy Rollins, ss*		
	Curt Simmons, lhp*	1981	Steve Carlton, lhp	2003	Randy Wolf, lhp		
1958	Richie Ashburn, of		Pete Rose, 1b*	2004	Bobby Abreu, of		
	Dick Farrell, rhp		Dick Ruthven, rhp		Jim Thome, 1b		
1959	Gene Conley, rhp		Mike Schmidt, 3b*				
1960	Tony Taylor, 2b		Manny Trillo, 2b				

* Starter
 ^ Elected starter but did not play because of retirement
 # Started because of injury to elected starter
 † Couldn't start because of injury

July 13, 1943, Shibe Park

NL	3	10	3
AL	5	8	1

Bobby Doerr's three-run homer in the second inning propelled the AL All-Stars to their third straight victory before 31,938. Vince DiMaggio led the NL with a single, triple and home run. It was the first ASG played entirely under the lights. Winner: Dutch Leonard; Loser: Mort Cooper. Game was shortwaved to American servicemen throughout the world.

July 8, 1952, Shibe Park

AL	2	5	0
NL	3	3	0

Only game in ASG history not to go nine innings as rain halted play after five innings. Jackie Robinson hit a solo homer in the first and Hank Sauer hit a two-run homer onto the LF roof in the fourth for all the NL runs. Two Philadelphia pitchers played in the game: Curt Simmons (Phillies) started for the NL and Bobby Shantz (A's) pitched the fifth for the AL, fanning Whitey Lockman, Robinson and Stan Musial to the delight of 32,785 fans. Winner: Bob Rush; Loser: Bob Lemon. Game was broadcast on Mutual Radio System and on NBC TV.

MISCELLANEOUS ALL-STAR INFORMATION

MOST SELECTIONS

Pitchers

Robin Roberts, 7 times
Steve Carlton, 7 times

Hitters

Mike Schmidt, 12 times

ROOKIES

Del Ennis, of, 1946
Richie Ashburn, of, 1948
Jack Sanford, rhp, 1957
Ray Culp, rhp, 1963
Juan Samuel, 2b, 1984
Tyler Green, rhp, 1995
Jimmy Rollins, ss, 2001

PHILLIES STARTERS

(Position by Position)

"Firsts"

C Jimmy Wilson, 1935
1B Pete Rose, 1981
2B Emil Verban, 1947
SS Dick Bartell, 1933
3B Pinky Whitney, 1936
LF Del Ennis, 1955
CF Harry Walker, 1947
RF Chuck Klein, 1933
P Robin Roberts, 1950
DH Ryan Howard, 2010

"Lasts"

J.T. Realmuto, 2021
John Kruk, 1993
Chase Utley, 2014
Jimmy Rollins, 2002
Scott Rolen, 2002
Raúl Ibáñez, 2009
Shane Victorino, 2009
Bobby Abreu, 2005
Roy Halladay, 2011
Ryan Howard, 2010

WINNING PITCHERS

Ken Raffensberger, lhp	7-1	7/11/1944	Forbes Field
Doug Jones, rhp	8-7	7/12/1994	Three Rivers Stadium
Heathcliff Slocumb, rhp	3-2	7/11/1995	The Ballpark in Arlington

MANAGERS

Eddie Sawyer	7/10/1951	Briggs Stadium	W, 8-3
Gene Mauch	7/13/1965	Metropolitan Stadium	W, 6-5
Dallas Green	8/9/1981	Municipal Stadium	W, 5-4
Paul Owens	7/10/1984	Candlestick Park	W, 3-1
Jim Fregosi	7/12/1994	Three Rivers Stadium	W, 8-7 (10)
Charlie Manuel	7/14/2009	Busch Stadium	L, 4-3
Charlie Manuel	7/13/2010	Angel Stadium	W, 3-1
Rob Thomson	7/11/2023	T-Mobile Park	W, 3-2

HOME RUNS

Johnny Callison, rf	7/7/64	Shea Stadium
Dick Allen, 3b	7/11/67	Anaheim Stadium
Greg Luzinski, lf	7/19/77	Yankee Stadium
Mike Schmidt, 3b	8/9/81	Municipal Stadium
J.T. Realmuto, c	7/13/21	Coors Field

PHILLIES FIRSTS

Hitters

At-Bat
Run
Hit
Double
Triple
Home Run
RBI
Stolen Base
Error

Chuck Klein, 7/6/1933
Richie Ashburn, 7/13/1948
Chuck Klein, 7/6/1933
Jimmy Wilson, 7/8/1935
Mike Schmidt, 7/17/1979
Johnny Callison, 7/7/1964
Pinky Whitney, 7/7/1936
Richie Ashburn, 7/13/1948
Andy Seminick, 7/12/1949

Pitchers

Game
Win
Loss
Hit
Run
Walk
Strikeout
Save

Bucky Walters, 7/7/1937
Ken Raffensberger, 7/11/1944
Curt Simmons, 7/9/1957
Bucky Walters, 7/7/1937
Robin Roberts, 7/11/1950
Robin Roberts, 7/11/1950
Ken Raffensberger, 7/11/1944
Craig Kimbrel, 7/11/2023

MVP

Johnny Callison, rf
7/7/64, Shea Stadium

Hit a 3-run HR in the bottom of the ninth off Dick Radatz to give the NL a 7-4 win

HR DERBY PARTICIPANTS

2004	Jim Thome
2005	Bobby Abreu*
2006	Ryan Howard*
2007	Ryan Howard
2008	Chase Utley
2009	Ryan Howard
2018	Rhys Hoskins
2022	Kyle Schwarber

* Winner

July 13, 1976, Veterans Stadium

AL	1	5	0
NL	7	10	0

ASG MVP George Foster hit a two-run homer to lead the NL to its fifth win in a row. Third-largest crowd (63,974) in ASG history included President Gerald Ford. Five Cincinnati Reds were in the starting lineup. For the first time in Phillies history, they had five players in the game: Greg Luzinski (starter in LF), Dave Cash (2b), Larry Bowa (ss), Bob Boone (c) and Mike Schmidt (3b). Winner: Randy Jones; Loser: Mark Fidrych. An estimated 60 million fans watched the game on ABC TV.

July 9, 1996, Veterans Stadium

AL	0	7	0
NL	6	12	1

NL defeated AL for third straight year with a 6-0 shutout, behind MVP and Norristown native Mike Piazza's monster home run to the left field upper deck and RBI double in the second and third innings, respectively. Biggest ovation from the crowd of 62,670 went to Ozzie Smith, playing in his 15th and final All-Star Game. Winner: John Smoltz; Loser: Charles Nagy. Game was broadcast on NBC TV and CBS Radio.

AWARD WINNERS

NL MOST VALUABLE PLAYER

Chuck Klein (1931)
Chuck Klein (1932)

The Sporting News
Baseball Writers'
Association of America,
TSN
BBWAA
BBWAA
BBWAA
BBWAA
BBWAA

Jim Konstanty (1950)
Mike Schmidt (1980, 1981, 1986)
Ryan Howard (2006)
Jimmy Rollins (2007)
Bryce Harper (2021)

NL CY YOUNG AWARD (BBWAA)

Steve Carlton (1972, 1977, 1980, 1982)
John Denny (1983)
Steve Bedrosian (1987)
Roy Halladay (2010)

NL ROOKIE OF THE YEAR

Jack Sanford, p (1957) BBWAA
Ed Bouchee, 1b (1957) *TSN*
Dick Allen, 3b (1964) BBWAA, *TSN*
Lonnie Smith, of (1980) *TSN*
Juan Samuel, 2b (1984) *TSN*
Scott Rolen, 3b (1997) BBWAA, Players Choice
Ryan Howard, 1b (2005) BBWAA
J.A. Happ, lhp (2009) *TSN*, Players Choice

ML ROOKIE OF THE YEAR (TSN)

Del Ennis, of (1946)
Richie Ashburn, of (1948)

NL ROOKIE PITCHER OF THE YEAR (TSN)

Jack Sanford (1957)
Ray Culp (1963)

NL MANAGER OF THE YEAR

Eddie Sawyer (1950) AP, UPI
Gene Mauch (1962) AP, UPI
Gene Mauch (1964) AP
Danny Ozark (1976) AP
Jim Fregosi (1993) AP
Larry Bowa (2001) BBWAA, *TSN*, *ESPN the Magazine*, *USA TODAY*, *Baseball Weekly*

ML MANAGER OF THE YEAR (TSN)

Danny Ozark (1976)

ML EXECUTIVE OF THE YEAR (TSN)

Bob Carpenter (1949)
Lee Thomas (1993)

ML PLAYER OF THE YEAR

Robin Roberts, p (1952) *TSN*
Ryan Howard, 1b (2006) *TSN*
Roy Halladay, rhp (2010) *Baseball America*

NL PLAYER OF THE YEAR

Jim Konstanty (1950) UPI
Mike Schmidt (1980, 1986) *TSN*

NL PITCHER OF THE YEAR

Jim Konstanty (1950) *TSN*
Robin Roberts (1952, 1955) *TSN*
Steve Carlton (1972, 1977, 1980, 1982) *TSN*
John Denny (1983) *TSN*
Steve Bedrosian (1987) *Baseball America*

NL OUTSTANDING PLAYER (PLAYERS CHOICE)

Bryce Harper (2021)

NL OUTSTANDING PITCHER (PLAYERS CHOICE)

Roy Halladay (2010)

MARVIN MILLER MAN OF THE YEAR (PLAYERS CHOICE)

Jim Thome (2004)

NL HANK AARON AWARD

Ryan Howard (2006)
Bryce Harper (2021)

NL COMEBACK PLAYER OF THE YEAR

Eddie Waitkus (1950) AP
Robin Roberts (1958) AP
Jim Bunning (1964) AP
John Denny (1983) *TSN*, UPI
Mike Lieberthal (2002) *TSN*, Players Choice
Brad Lidge (2008) MLB

MALE ATHLETE OF THE YEAR (AP)

Jim Konstanty (1950)

PRO ATHLETE OF THE YEAR (TSN)

Roy Halladay (2010)

NL FIREMAN OF THE YEAR (TSN)

Al Holland (1983)
Steve Bedrosian (1987)

NL ROLAIDS RELIEF MAN

Al Holland (1983)
Steve Bedrosian (1987)
Brad Lidge (2008)

DHL DELIVERY MAN OF THE YEAR

Brad Lidge (2008)

PEPSI CLUTCH PERFORMER OF THE YEAR

Roy Halladay (2010)

BABE RUTH AWARD (NY BBWAA)

Tug McGraw (1980)
Cole Hamels (2008)

MOST VALUABLE PLAYER, ALL-STAR GAME (MLB)

Johnny Callison (1964)

MOST VALUABLE PLAYER, NATIONAL LEAGUE CHAMPIONSHIP SERIES

Manny Trillo (1980)
Gary Matthews (1983)
Curt Schilling (1993)
Cole Hamels (2008)
Ryan Howard (2009)
Bryce Harper (2022)

MOST VALUABLE PLAYER, WORLD SERIES

Mike Schmidt (1980) MLB, *SPORT Magazine*
Cole Hamels (2008) MLB

AWARD WINNERS

NL PLAYER, PITCHER, RELIEVER & ROOKIE OF THE MONTH

Player of the Month

June 1973	Greg Luzinski
April 1976	Mike Schmidt
July 1977	Greg Luzinski
July 1979	Mike Schmidt
September 1979	Pete Rose
May 1980	Mike Schmidt
August 1981	Mike Schmidt
September 1981	Gary Matthews
July 1982	Mike Schmidt
April 1989	Von Hayes
May 1994	Lenny Dykstra
September 2003	Jim Thome
June 2004	Jim Thome
May 2005	Bobby Abreu
July 2006	Chase Utley
August 2006	Ryan Howard
September 2006	Ryan Howard
April 2008	Chase Utley
September 2008	Ryan Howard
August 2009	Ryan Howard
May 2013	Domonic Brown
June 2022	Kyle Schwarber

Pitcher of the Month

June 1964	Jim Bunning
September 1977	Larry Christenson
May 1980	Steve Carlton
September 1980	Marty Bystrom
May 1982	Dick Ruthven
September 1983	John Denny
August 1985	Shane Rawley
May 1987	Steve Bedrosian
August 1991	Mitch Williams
May 1993	Tommy Greene
June 1994	Bobby Munoz
May 1995	Heathcliff Slocumb
August 1995	Sid Fernandez
May 1999	Curt Schilling
July 2010	Roy Halladay
June 2011	Cliff Lee
August 2011	Cliff Lee
May 2022	Zack Wheeler

Reliever of the Month

August 2018	Héctor Neris
June 2023	Craig Kimbrel

Rookie of the Month

September 2005	Ryan Howard
June 2015	Maikel Franco
August 2017	Rhys Hoskins

NL PLAYER/PITCHER OF THE WEEK

1973	Wayne Twitchell	1994	Danny Jackson
1974	Dave Cash		Lenny Dykstra
	Larry Bowa	1998	Paul Byrd
1976	Mike Schmidt	1999	Mike Lieberthal
	Dave Cash	2001	Bobby Abreu
	Jay Johnstone		Scott Rolan
1977	Greg Luzinski (twice)		Jose Mesa
	Steve Carlton	2003	Kevin Millwood
1978	Larry Christenson		Jim Thome
	Garry Maddox	2004	Jim Thome
1979	Steve Carlton		Bobby Abreu
	Bob Boone	2005	Pat Burrell (twice)
	Pete Rose (twice)		Bobby Abreu
1980	Steve Carlton		Chase Utley
	Pete Rose		Jimmy Rollins
	Bake McBride	2006	Chase Utley (twice)
	Mike Schmidt		Ryan Howard
1982	Gary Matthews	2007	Ryan Howard (twice)
1983	Joe Morgan		Jimmy Rollins
1984	Mike Schmidt		Chase Utley
	Von Hayes	2008	Chase Utley
1985	Juan Samuel	2009	Ryan Howard (twice)
1986	Von Hayes (3 times)		Raúl Ibañez
	Mike Schmidt		Jayson Werth
	Kent Tekulve	2010	Roy Halladay (twice)
1987	Mike Schmidt		Ryan Howard
	Steve Bedrosian		Jayson Werth
	Von Hayes	2011	Raúl Ibañez
1990	Lenny Dykstra	2012	Cole Hamels
	Terry Mulholland	2013	Domonic Brown (twice)
1991	Tommy Greene	2014	Carlos Ruiz
	Wes Chamberlain	2015	Cole Hamels
	Mitch Williams	2019	Jay Bruce
	John Kruk	2022	Bryce Harper
1992	Dave Hollins		Rhys Hoskins
	John Kruk	2023	Trea Turner
	Tommy Greene		Michael Lorenzen
1993	John Kruk		
	Tommy Greene		

PEPSI CLUTCH PERFORMER OF THE MONTH

September 2008

Ryan Howard

MLB DELIVERY MAN OF THE MONTH

April 2012

Jonathan Papelbon

SILVER SLUGGER AWARD WINNERS

1980	Manny Trillo, 2b	1983	Mike Schmidt, 3b	2004	Bobby Abreu, of	2009	Chase Utley, 2b
	Mike Schmidt, 3b	1984	Mike Schmidt, 3b	2006	Ryan Howard, 1b	2019	J.T. Realmuto, c
1981	Pete Rose, 1b	1986	Mike Schmidt, 3b		Chase Utley, 2b	2021	Bryce Harper, of
	Manny Trillo, 2b	1987	Juan Samuel, 2b	2007	Jimmy Rollins, ss	2022	J.T. Realmuto, c
	Mike Schmidt, 3b	1992	Darren Daulton, c		Chase Utley, 2b		Kyle Schwarber, of
1982	Mike Schmidt, 3b	1993	Lenny Dykstra, of	2008	Chase Utley, 2b	2023	Bryce Harper, dh

AWARDS

RAWLINGS GOLD GLOVE AWARD® WINNERS

1963	Bobby Wine, ss	1978	Garry Maddox, of	1982	Garry Maddox, of	2008	Jimmy Rollins, ss
1964	Bobby Shantz, p		Mike Schmidt, 3b		Mike Schmidt, 3b		Shane Victorino, of
	Ruben Amaro, ss		Larry Bowa, ss		Manny Trillo, 2b	2009	Jimmy Rollins, ss
1966	Bill White, 1b		Bob Boone, c	1983	Mike Schmidt, 3b		Shane Victorino, of
1972	Larry Bowa, ss	1979	Garry Maddox, of	1984	Mike Schmidt, 3b	2010	Shane Victorino, of
1975	Garry Maddox, of		Mike Schmidt, 3b	1986	Mike Schmidt, 3b	2011	Placido Polanco, 3b
1976	Garry Maddox, of		Bob Boone, c	1998	Scott Rolen, 3b	2012	Jimmy Rollins, ss
	Mike Schmidt, 3b		Manny Trillo, 2b	1999	Mike Lieberthal, c	2019	J.T. Realmuto, c
	Jim Kaat, p	1980	Garry Maddox, of	2000	Scott Rolen, 3b	2022	J.T. Realmuto, c
1977	Garry Maddox, of		Mike Schmidt, 3b	2001	Scott Rolen, 3b	2023	Zack Wheeler, rhp
	Mike Schmidt, 3b	1981	Garry Maddox, of	2005	Bobby Abreu, of		
	Jim Kaat, p		Mike Schmidt, 3b	2007	Jimmy Rollins, ss		
			Manny Trillo, 2b		Aaron Rowand, of		
			Steve Carlton, p				

ALL-MLB TEAM

2019	J.T. Realmuto, c, first team
2020	J.T. Realmuto, c, second team
2021	Bryce Harper, of, first team
	Zack Wheeler, rhp, second team
2022	J.T. Realmuto, c, first team
	Aaron Nola, rhp, second team
	Kyle Schwarber, of, second team

FIELDING BIBLE AWARD

Given annually since 2006 to the best defensive player at each fielding position based on statistical analysis

2008	Jimmy Rollins, ss
2010	Chase Utley, 2b
2022	Ranger Suárez, p



CENTENNIAL TEAM

In 1983 the Phillies conducted balloting for the Greatest Phillies Team and Greatest Player Ever. Mike Schmidt collected 19,767 votes to be named Greatest Phillies Player.

Bob Boone (c)	Del Ennis (of)
Pete Rose (1b)	Robin Roberts (starting rhp)
Manny Trillo (2b)	Steve Carlton (starting lhp)
Mike Schmidt (3b)	Jim Konstanty (rh reliever)
Larry Bowa (ss)	Tug McGraw (lh reliever)
Richie Ashburn (of)	Dallas Green (manager)
Garry Maddox (of)	

ALL-VET TEAM

To commemorate the 33rd and final season of Veterans Stadium, the Phillies asked fans to select the All-Vet Team through online voting. Results were announced on September 27, 2003, prior to the second-to-last game in Vet history.



Darren Daulton (c)	Garry Maddox (cf)
John Kruk (1b)	Bobby Abreu (rf)
Juan Samuel (2b)	Steve Carlton (starting lhp)
Mike Schmidt (3b)	Curt Schilling (starting rhp)
Larry Bowa (ss)	Tug McGraw (relief pitcher)
Greg Luzinski (lf)	Dallas Green (manager)

ROBERTO CLEMENTE AWARD

Since 1971, Major League Baseball has annually presented an award that recognizes a player who best exemplifies the game of baseball through sportsmanship, community involvement and positive contributions to his team.

In 1973, following the tragic death of Roberto Clemente, the award was named to honor the man whose spirit and goodwill will always be remembered. The 12-time All-Star and Hall of Famer was killed in a plane crash in 1972 delivering food and medical supplies to earthquake victims of Nicaragua. The award recognizes those individuals who truly understand the value of helping others.

A panel of baseball dignitaries, including Commissioner Rob Manfred and until 2019 the late Vera Clemente, annually selects the winner from a list of 30 candidates, one from each Major League Baseball Club. Winners from each club are announced in September during Roberto Clemente Day. The winner of the national Roberto Clemente Award is announced during a pre-game ceremony at the World Series. **Greg Luzinski** received the award in 1978, **Garry Maddox** in 1986, and **Jimmy Rollins** shared the honor in 2014 with Paul Konerko. Other past winners include Jamie Moyer, Jim Thome, Curt Schilling, Al Leiter, Tony Gwynn, Willie Mays, Ozzie Smith, Cal Ripken Jr. and Andrew McCutchen.

AWARDS



PAUL OWENS AWARD

Since 1986 the Phillies have honored the top player and pitcher in their minor league system. The award is named in honor of Paul Owens, who passed away in December 2003 after spending 48 years in the Phillies organization as a scout, farm director, general manager, manager and senior advisor.

Year	Player	Pitcher	Year	Player	Pitcher
1986	Ron Jones (of)	Marvin Freeman (rhp)	2005	Chris Roberson (of)	Robinson Tejeda (rhp)
1987	Ricky Jordan (1b)	Todd Frohwirth (rhp)	2006	Michael Bourn (of)	Carlos Carrasco (rhp)
1988	Jim Vatcher (of)	Andy Carter (lhp)	2007	Quintin Berry (of)	Mike Zagurski (lhp)
1989	Mickey Morandini (2b)	Jason Grimsley (rhp)	2008	Lou Marson (c)	J.A. Happ (lhp)
1990	Jeff Grotewold (c)	Andy Ashby (rhp)	2009	Michael Taylor (of)	Kyle Drabek (rhp)
1991	Kim Batiste (ss)	Toby Borland (rhp)	2010	Domonic Brown (of)	Scott Mathieson (rhp)
1992	Mike Lieberthal (c)	Paul Fletcher (rhp)	2011	Freddy Galvis (ss)	Trevor May (rhp)
1993	Phil Geisler (of)	Ricky Bottalico (rhp)	2012	Darin Ruf (of/1b)	Tyler Cloyd (rhp)
1994	Gene Schall (1b)	Ron Blazier (rhp)	2013	Maikel Franco (3b)	Severino Gonzalez (rhp)
1995	Dave Doster (2b)	Rich Hunter (rhp)	2014	J.P. Crawford (ss)	Luis Garcia (rhp)
	Wendell Magee (of)		2015	Andrew Knapp (c)	Ricardo Pinto (rhp)
1996	Scott Rolen (3b)	Matt Beech (lhp)	2016	Dylan Cozens (of)	Ben Lively (rhp)
1997	Jeff Key (of)	Ryan Brannan (rhp)		Rhys Hoskins (1b)	
	Jimmy Rollins (ss)		2017	Scott Kingery (2b)	Tom Eshelman (rhp)
1998	Marlon Anderson (2b)	Carlton Loewer (rhp)	2018	Austin Listi (1b/of)	David Parkinson (lhp)
1999	Pat Burrell (of/1b)	Adam Eaton (rhp)	2019	Alec Bohm (3b)	Ethan Lindow (lhp)
2000	Marlon Byrd (of)	Brandon Duckworth (rhp)	2020	Awards not given	
2001	Marlon Byrd (of)	Brandon Duckworth (rhp)	2021	Bryson Stott (ss)	Jean Cabrera (rhp)
2002	Chase Utley (3b)	Ryan Madson (rhp)	2022	Darick Hall (1b)	Andrew Painter (rhp)
2003	Ryan Howard (1b)	Cole Hamels (lhp)	2023	Johan Rojas (of)	Orion Kerkering (rhp)
2004	Ryan Howard (1b)	Scott Mitchinson (rhp)			

AWARDS

BILL GILES AND LARRY ROJAS AWARDS



Bill Giles

Two awards were established in 1999 to honor minor league players who share the same attributes as the awards' namesakes: a love and respect for the game of baseball, an outstanding work ethic and pride in being a member of the Phillies organization.

Bill Giles climbed the baseball ladder from the minors to the majors, working in numerous executive capacities with the Astros and Phillies until getting a group together to purchase the Phillies in 1981. He was president and general partner until 1997 when he became chairman and then was named chairman emeritus in 2015.

Larry Rojas was born in Cuba and played minor league baseball in the Phillies organization. He also served as a minor league coach and manager, spring training coordinator, scout and liaison for the Hispanic players in the system before his death in 2007.



Larry Rojas

Bill Giles Award Winners

1999	Gary Burnham	2012	Tim Kennelly
2000	Marlon Byrd	2013	Jesse Biddle
2001	Nate Espy	2014	Justin Parr
2002	Taylor Buchholz	2015	Andrew Knapp
2003	Ryan Howard	2016	Roman Quinn
2004	Jake Blalock	2017	Cole Stobbe
2005	Michael Bourn	2018	Adam Haseley
2006	Cooper Osteen	2019	Jimmy Smith
2007	Dominic Brown	2020	Award not given
2008	Jason Donald	2021	Logan O'Hoppe
2009	Vance Worley	2022	Ethan Wilson
2010	Jarred Cosart	2023	Tommy McCollum
2011	Troy Hanzawa		

Larry Rojas Award Winners

1999	Alejandro Fajardo	2012	Maikel Franco
2000	Anderson Machado	2013	Edgar Duran
2001	Juan Richardson	2014	Gabriel Lino
2002	Elizardo Ramirez	2015	Grenny Cumana
2003	Edgar Cruz	2016	Angelo Mora
2004	Kelvin Pichardo	2017	Sixto Sánchez
2005	Carlos Carrasco	2018	Simón Muzziotti
2006	Fidel Hernandez	2019	Rafael Marchán
2007	Jesus Sanchez	2020	Award not given
2008	Freddy Galvis	2021	Johan Rojas
2009	Arlon Quiroz	2022	Oswald Medina
2010	Sebastian Valle	2023	Carlos De La Cruz
2011	Francisco Diaz		

AWARDS

JOHN VUKOVICH AWARD



Started in 2007, the John Vukovich Award is presented annually to an instructor in the Phillies organization who embodies the characteristics of the award's namesake: loyalty, dedication, competitiveness, knowledge, honesty and a terrific work ethic.

"Vuk" took great pride in wearing a baseball uniform and playing the game the right way. His dedication to the game and the Phillies was endless.

He spent 30 of his 41 years in baseball as a member of the Phillies organization. With 17 years on the coaching staff, he is the longest tenured coach in team history and one of the most respected persons to ever wear a Phillies uniform.

- 2007** Ramon Henderson, major league bullpen coach
- 2008** Bill Dancy, minor league field coordinator
- 2009** Roly deArmas, minor league manager
- 2010** Mike Compton, minor league field coordinator
- 2011** Greg Legg, minor league coach
- 2012** Carlos Arroyo, rehab pitching coach
- 2013** Manny Amador, minor league manager
- 2014** Sal Rende, minor league hitting coach
- 2015** Steve Schrenk, minor league pitching coach
- 2016** Larry Bowa, major league bench coach
- 2017** Doug Mansolino, minor league field coordinator
- 2018** Rafael DeLima, minor league hitting coach
- 2019** Ernie Whitt, minor league catching coordinator
- 2020** Award not given
- 2021** Orlando Muñoz, minor league manager
- 2022** Marty Malloy, minor league manager
- 2023** Lester Straker, minor league pitching coach

DALLAS GREEN AWARD



To honor the accomplishments of Dallas Green, a longtime fixture in the Phillies organization, the club established the Dallas Green Scout of the Year Award in 2011. This annual award is presented to the amateur or professional scout who best exemplifies the Phillies' standard for scouting while demonstrating the same loyalty, work ethic, dedication and passion as the award's namesake. It also recognizes the scout's ability to judge not only a player's talent, but also his character and heart.

Over his distinguished career, which encompassed 62 years in baseball, including 46 with the Phillies, Green served in almost every capacity in the game, including player, scout, manager, general manager, senior advisor and club executive.

- 2011** Dick Lawlor
- 2012** Bill Harper
- 2013** Eddie Bockman
- 2014** Gordon Lakey
- 2015** Sal Agostinelli
- 2016** Roy Tanner
- 2017** Joey Davis
- 2018** Jesús Méndez
- 2019** Mike Stauffer
- 2020** Award not given
- 2021** Darrell Conner
- 2022** Zach Friedman
- 2023** Dean Albany

RICHIE ASHBURN & DAVID MONTGOMERY SPECIAL ACHIEVEMENT AWARD



Richie Ashburn

Established in 1998 in honor of the memory of Richie Ashburn, who spent nearly 50 years with the Phillies, the award is given annually to a member of the Phillies organization who has demonstrated the same loyalty, dedication and passion for the game as the award's namesake. In 2018, the award was renamed the Richie Ashburn & David Montgomery Special Achievement Award. Montgomery, who passed away in May 2019, embodied the spirit of the award over his accomplished 49-year Phillies career.



David Montgomery

- 1998** Pete Cera, assistant major league clubhouse manager
- 1999** Paul Owens, senior advisor to the general manager
- 2000** Ray Krise, former ticket manager
- 2001** Eddie Ferez, former traveling secretary
- 2002** Maje McDonnell, community relations representative
- 2003** Larry Shenk, vice president, public relations
- 2004** Christine Long, director, entertainment
- 2005** Mike DiMuzio, director, ballpark operations
- 2006** Kathy Killian, director, group sales
- 2007** Kurt Funk, director, events
- 2008** Richard Deats, vice president, Phillies Enterprises
- 2009** "Video" Dan Stephenson, manager, video production
- 2010** Dan Goroff, director, ticket department
- 2011** Jerry Clothier, senior vice president, business and finance
- 2012** Rob Holiday, assistant director, scouting
- 2013** Bettyanne Robb, administrator
- 2014** Chris Wheeler, club ambassador
- 2015** James Rodriguez, ballpark operations
- 2016** Michael Stiles, executive vice president, chief operating officer
- 2017** Chris Pohl, director, ticket technology and development
- 2018** Lee McDaniel, director, minor league operations
- 2019** Dickie Noles, employee assistance professional
- 2020** Tom Burgoyne, Phillie Phanatic
- 2021** Christine Negley, director, publications
- 2022** Adele MacDonald, manager, executive office
- 2023** Joanne Hudson, manager, group suites & hospitality services

WALL OF FAME



The tradition of honoring alumni of both the Phillies and the Philadelphia Athletics began in 1978 at Veterans Stadium in a 200 Level display originally called the Philadelphia Baseball Hall of Fame. Former Phillies continue to be honored at Citizens Bank Park in the Wall of Fame display located in the Left Field Plaza behind the scoreboard building. Toyota is the sponsor of the Wall of Fame.

Phillies executives, players, managers and coaches with four or more years of service are eligible.

With rare exception, all candidates must be retired for three years before they can be eligible for the ballot. Consideration is given to longevity, ability, character, and contributions to the Phillies and baseball, plus special achievements.

ENSHRINED PHILLIES

Robin Roberts (1978)	Sherry Magee (2003)
Richie Ashburn (1979)	Billy Hamilton (2004)
Chuck Klein (1980)	Bob Boone (2005)
Grover Alexander (1981)	Dallas Green (2006)
Del Ennis (1982)	John Vukovich (2007)
Jim Bunning (1984)	Juan Samuel (2008)
Ed Delahanty (1985)	Harry Kalas (2009)
Cy Williams (1986)	Darren Daulton (2010)
Granny Hamner (1987)	John Kruk (2011)
Paul Owens (1988)	Mike Lieberthal (2012)
Steve Carlton (1989)	Curt Schilling (2013)
Mike Schmidt (1990)	Charlie Manuel (2014)
Larry Bowa (1991)	Pat Burrell (2015)
Chris Short (1992)	Jim Thome (2016)
Curt Simmons (1993)	Pat Gillick (2018)
Dick Allen (1994)	Roy Halladay (2018)
Willie Jones (1995)	Bobby Abreu (2019)
Sam Thompson (1996)	Manny Trillo (2020)
Johnny Callison (1997)	Bake McBride (2022)
Greg Luzinski (1998)	Ron Reed (2022)
Tug McGraw (1999)	Ruly Carpenter (2023)
Gavvy Cravath (2000)	John Quinn (2023)
Garry Maddox (2001)	Scott Rolen (2023)
Tony Taylor (2002)	



REMEMBERING THE A'S

From 1978 through the final year of the Vet, 2003, members of the A's were also selected yearly. The A's were a member of the American League in Philadelphia from 1901 through the 1954 season when the franchise was moved to Kansas City.

A total of 25 former A's were part of the Philadelphia Baseball Hall of Fame, starting with Connie Mack, their longtime manager/owner who was inducted posthumously in 1978.

A large statue of Connie Mack once stood at Connie Mack Stadium on the south side of Lehigh Avenue. During the 1971 inaugural season at Veterans Stadium, the Phillies relocated the statue to the corner of Broad Street and Pattison Avenue. The Phillies moved it again during the final construction stages of Citizens Bank Park in March of 2004.

Mack's statue is located on the west side of Citizens Bank Way. Names of the 25 A's players who were honored at the Vet's Hall of Fame display have been added to Mack's statue so that fans will forever remember the A's.

Connie Mack (1978)	Eddie Plank (1985)	Chief Bender (1991)	Ferris Fain (1997)
Jimmie Foxx (1979)	Rube Waddell (1986)	Jack Coombs (1992)	Bing Miller (1998)
Lefty Grove (1980)	Eddie Collins (1987)	Frank Baker (1993)	Sam Chapman (1999)
Al Simmons (1981)	Wally Moses (1988)	Bobby Shantz (1994)	George Earnshaw (2000)
Mickey Cochrane (1982)	Bob Johnson (1989)	Eddie Joost (1995)	Gus Zernial (2001)
Jimmy Dykes (1984)	Elmer Valo (1990)	Ed Rommel (1996)	Rube Walberg (2002)
			Rube Oldring (2003)

NATIONAL BASEBALL HALL OF FAMERS

Players	Years with Phillies	In HOF	Pitchers	Years with Phillies	In HOF
Sparky Anderson	1959	2000	Grover Alexander	1911-17	1938
Richie Ashburn	1948-59	1995	Chief Bender	1916-17	1953
Dave Bancroft	1915-20	1971	Jim Bunning	1964-67; 1970-71	1996
Dan Brouthers	1896	1945	Steve Carlton	1972-86	1994
Roger Connor	1892	1976	Roy Halladay	2010-13	2019
Ed Delahanty	1888-89; 1891-1901	1945	Ferguson Jenkins	1965-66	1991
Hugh Duffy*	1904-06	1945	Jim Kaat	1976-79	2022
Johnny Evers	1917	1946	Tim Keefe	1891-93	1964
Elmer Flick	1898-1901	1963	Pedro Martinez	2009	2015
Jimmie Foxx	1945	1951	Kid Nichols	1905-06	1949
Billy Hamilton	1890-95	1961	Eppa Rixey	1912-17; 1919-20	1963
Hughie Jennings	1901-02	1945	Robin Roberts	1948-61	1976
Chuck Klein	1928-33; 1936-44	1980			
Nap Lajoie	1896-1900	1937	Managers	Years with Phillies	In HOF
Tommy McCarthy	1886-87	1946	Bucky Harris	1943	1975
Joe Morgan	1983	1990	Harry Wright	1884-93	1953
Tony Perez	1983	2000			
Scott Rolen	1996-2002	2023	Executives	Years with Phillies	In HOF
Ryne Sandberg**	1981; 2013-15	2005	Pat Gillick	2005-current	2011
Mike Schmidt	1972-89	1995	Herb Pennock	1943-48	1948
Casey Stengel	1920-21	1966			
Jim Thome	2003-05; 2012	2018			
Sam Thompson	1889-98	1974			
Lloyd Waner	1942	1967			
Hack Wilson	1934	1979			

* Player-Manager
 ** Player and Manager

FORD C. FRICK AWARD

The Ford C. Frick Award is presented annually to a broadcaster for “major contributions to baseball.” The award, named after the late broadcaster and National League President, has been presented annually since 1978. Each award recipient is presented with a certificate during the Hall of Fame Induction Ceremony and is recognized in the “Scribes & Mikemen” exhibit in the Library of the National Baseball Hall of Fame. Longtime Phillies broadcaster **By Saam** received the award in 1990 and was joined in 2002 by his former broadcast partner, **Harry Kalas**. Other former Phillies broadcasters to be honored include **Chuck Thompson** (1993), **Herb Carneal** (1996) and **Tim McCarver** (2012).

BBWAA CAREER EXCELLENCE AWARD

The Philadelphia media are also represented in the Baseball Hall of Fame in Cooperstown, N.Y. The BBWAA Career Excellence Award has been voted upon annually by the Baseball Writers’ Association of America since 1962 and honors a baseball writer (or writers) “for meritorious contributions to baseball writing.” **Charles Dryden**, who wrote for *The North American* at the turn of the century, was honored in 1965 and legendary sportswriter **Red Smith**, who early in his career worked for *The Philadelphia Record*, won in 1976. Other winners include former *Philadelphia Inquirer* writers **James Isaminger** (1974), **Allen Lewis** (1981), **Claire Smith** (2017) and **Jayson Stark** (2019); **Ray Kelly** of the *Philadelphia Bulletin* (1988); **Bus Saidt** from *The Trentonian* and *Trenton Times* (1992); **Bill Conlin** from the *Philadelphia Daily News* (2011); **Paul Hagen** (2013), who wrote for the *Daily News* for 25 years before joining MLB.com; and **Gerry Fraley** (2024), who wrote for the *Clearwater Sun* and *Philadelphia Bulletin*.

BBWAA AWARDS

In 2004, the Philadelphia Chapter of the Baseball Writers’ Association of America introduced four awards that were presented to Phillies players at the end of every season. A fifth award was added in 2014, the Charlie Manuel Award for Service and Passion to Baseball, given to former broadcaster and club ambassador Chris Wheeler. The awards were discontinued in 2015.

Tug McGraw True Pro Award	Dallas Green Special Achievement Award	Steve Carlton Most Valuable Pitcher Award	Mike Schmidt Most Valuable Player Award
2004 Amaury Telemaco	2004 John Vukovich	2004 Ryan Madson	2004 Bobby Abreu
2005 Billy Wagner	2005 Maje McDonnell	2005 Billy Wagner	2005 Pat Burrell and Chase Utley
2006 Mike Lieberthal	2006 Chris Coste	2006 Tom Gordon	2006 Ryan Howard
2007 Aaron Rowand	2007 Larry Shenk	2007 Cole Hamels	2007 Jimmy Rollins
2008 Greg Dobbs	2008 Jamie Moyer	2008 Cole Hamels	2008 Brad Lidge
2009 Brad Lidge	2009 Jamie Moyer	2009 J.A. Happ	2009 Ryan Howard
2010 Shane Victorino	2010 Roy Halladay	2010 Roy Halladay	2010 Ryan Howard
2011 Raúl Ibañez	2011 Charlie Manuel	2011 Cliff Lee	2011 Shane Victorino
2012 Juan Pierre	2012 Jimmy Rollins	2012 Cole Hamels	2012 Carlos Ruiz
2013 Kevin Frandsen	2013 Charlie Manuel	2013 Cliff Lee	2013 Domic Brown
2014 Ryan Howard	2014 Jimmy Rollins	2014 Cole Hamels	2014 Marlon Byrd

HITTING



PHILLIES CAREER BATTING TOP 10

GAMES

Schmidt.....	2,404
Rollins (SW).....	2,090
Ashburn (LH).....	1,794
Bowa (SW).....	1,739
Taylor.....	1,669
Ennis.....	1,630
Howard (LH).....	1,572
Utley (LH).....	1,551
Delahanty.....	1,544
Magee.....	1,521

AT-BATS

Rollins (SW).....	8,628
Schmidt.....	8,352
Ashburn (LH).....	7,122
Bowa (SW).....	6,815
Delahanty.....	6,352
Ennis.....	6,327
Taylor.....	5,799
Hamner.....	5,771
Utley (LH).....	5,748
Howard (LH).....	5,707

RUNS

Schmidt.....	1,506
Delahanty.....	1,365
Rollins (SW).....	1,325
Ashburn (LH).....	1,114
Klein (LH).....	963
Utley (LH).....	949
S. Thompson (LH).....	928
R. Thomas (LH).....	923
Magee.....	898
Abreu (LH).....	891

HITS

Rollins (SW).....	2,306
Schmidt.....	2,234
Ashburn (LH).....	2,217
Delahanty.....	2,211
Ennis.....	1,812
Bowa (SW).....	1,798
Klein (LH).....	1,705
Magee.....	1,647
Utley (LH).....	1,623
C. Williams (LH).....	1,553

RBI

(since 1920*)

Schmidt.....	1,595
Howard (LH).....	1,194
Ennis.....	1,124
Klein (LH).....	983
Utley (LH).....	916
Rollins (SW).....	887
Burrell.....	827
Abreu (LH).....	814
Luzinski.....	811
W. Jones.....	753

DOUBLES

Rollins (SW).....	479
Delahanty.....	441
Schmidt.....	408
Abreu (LH).....	348
Utley (LH).....	346
Magee.....	337
Klein (LH).....	336
Ennis.....	310
Ashburn (LH).....	287
Howard (LH).....	277

TRIPLES

Delahanty.....	155
Magee.....	127
Rollins (SW).....	111
S. Thompson (LH).....	103
Ashburn (LH).....	97
Callison (LH).....	84
Bowa (SW).....	81
Cravath.....	72
Samuel.....	71
Ennis.....	65

HOME RUNS

Schmidt.....	548
Howard (LH).....	382
Ennis.....	259
Burrell.....	251
Klein (LH).....	243
Utley (LH).....	233
Luzinski.....	223
C. Williams (LH).....	217
Rollins (SW).....	216
D. Allen.....	204

TOTAL BASES

Schmidt.....	4,404
Rollins (SW).....	3,655
Delahanty.....	3,206
Ennis.....	3,029
Howard (LH).....	2,940
Klein (LH).....	2,898
Utley (LH).....	2,766
Ashburn (LH).....	2,764
C. Williams (LH).....	2,539
Abreu (LH).....	2,491

EXTRA-BASE HITS

Schmidt.....	1,015
Rollins (SW).....	806
Delahanty.....	683
Howard (LH).....	680
Klein (LH).....	643
Ennis.....	634
Utley (LH).....	628
Abreu (LH).....	585
Magee.....	539
Callison (LH).....	534

WALKS

Schmidt.....	1,507
Ashburn (LH).....	948
Abreu (LH).....	947
Thomas (LH).....	946
Burrell.....	785
Rollins (SW).....	753
Howard (LH).....	709
W. Jones.....	694
Delahanty.....	643
Utley (LH).....	625

INTENTIONAL WALKS

(since 1955*)

Schmidt.....	201
Howard (LH).....	154
Abreu (LH).....	94
D. Allen.....	81
Boone.....	77
V. Hayes (LH).....	74
Luzinski.....	74
Dalrymple (LH).....	73
Ruiz.....	62
Utley (LH).....	59

STRIKEOUTS

Schmidt.....	1,883
Howard (LH).....	1,843
Burrell.....	1,273
Rollins (SW).....	1,145
Luzinski.....	1,098
Abreu (LH).....	1,078
D. Allen.....	1,023
Utley (LH).....	958
Callison (LH).....	854
Samuel.....	825

SACRIFICE FLIES

(since 1954^)

Schmidt.....	108
Utley (LH).....	67
Howard (LH).....	55
Abreu (LH).....	54
Luzinski.....	53
Maddox.....	51
Rollins (SW).....	51
Boone.....	43
V. Hayes (LH).....	43
Lieberthal.....	43

STOLEN BASES

(since 1898^)

Hamilton.....	508
Rollins.....	453
Delahanty.....	438
Magee.....	385
Bowa.....	288
Fogarty.....	259
Abreu.....	254
Samuel.....	249
R. Thomas.....	228
V. Hayes.....	202

HIT BY PITCH

Utley.....	173
Lieberthal.....	88
Delahanty.....	80
Schmidt.....	79
Magee.....	78
Titus.....	78
Ruiz.....	73
R. Thomas.....	66
Luzinski.....	61
Taylor.....	60

BATTING AVG

(since 1900; min. 3,000 PA)

Klein (LH).....	.326
Ashburn (LH).....	.311
Kruk (LH).....	.309
Whitney.....	.307
C. Williams (LH).....	.306
Abreu (LH).....	.303
Hurst (LH).....	.303
Magee.....	.299
Wrightstone (LH).....	.298
Gonzalez (LH).....	.295

ON-BASE PCT

(since 1900; min. 3,000 PA)

R. Thomas (LH).....	.416
Abreu (LH).....	.416
Kruk (LH).....	.400
Ashburn (LH).....	.394
Dykstra (LH).....	.388
Klein (LH).....	.382
Hurst (LH).....	.382
Cravath.....	.382
Schmidt.....	.380
C. Williams (LH).....	.380

SLUGGING PCT

(since 1900; min. 3,000 PA)

Klein (LH).....	.553
D. Allen.....	.530
Schmidt.....	.527
Howard (LH).....	.515
Abreu (LH).....	.513
Rolen.....	.504
C. Williams (LH).....	.500
Cravath.....	.490
Luzinski.....	.489
Hurst (LH).....	.488

OPS

(since 1900; min. 3,000 PA)

Klein (LH).....	.935
Abreu (LH).....	.928
Schmidt.....	.908
D. Allen.....	.902
C. Williams (LH).....	.880
Rolen.....	.877
Cravath.....	.871
Hurst (LH).....	.869
Kruk (LH).....	.861
Howard (LH).....	.859

* First year as an official stat

^ Year modern rule came into use

PHILLIES SEASON BATTING TOP 10

GAMES

Rose, 1979	163
D. Allen, 1964	162
Callison, 1964	162
Bowa, 1974	162
Cash, 1974	162
Schmidt, 1974	162
Cash, 1975	162
Rose, 1980	162
Matthews, 1982	162
Rose, 1982	162
Abreu, 2001	162
Abreu, 2005	162
Rollins, 2007	162
Howard, 2008	162
Galvis, 2017	162

AT-BATS

Rollins, 2007	716
Samuel, 1984	701
Cash, 1975	699
Rollins, 2006	689
Cash, 1974	687
Glanville, 1998	678
Rollins, 2005	677
Rollins, 2009	672
Bowa, 1974	669
Cash, 1976	666

RUNS

Hamilton, 1894	196
Hamilton, 1895	166
Klein, 1930	158
O'Doul, 1929	152
Klein, 1932	152
Delahanty, 1894	149
Delahanty, 1895	148
Delahanty, 1893	145
Dykstra, 1993	143
Hamilton, 1891	142

HITS

O'Doul, 1929	254
Klein, 1930	250
Delahanty, 1899	234
Klein, 1932	226
Hamilton, 1894	223
Klein, 1933	223
Ashburn, 1951	221
S. Thompson, 1893	220
Klein, 1929	219
Delahanty, 1893	218

RBI

(since 1920*)

Klein, 1930	170
Howard, 2006	149
Howard, 2008	146
Klein, 1929	145
Hurst, 1932	143
Howard, 2009	141
Klein, 1932	137
Howard, 2007	136
Thome, 2003	131
Luzinski, 1977	130

DOUBLES

Klein, 1930	59
Delahanty, 1899	56
Klein, 1932	50
Abreu, 2002	50
Delahanty, 1895	49
Bartell, 1932	48
Abreu, 2001	48
Utley, 2007	48
Abreu, 2004	47
E. Allen, 1935	46
V. Hayes, 1986	46
Werth, 2010	46

TRIPLES

S. Thompson, 1894	27
Lajoie, 1897	25
Delahanty, 1892	21
S. Thompson, 1895	21
Rollins, 2007	20
Wood, 1887	19
Samuel, 1984	19
Delahanty, 1893	18
Fogarty, 1889	17
Delahanty, 1896	17
Flick, 1901	17
Magee, 1905	17
Magee, 1910	17

HOME RUNS

Howard, 2006	58
Schmidt, 1980	48
Howard, 2008	48
Thome, 2003	47
Howard, 2007	47
SCHWARBER, 2023	47
SCHWARBER, 2022	46
Schmidt, 1979	45
Howard, 2009	45
Klein, 1929	43

TOTAL BASES

Klein, 1930	445
Klein, 1932	420
Klein, 1929	405
O'Doul, 1929	397
Howard, 2006	383
Rollins, 2007	380
Klein, 1933	365
D. Allen, 1964	352
Howard, 2009	352
S. Thompson, 1895	350

EXTRA-BASE HITS

Klein, 1930	107
Klein, 1932	103
Klein, 1929	94
Rollins, 2007	88
Howard, 2009	86
S. Thompson, 1895	84
Howard, 2006	84
Abreu, 2001	83
Schmidt, 1980	81
D. Allen, 1964	80
Samuel, 1987	80
Rolen, 1998	80
Thome, 2003	80

WALKS

Dykstra, 1993	129
Schmidt, 1983	128
Abreu, 2004	127
Hamilton, 1894	126
SCHWARBER, 2023	126
Ashburn, 1954	125
V. Hayes, 1987	121
Schmidt, 1979	120
Daulton, 1993	117
Abreu, 2005	117

INTENTIONAL WALKS

(since 1955*)

Howard, 2006	37
Howard, 2007	35
Thome, 2004	26
Schmidt, 1986	25
Sizemore, 1977	21
Franco, 2019	19
D. Allen, 1967	18
Schmidt, 1981	18
DeJesus, 1983	18
Five tied with	17

STRIKEOUTS

SCHWARBER, 2023	215
SCHWARBER, 2022	200
Howard, 2007	199
Howard, 2008	199
Howard, 2014	190
Howard, 2009	186
Byrd, 2014	185
CASTELLANOS, 2023	185
Thome, 2003	182
Howard, 2006	181

SACRIFICE FLIES

(since 1954*)

Montanez, 1971	13
Schmidt, 1980	13
Rolen, 2001	12
Ennis, 1954	11
Demeter, 1962	11
Luzinski, 1976	11
V. Hayes, 1990	10
Brogna, 1998	10
BOHM, 2022	10
17 tied with	9

STOLEN BASES

(since 1898^)

Samuel, 1984	72
Delahanty, 1898	58
Magee, 1906	53
Samuel, 1985	53
Magee, 1910	49
Revere, 2014	49
Magee, 1905	48
V. Hayes, 1984	48
Rollins, 2008	47
Magee, 1907	46
M. Thompson, 1987	46
Rollins, 2001	46

HIT BY PITCH

Utley, 2008	27
Utley, 2007	25
Utley, 2009	24
Hollins, 1992	19
Rowand, 2007	19
Rowand, 2006	18
Utley, 2010	18
R. Thomas, 1899	17
Flick, 1900	16
Titus, 1909	16
Bradley, 1988	16
Ruiz, 2012	16

BATTING AVG

(since 1900; min. 400 PA)

O'Doul, 1929	.398
Klein, 1930	.386
O'Doul, 1930	.383
Flick, 1900	.378
Walker, 1947	.371
Klein, 1933	.368
Delahanty, 1901	.357
Klein, 1929	.356
Ashburn, 1958	.350
G. Harper, 1925	.349
Davis, 1933	.349

ON-BASE PCT

(since 1900; min. 400 PA)

O'Doul, 1929	.466
R. Thomas, 1903	.453
O'Doul, 1930	.453
Flick, 1900	.451
R. Thomas, 1900	.451
Ashburn, 1955	.449
Camilli, 1937	.446
Abreu, 1999	.446
Magee, 1910	.445
Walker, 1947	.443

SLUGGING PCT

(since 1900; min. 400 PA)

Klein, 1930	.687
Howard, 2006	.659
Klein, 1929	.657
Klein, 1932	.646
Schmidt, 1981	.644
D. Allen, 1966	.632
Schmidt, 1980	.624
O'Doul, 1929	.622
HARPER, 2021	.615
O'Doul, 1930	.604

OPS

(since 1900; min. 400 PA)

Klein, 1930	1.123
O'Doul, 1929	1.087
Howard, 2006	1.084
Schmidt, 1981	1.080
Klein, 1929	1.065
O'Doul, 1930	1.057
Klein, 1932	1.050
HARPER, 2021	1.044
Camilli, 1937	1.034
D. Allen, 1966	1.027

HITTING

* First year as an official stat
^ Year modern rule came into use

DOUBLE FIGURES

QUADRUPLE-DOUBLE

(10 OR MORE 2B, 3B, HR, SB IN A SEASON)

Player	Year	2B	3B	HR	SB
George Wood	1887	22	19	14	19
Roger Connor	1892	37	11	12	22
Ed Delahanty	1893	35	18	19	37
Sam Thompson	1893	37	13	11	18
Sam Thompson	1894	29	27	13	29
Ed Delahanty	1895	49	10	11	46
Sam Thompson	1895	45	21	18	27
Ed Delahanty	1896	44	17	13	37
Elmer Flick	1900	33	16	11	35
Gavvy Cravath	1913	34	14	19	10
Sherry Magee	1914	39	11	15	25
Cy Williams	1920	36	10	15	18
Curt Walker	1922	36	11	12	11
Chuck Klein	1932	50	15	38	20
Johnny Callison	1962	26	10	23	10
Dick Allen	1965	31	14	20	15
Dick Allen	1966	25	10	40	10
Dick Allen	1967	31	10	23	20
Garry Maddox	1977	27	10	14	22
Mike Schmidt	1977	27	11	38	15
Bake McBride	1979	16	12	12	25
Juan Samuel	1984	36	19	15	72
Juan Samuel	1985	31	13	19	53
Juan Samuel	1986	36	12	16	42
Juan Samuel	1987	37	15	28	35
Bobby Abreu	1999	35	11	20	27
Bobby Abreu	2000	42	10	25	28
Jimmy Rollins	2001	29	12	14	46
Jimmy Rollins	2002	33	10	11	31
Jimmy Rollins	2004	43	12	14	30
Jimmy Rollins	2005	38	11	12	41
Jimmy Rollins	2007	38	20	30	41
Shane Victorino	2009	39	13	10	25
Shane Victorino	2010	26	10	18	34
Shane Victorino	2011	27	16	17	19

EIGHT HITS, DOUBLEHEADER

Player	Date	AB	2B	3B	HR
Sam Thompson	8/11/1894	10	1	2	0
Ed Delahanty	7/13/1897	8	1	0	0
Buck Jordan	6/26/1938	10	3	0	0
Johnny Wrostek	8/15/1946	10	3	0	0
Eddie Waitkus	8/27/1950	11	2	0	0
Richie Ashburn	5/20/1951	10	0	0	0

TRIPLE-DOUBLE

(15 OR MORE 2B, 3B, HR IN A SEASON)

Player	Year	2B	3B	HR
Ed Delahanty	1893	35	18	19
Sam Thompson (LH)	1895	45	21	18
Chuck Klein (LH)	1932	50	15	38
Johnny Callison (LH)	1965	25	16	32
Juan Samuel	1984	36	19	15
Juan Samuel	1987	37	15	28
Jimmy Rollins (SW)	2007	38	20	30
Shane Victorino (SW)	2011	27	16	17

20-20 CLUB

Player	Year	HR	SB
Sam Thompson (LH)	1889	20	24
Chuck Klein (LH)	1932	38	20
Dick Allen	1967	23	20
Mike Schmidt	1974	36	23
Mike Schmidt	1975	38	29
Juan Samuel	1987	28	35
Von Hayes (LH)	1989	26	28
Bobby Abreu (LH)	1999	20	27
Bobby Abreu (LH)	2000	25	28
Bobby Abreu (LH)	2001	31	36
Bobby Abreu (LH)	2002	20	31
Bobby Abreu (LH)	2003	20	22
Bobby Abreu (LH)	2004	30	40
Bobby Abreu (LH)	2005	24	31
Jimmy Rollins (SW)	2006	25	36
Jimmy Rollins (SW)	2007	30	41
Jayson Werth	2008	24	20
Jimmy Rollins (SW)	2009	21	31
Chase Utley (LH)	2009	31	23
Jayson Werth	2009	36	20
Jimmy Rollins (SW)	2012	23	30
J.T. Realmuto	2022	22	21
Trea Turner	2023	26	30

30-30 CLUB

Player	Year	HR	SB
Bobby Abreu (LH)	2001	31	36
Bobby Abreu (LH)	2004	30	40
Jimmy Rollins (SW)	2007	30	41

PHILLIES HITTING FOR THE CYCLE

Lave Cross	4/24/1894 at BKN
Sam Thompson	8/17/1894 vs LOU
Cy Williams	8/5/1927 at PIT
Chuck Klein	7/1/1931 vs CHI
Chuck Klein	5/26/1933 at STL
Johnny Callison	6/27/1963 at PIT
Gregg Jefferies	8/25/1995 vs LAD
David Bell	6/28/2004 vs MTL
J.T. Realmuto	6/12/2023 at ARI

PHILLIES BATTING CHAMPIONS

1891	Billy Hamilton (LH)	.338
1899	Ed Delahanty	.408
1910	Sherry Magee	.331
1929	Lefty O'Doul (LH)	.398
1933	Chuck Klein (LH)	.368
1947	Harry Walker (LH)	.363
1955	Richie Ashburn (LH)	.338
1958	Richie Ashburn (LH)	.350

HOME RUNS

MOST HR IN ONE MONTH

Month	Team High	Individual High
April	39 in 2008	Mike Schmidt, 11 in 1976
May	42 in 2008	Cy Williams, 15 in 1923
June	44 in 2004	Jim Thome, 15 in 2004
July	42 in 2008	Chuck Klein, 14 in 1929
August	59 in 2023	Ryan Howard, 14 in 2006
September	46 in 2019, 2023	Ryan Howard, 11 in 2007, 2008
October	9 in 2022	Mike Schmidt, 4 in 1980; Kyle Schwarber, 4 in 2022

MOST HR IN ONE MONTH, TEAM

59	August 2023	38	August 1985
46	September 2019	38	May 2004
46	September 2023	38	June 2007
44	June 2004	38	June 2009
43	August 2009	38	July 2021
43	June 2022	37	August 1969
42	June 1977	37	June 1975
42	May 2008	37	August 2002
42	July 2008	37	September 2004
41	July 1977	37	June 2006
41	August 2007	37	July 2007
41	September 2007	36	August 1993
41	August 2020	36	May 1999
40	August 2006	35	May 1929
40	September 2006	35	June 1929
40	May 2009	35	July 1930
40	June 2019	35	June 1973
39	August 2004	35	July 2009
39	May 2006	35	September 2009
39	April 2008	35	September 2010
39	August 2021	35	June 2018
38	July 1950	35	September 2020
38	August 1950	35	May 2022
38	August 1977		

CONSECUTIVE HOME RUN GAMES, TEAM (Since 1910)

CONSECUTIVE GAMES HITTING A HR		CONSECUTIVE GAMES WITH NO HOMERS	
Games	Year(s)	Games	Year
18	2008	33	1910
17	2023	30	1918
16	2002, 2006, 2018	24	1945
14	1922, 2006, 2008, 2013, 2016	23	1910
13	1964, 2018, 2023	21	1917
12	1973, 1997, 2004 (2x), 2005, 2006, 2007, 2022	19	1934
11	1987, 1990, 2000, 2019, 2020, 2021, 2023 (2x)		
10	1929, 1930, 1936, 1953, 1955, 1961, 1980, 1991, 2000, 2006, 2008, 2009 (2x), 2017, 2021		

HITTING 10 OR MORE HOMERS – MONTH

HR	Player	Month	Year
15	Cy Williams	May	1923
15	Jim Thome	June	2004
14	Chuck Klein	July	1929
14	Mike Schmidt	June	1977
14	Ryan Howard	August	2006
13	Deron Johnson	July	1971
13	Mike Schmidt	July	1979
13	Ryan Howard	May	2006
12	Chuck Klein	June	1932
12	Dick Allen	June	1966
12	Mike Schmidt	August	1975
12	Mike Schmidt	May	1980
12	Mike Schmidt	July	1982
12	Domonic Brown	May	2013
12	Kyle Schwarber	June	2022
11	Chuck Klein	May	1929
11	Del Ennis	July	1953
11	Greg Luzinski	June	1975
11	Mike Schmidt	April	1976
11	Mike Schmidt	May	1979
11	Scott Rolan	July	1999
11	Bobby Abreu	May	2005
11	Ryan Howard	September	2007
11	Ryan Howard	September	2008
11	Ryan Howard	August	2009
11	Rhys Hoskins	August	2017
11	Bryce Harper	August	2019
10	Cy Williams	July	1927
10	Chuck Klein	July	1930
10	Chuck Klein	May	1932
10	Willie Jones	July	1950
10	Bill Robinson	August	1973
10	Mike Schmidt	June	1974
10	Greg Luzinski	July	1977
10	Jim Thome	August	2003
10	Jim Thome	September	2003
10	Ryan Howard	September	2005
10	Chase Utley	September	2006
10	Ryan Howard	June	2007
10	Ryan Howard	July	2007
10	Pat Burrell	August	2007
10	Chase Utley	April	2008
10	Ryan Howard	May	2008
10	Ryan Howard	July	2008
10	Ryan Howard	May	2009
10	Raúl Ibañez	May	2009
10	Bryce Harper	August	2021
10	Kyle Schwarber	July	2022
10	Bryce Harper	August	2023
10	Kyle Schwarber	August	2023
10	Kyle Schwarber	September	2023

HOME RUNS

LEADOFF HOMERS

MOST, CAREER

46	Jimmy Rollins
18	Kyle Schwarber
14	Juan Samuel
12	Lenny Dykstra
11	César Hernández
8	Doug Glanville
6	John Briggs
6	Bake McBride
6	Andrew McCutchen
6	George Paskert
6	Tony Taylor
5	Odúbel Herrera
4	Tony Gonzalez
4	Billy Hamilton
4	Heine Sand
3	8 players
2	16 players
1	35 players

MOST, SEASON

11	Kyle Schwarber, 2023
9	Jimmy Rollins, 2007
7	Kyle Schwarber, 2022
6	Jimmy Rollins, 2012
5	Jimmy Rollins, 2009
4	Juan Samuel, 1989
4	Lenny Dykstra, 1993
4	Jimmy Rollins, 2004
4	Jimmy Rollins, 2005
4	Jimmy Rollins, 2006
4	César Hernández, 2018

CLUB RECORD

12	2023 – Schwarber-11 Stott-1
10	2021 – Herrera-3 McCutchen-3 Segura-3 Galvis-1
9	2007 – Rollins
8	2019 – Hernández-3, Kingery-2, McCutchen-2, Dickerson-1
	2022 – Schwarber-7 Herrera-1
6	1978 – McBride-3, Martin-2, Schmidt-1
	1989 – Samuel-4, Ready-2
	2001 – Glanville-3, Rollins-3
	2004 – Rollins-4, Byrd-2
	2012 – Rollins

BACK-TO-BACK HOMERS

Most, Season – Club: 11 in 2009

Most, Season – Individual: 6 in 1980, Mike Schmidt and Greg Luzinski

Most, Career: 9 – Schmidt/Luzinski and Chuck Klein/Don Hurst

Most, Game – Same Players: 2 by Don Money and Greg Luzinski, 10/3/1972 at CHI

Most, Game – Consecutive: 3 (nine times)

9/30/1977	vs MTL, 2nd inning (Greg Luzinski, Richie Hebner, Garry Maddox)
8/17/1985	at CHI, 7th inning (Juan Samuel, Glenn Wilson, Mike Schmidt)
7/26/1987	vs ATL, 8th inning (Milt Thompson, Von Hayes, Mike Schmidt)
4/28/1999	vs CIN, 1st inning (Scott Rolen, Rico Brogna, Ron Gant)
5/4/2004	vs STL, 5th inning (Bobby Abreu, Jim Thome, Pat Burrell)
5/18/2004	vs LAD, 4th inning (Bobby Abreu, Pat Burrell, Jim Thome)
6/13/2008	at STL, 1st inning (Chase Utley, Ryan Howard, Pat Burrell)
4/23/2017	vs ATL, 8th inning (César Hernández, Aaron Altherr, Odúbel Herrera)
9/17/2020	vs NYM, 1st inning (Bryce Harper, Alec Bohm, Didi Gregorius)

BACK-TO-BACK LEADOFF HOME RUNS

The National League record for consecutive home runs at the start of a game is three, originally set by San Diego in 1987. The American League has had back-to-back homers to lead off a game 22 times. The Phillies have hit back-to-back homers to start their half of the first inning, five times:

7/29/1984	vs MTL – Juan Samuel and Von Hayes
7/7/1986	vs ATL – Gary Redus and Juan Samuel
4/16/1996	at MTL – Lenny Dykstra and Mickey Morandini
9/9/2004	at ATL – Jimmy Rollins and Placido Polanco
5/18/2014	vs CIN – Jimmy Rollins and Wil Nieves

EXTRA-INNING HOMERS

MOST, CAREER

9	Mike Schmidt
9	Ryan Howard
6	Dick Allen
5	Gavvy Cravath
5	Del Ennis
5	Cy Williams
5	Pat Burrell
5	Chase Utley
4	Tony Gonzalez
4	Stan Lopata
4	Jimmy Rollins
3	8 players
2	31 players
1	98 players

MOST, SEASON

2	Gavvy Cravath, 1914	2	Pat Burrell, 2002
2	Jim Tabor, 1946	2	Tomas Perez, 2002
2	Wes Covington, 1961	2	Ryan Howard, 2005
2	Johnny Callison, 1963	2	Ryan Howard, 2007
2	Dick Allen, 1964	2	Carlos Ruiz, 2010
2	Dick Allen, 1966	2	Hunter Pence, 2012
2	Willie Montanez, 1971	2	John Mayberry Jr., 2013
2	Manny Trillo, 1981	2	Brad Miller, 2021
2	John Russell, 1986		
2	Mike Schmidt, 1986		
2	Dave Hollins, 1993		
2	Charlie Hayes, 1995		
2	Todd Zeile, 1996		

Club Season Record: 6 – 1986 (Schmidt-2, Russell-2, Stone, Samuel)
2003 (Burrell, Byrd, Michaels, Pratt, Rollins, Thome)
2010 (Ruiz-2, Gload, Howard, Polanco, Schneider)

HOME RUNS

HOMERING IN 5 STRAIGHT GAMES

Dick Allen, 1969 (May 27-June 1)
 Mike Schmidt, 1979 (July 6-10)
 Bobby Abreu, 2005 (May 8-12)
 Chase Utley, 2008 (April 17-21)
 Chase Utley, 2008 (May 28-June 2)
 *Rhys Hoskins, 2017 (Aug. 23-27)
 Odúbel Herrera, 2018 (June 17-22)
 Trea Turner, 2023 (Aug. 28-Sept. 2)

* Rookie

HOMERING IN 4 STRAIGHT GAMES

Cy Williams, 1926	Greg Luzinski, 1977
Chuck Klein, 1929	*Len Matuszek, 1984
Don Hurst, 1929	Juan Samuel, 1985
Johnny Rizzo, 1940	Pete Incaviglia, 1993, 1994
Andy Seminick, 1948	Jim Thome, 2003
Del Ennis, 1950 (twice)	Bobby Abreu, 2005
Stan Lopata, 1957	Ryan Howard, 2006, 2007, 2012
Dick Allen, 1967	Raúl Ibañez, 2009
Ken Brett, 1973	Jayson Werth, 2009
Mike Schmidt, 1975, 1976,	Chase Utley, 2010
1977, 1979 (twice), 1980	Maikel Franco, 2016
(3 times), 1982, 1984	Rhys Hoskins, 2022
	Kyle Schwarber, 2023

* Rookie

MOST CAREER HR, BY POSITION

P	Rick Wise and Larry Christenson	11
C	Mike Lieberthal	149
1B	Ryan Howard	370
2B	Chase Utley	226
3B	Mike Schmidt	509
SS	Jimmy Rollins	214
OF	Del Ennis	257
OF	Chuck Klein	241
OF	Pat Burrell	235
DH	Bryce Harper	30

MOST CAREER, BY PARK

Recreation Park	Charlie Bastian, 5
Baker Bowl	Chuck Klein, 156
Shibe Park/Connie Mack Stadium	Del Ennis, 133
Veterans Stadium	Mike Schmidt, 265
Citizens Bank Park	Ryan Howard, 198

MOST ONE SEASON, BY PARK

Recreation Park	13 in 1886
Baker Bowl	95 in 1922
Shibe Park/Connie Mack Stadium	77 in 1955
Veterans Stadium	101 in 1977
Citizens Bank Park	123 in 2019

PITCHERS, CAREER (222 Home Runs)

11	Larry Christenson, Rick Wise
9	Steve Carlton, Schoolboy Rowe
7	Al Orth
6	Bill Duggleby
5	Robin Roberts
4	Grover Alexander, Ken Brett, Jim Bunning, Don Cardwell, Hal Carlson, Phil Collins, Charlie Ferguson, Tommy Greene, Randy Lerch, Lee Meadows, Robert Person, Jimmy Ring, Jack Taylor, Randy Wolf
3	Johnny Couch, Wayland Dean, Kevin Gross, Art Mahaffey, Claude Passeau
2	Dennis Bennett, Ed Daily, Curt Davis, Jack Fifeid, Woodie Fryman, Jack Knight, Cliff Lee, Ben Lively, Erskine Mayer, Bob Miller, Clarence Mitchell, David Palmer, Bucky Walters, Doc White
1	66 players

HOME RUNS – GAME

TWO OR MORE, ONE GAME (CAREER)

44	Mike Schmidt	8	Bryce Harper, Don Hurst
29	Ryan Howard	7	Rico Brogna, Don Demeter, Andy Seminick
23	Chuck Klein	6	Gavvy Cravath, Pete Incaviglia, Stan Lopata, Fred Luderus, Brad Miller, Don Money, Sam Thompson, Jayson Werth
21	Chase Utley	5	Raúl Ibañez, Cliff W. Lee, Johnny Moore
20	Dick Allen	4	13 players
18	Pat Burrell	3	18 players
17	Greg Luzinski	2	36 players
14	Cy Williams	1	103 players
12	Willie Jones, Rhys Hoskins		
11	Dolph Camilli, Von Hayes, Mike Lieberthal, Scott Rolen, Kyle Schwarber		
10	Bobby Abreu, Johnny Callison		
9	Darren Daulton, Del Ennis, Jimmy Rollins, Jim Thome		

TWO, ONE GAME – PITCHER

6/24/1926 (gm 1)	Jack Knight
7/22/1930	Phil Collins
6/23/1971	Rick Wise
8/28/1971	Rick Wise
9/5/1976	Larry Christenson
9/30/1978	Randy Lerch
6/2/2002	Robert Person
8/11/2004	Randy Wolf

THREE IN A GAME – PHILLIES

John Manning, of, consecutive	10/9/1884 at CHI
Walt Henline, c	9/15/1922 at STL
Cy Williams, of (LH)	5/11/1923 at STL
John Moore, of (LH), consecutive	7/22/1936 vs PIT
Andy Seminick, c	6/2/1949 vs CIN
Del Wilber, c, consecutive	8/27/1951 vs CIN
Del Ennis, of	7/23/1955 vs STL
Don Demeter, of	9/12/1961 at LAD
Johnny Callison, of (LH), consecutive	9/27/1964 vs MIL
Johnny Callison, of (LH)	6/6/1965 at CHI (gm 2)
Dick Allen, of, consecutive	9/29/1968 at NYM
Deron Johnson, 1b, consecutive	7/11/1971 vs MTL
Mike Schmidt, 3b, consecutive	7/7/1979 vs SF
Mike Schmidt, 3b, consecutive	6/14/1987 at MTL
Von Hayes, of (LH)	8/29/1989 at SF
Benito Santiago, c, consecutive	9/15/1996 at CHI
Bobby Estalella, c	9/4/1997 at MTL
Mike Lieberthal, c	8/10/2002 at LAD
Ryan Howard, 1b (LH), consecutive	9/3/2006 vs ATL (gm 1)
Jayson Werth, cf, consecutive	5/16/2008 vs TOR
Brad Miller, 1b, consecutive	7/8/2021 at CHI

FOUR IN A GAME – PHILLIES

Ed Delahanty	7/13/1896 at CHI
Chuck Klein (LH)	7/10/1936 at PIT*
Mike Schmidt, consecutive	4/17/1976 at CHI*

* 10-inning game

THREE IN A DOUBLEHEADER

Cy Williams	5/20/1927 vs CIN
Chuck Klein	7/15/1929 vs CHI
Don Hurst	7/23/1932 vs BKN
Chuck Klein	5/10/1933 vs CIN
Chuck Klein	8/19/1933 vs CIN
Johnny Rizzo	8/14/1940 at BKN
Del Ennis	8/28/1948 at PIT
Andy Seminick	6/12/1949 vs STL
Stan Lopata	5/13/1956 at PIT
Harry Anderson	6/8/1958 at STL
Johnny Callison	6/6/1965 at CHI
Ryan Howard	9/3/2006 vs ATL
Raúl Ibañez	5/16/2009 at WSH

THREE IN A GAME – OPPONENT

Tom McCreery	7/12/1897 vs LOU
Hack Wilson	7/26/1930 vs CHI
George Watkins	6/24/1931 vs STL
Floyd Herman	7/20/1933 at CHI
Hal Lee	7/6/1934 vs BOS
Al Kampouris	5/9/1937 vs CIN
Clyde McCullough	7/26/1942 vs CHI
Duke Snider	5/30/1950 at BKN
Hank Sauer	6/11/1952 at CHI
Gus Bell	7/21/1955 vs CIN
Willie Mays	6/29/1961 vs SF*
Bob Tillman	7/30/1969 vs ATL
Rico Carty	5/31/1970 at ATL
Rick Monday	5/16/1972 vs CHI
Johnny Bench	5/9/1973 vs CIN
Reggie Smith	5/22/1976 vs STL
Dave Kingman	5/17/1979 at CHI
Eric Davis	5/3/1987 vs CIN
Andre Dawson	8/1/1987 at CHI
Jeff Treadway	5/26/1990 vs ATL
Sammy Sosa	6/5/1996 at CHI
Mark McGwire	5/19/1998 vs STL
Brant Brown	6/18/1998 at CHI
Mark McGwire	5/18/2000 vs STL
Erubiel Durazo	5/17/2002 at ARI
Andruw Jones	9/25/2002 vs ATL
Mike Lowell	4/21/2004 vs FLA^
Aramis Ramirez	7/30/2004 at CHI
J.T. Snow	8/13/2004 vs SF
Jose Reyes	8/15/2006 vs NYM
Carlos Lee	4/13/2007 vs HOU
Jason Giambi	5/19/2011 vs COL
Ryan Braun	4/8/2014 vs MIL
Joey Votto	6/9/2015 at CIN
Charlie Blackmon	8/12/2016 vs COL
Yoenis Céspedes	4/11/2017 vs NYM

* 10-inning game; ^ 12-inning game

HOME RUNS – GAME

MOST HOMERS IN A GAME – PHILLIES

HR	Date/Opponent	Players
7	9/8/1998 vs NYM 7/26/2018 at CIN 6/1/2021 at CIN	Brogna (2), Sefcik (2), Estalella (2), Anderson Franco (2), Hoskins (2), Williams (2), Santana Herrera (2), McCutchen (2), Hoskins, Joyce, Torreyes
6	5/11/1923 vs CHI 8/28/1948 at PIT 6/2/1949 vs CIN 4/27/1965 at SF 10/3/1972 at CHI 4/17/1976 at CHI 8/12/1977 at CHI 8/17/1985 at CHI 5/30/1993 at COL 8/11/2004 vs COL 7/9/2017 vs SD 9/6/2021 at MIL	Williams (3), Mogan (2), Parkinson Ennis (2), Hamner, Lakeman, Seminick, Miller Seminick (3), Ennis, Jones, Rowe Allen (2), Covington, Gonzalez, Dalrymple, Callison Money (2), Luzinski (2), Harmon, B. Robinson Schmidt (4), Boone, Maddox McCarver (2), Carlton, Luzinski, Johnstone, Hutton Daulton (2), Schu, Samuel, Wilson, Schmidt Daulton (2), Greene, Duncan, Hollins, Batiste Thome (2), Wolf (2), Rollins, Utley Galvis (2), Altherr, Williams, Herrera, Rupp Miller (2), Segura, Harper, McCutchen, Galvis

MOST HOMERS IN A GAME – OPPONENT

HR	Date/Opponent	Players
9	9/4/1999 vs CIN	Taubensee (2), Boone, Young, Hammonds, Vaughn, Reese, Johnson, Lewis
8	6/16/2015 at BAL 8/24/2015 vs NYM 6/10/2019 vs ARI	Machado (2), Parmelee (2), Davis, Flaherty, Lough, Paredes Flores (2), Cespedes, Cuddyer, d'Arnaud, Lagares, Murphy, Wright Escobar (2), Vargas (2), Avila, Dyson, Marte, Peralta
7	4/19/2005 vs NYM 4/30/2013 at CLE 4/11/2017 vs NYM 6/29/2018 vs WSH	Diaz (2), Reyes (2), Mientkiewicz, Piazza, Wright Raburn (2), Brantley, Santana, Reynolds, Chisenhall, Stubbs Céspedes (3), Duda (2), Cabrera, d'Arnaud Soto (2), Goodwin, Harper, Rendon, Reynolds, Turner

FIRST MAJOR LEAGUE HIT A HOME RUN

Player	Date/Opponent	Player	Date/Opponent
Bill Duggleby * + #	4/21/1898 vs NYG	Ricky Jordan ^	7/17/1988 vs HOU
Tom Sullivan +	5/15/1922 at STL	Ron Jones	8/26/1988 vs LAD
Emmett Mueller #	4/19/1938 vs BKN	Bobby Estalella	9/27/1996 at NYM
Charlie Frye +	8/21/1940 at CHI	Marlon Anderson # (PH)	9/8/1998 vs NYM
Jim Carlin	8/2/1941 at STL	Chase Utley *	4/24/2003 vs COL
Bob Finley	7/5/1943 vs STL	John Mayberry Jr.	5/23/2009 at NYY
Andy Seminick	9/15/1943 vs NYG	Darin Ruf	9/25/2012 vs WSH
Ed Sanicki #	9/14/1949 at PIT	Darnell Sweeney (PH)	8/22/2015 at MIA
Jim Command *	7/11/1954 at BKN	Brock Stassi	4/10/2017 vs NYM
Bob Bowman	9/21/1956 at NYG	Mitch Walding	9/14/2018 vs MIA
Dick Farrell +	6/2/1957 vs BKN	Darick Hall	6/30/2022 vs ATL
Larry Christenson +	5/16/1975 vs ATL	Weston Wilson #	8/9/2023 vs WSH
Jeff Bittiger +	9/22/1986 at PIT		

* Grand slam + Pitcher # 1st plate appearance ^ 1st at-bat (PH) Pinch-hit

TWO HR, ONE INNING, PLAYER

6/2/1949	Andy Seminick vs CIN, 8th inning
6/11/1985	Von Hayes vs NYM, 1st inning*
8/19/2023	Trea Turner at WSH, 8th inning

*First player in history to hit two homers in the first inning

MOST HR, ONE INNING, CLUB

5	6/2/1949 vs CIN, 8th inning (Del Ennis, Andy Seminick (2), Willie Jones and Schoolboy Rowe)
---	---

HOME RUNS – SEASON

30 OR MORE, ONE SEASON

58	Ryan Howard (LH)	2006
48	Mike Schmidt	1980
48	Ryan Howard (LH)	2008
47	Jim Thome (LH)	2003
47	Ryan Howard (LH)	2007
47	Kyle Schwarber (LH)	2023
46	Kyle Schwarber (LH)	2022
45	Mike Schmidt	1979
45	Ryan Howard (LH)	2009
43	Chuck Klein (LH)	1929
42	Jim Thome (LH)	2004
41	Cy Williams (LH)	1923
40	Chuck Klein (LH)	1930
40	Dick Allen	1966
40	Mike Schmidt	1983
39	Greg Luzinski	1977
38	Chuck Klein (LH)	1932
38	Mike Schmidt	1975
38	Mike Schmidt	1976
38	Mike Schmidt	1977
37	Mike Schmidt	1986
37	Pat Burrell	2002
36	Mike Schmidt	1974
36	Mike Schmidt	1984
36	Jayson Werth	2009
35	Greg Luzinski	1978
35	Mike Schmidt	1982
35	Mike Schmidt	1987
35	Bryce Harper (LH)	2019
35	Bryce Harper (LH)	2021
34	Deron Johnson	1971
34	Greg Luzinski	1975
34	Raúl Ibañez (LH)	2009
34	Rhys Hoskins	2018
33	Dick Allen	1968
33	Mike Schmidt	1985
33	Pat Burrell	2008
33	Chase Utley (LH)	2008
33	Ryan Howard (LH)	2011
32	Lefty O'Doul (LH)	1929
32	Stan Lopata	1956
32	Johnny Callison (LH)	1965
32	Dick Allen	1969
32	Pat Burrell	2005
32	Chase Utley (LH)	2006
31	Don Hurst (LH)	1929
31	Chuck Klein	1931
31	Del Ennis	1950
31	Johnny Callison (LH)	1964
31	Mike Schmidt	1981
31	Scott Rolen	1998
31	Mike Lieberthal	1999
31	Bobby Abreu (LH)	2001
31	Chase Utley (LH)	2009
31	Ryan Howard (LH)	2010
30	Cy Williams (LH)	1927
30	Del Ennis	1948
30	Willie Montanez (LH)	1971
30	Benito Santiago	1996
30	Bobby Abreu (LH)	2004
30	Pat Burrell	2007
30	Jimmy Rollins (SW)	2007
30	Rhys Hoskins	2022

LH – Left-handed batter; SW – Switch-hitter

TRIOS, ONE SEASON

Ryan Howard	58
Chase Utley	32
Pat Burrell	29
Total in 2006	119
Ryan Howard	45
Jayson Werth	36
Raúl Ibañez	34
Total in 2009	115
Ryan Howard	48
Pat Burrell	33
Chase Utley	33
Total in 2008	114
Ryan Howard	47
Pat Burrell	30
Jimmy Rollins	30
Total in 2007	107
Chuck Klein	43
Lefty O'Doul	32
Don Hurst	31
Total in 1929	106
Kyle Schwarber	47
Nick Castellanos	29
Trea Turner	26
Total in 2023	102
Kyle Schwarber	46
Rhys Hoskins	30
J.T. Realmuto	22
Total in 2022	98
Jim Thome	42
Bobby Abreu	30
Pat Burrell	24
Total in 2004	96
Greg Luzinski	39
Mike Schmidt	38
Richie Hebner	18
Total in 1977	95

DUOS, ONE SEASON

Ryan Howard	58
Chase Utley	32
Total in 2006	90
Ryan Howard	48
Chase Utley	33
Total in 2008	81
Ryan Howard	48
Pat Burrell	33
Total in 2008	81
Ryan Howard	45
Jayson Werth	36
Total in 2009	81
Greg Luzinski	39
Mike Schmidt	38
Total in 1977	77
Ryan Howard	47
Pat Burrell	30
Total in 2007	77
Ryan Howard	47
Jimmy Rollins	30
Total in 2007	77
Kyle Schwarber	46
Rhys Hoskins	30
Total in 2022	76
Kyle Schwarber	47
Nick Castellanos	29
Total in 2023	76
Chuck Klein	43
Lefty O'Doul	32
Total in 1929	75
Mike Schmidt	38
Greg Luzinski	34
Total in 1975	72
Jim Thome	42
Bobby Abreu	30
Total in 2004	72

HOME RUNS – SEASON

MOST PLAYERS WITH DOUBLE-DIGIT HOME RUNS

- 10 2019—Harper, Hoskins, Realmuto, Kingery, Franco, Hernández, Bruce, Miller, Segura, McCutchen
- 9 2004—Thome, Abreu, Burrell, Bell, Lieberthal, Polanco, Rollins, Utley, Michaels
- 2023—Schwarber, Castellanos, Turner, Harper, Bohm, Realmuto, Stott, Marsh, Sosa
- 8 2017—Franco, Joseph, Altherr, Hoskins, Herrera, Rupp, Galvis, Williams
- 2021—Harper, Hoskins, McCutchen, Miller, Realmuto, Segura, Gregorius, Herrera
- 2022—Schwarber, Hoskins, Realmuto, Harper, Bohm, Castellanos, Segura, Stott
- 7 1977—Luzinski, Schmidt, Hebner, Johnstone, Maddox, Boone, McBride
- 1987—Schmidt, Samuel, Hayes, Parrish, James, Aguayo, Wilson
- 1993—Daulton, Incaviglia, Dykstra, Hollins, Kruk, Chamberlain, Duncan
- 2001—Abreu, Burrell, Rolen, Lee, Glanville, Rollins, Anderson
- 2002—Burrell, Abreu, Rolen, Lieberthal, Lee, Giambi, Rollins
- 2005—Burrell, Utley, Abreu, Howard, Lieberthal, Rollins, Bell
- 2007—Howard, Burrell, Rollins, Rowand, Utley, Victorino, Dobbs
- 2008—Howard, Burrell, Utley, Werth, Feliz, Victorino, Rollins
- 2009—Howard, Werth, Ibañez, Utley, Rollins, Feliz, Victorino
- 2011—Howard, Ibañez, Victorino, Rollins, Mayberry, Pence, Utley
- 2012—Rollins, Pence, Ruiz, Howard, Mayberry, Utley, Wigginton
- 2018—Hoskins, Santana, Franco, Herrera, Williams, Hernández, Alfaro

EACH PARK, ONE SEASON

- 1929 Chuck Klein
- 1941 Danny Litwhiler
- 1944 Ron Northey
- 1948 Del Ennis
- 1950 Andy Seminick
- 1950 Dick Sisler
- 1952 Del Ennis
- 1959 Wally Post
- 1979 Mike Schmidt

MOST MULTIPLE HOME RUN GAMES

- 8 Kyle Schwarber, 2022
- 7 Dick Allen, 1968
Ryan Howard, 2006
Chase Utley, 2006
- 6 Cy Williams, 1923
Chuck Klein, 1931
Mike Schmidt, 1974
Jim Thome, 2003
- 5 Greg Luzinski, 1977
Mike Schmidt, 1980
Mike Schmidt, 1983
Von Hayes, 1989
Chase Utley, 2005
Ryan Howard, 2007
Ryan Howard, 2008
Ryan Howard, 2009

MOST HOME RUNS AT HOME

- 29 Chuck Klein, 1932
Ryan Howard, 2006
- 28 Jim Thome, 2003
- 26 Cy Williams, 1923
Chuck Klein, 1930
Ryan Howard, 2008
- 25 Chuck Klein, 1929
Mike Schmidt, 1980
- 24 Dolph Camilli, 1936
- 23 Ryan Howard, 2007
Kyle Schwarber, 2023
- 22 Chuck Klein, 1931
Deron Johnson, 1971
Mike Schmidt, 1975
Greg Luzinski, 1977

MOST HOME RUNS ON THE ROAD

- 29 Mike Schmidt, 1979
Ryan Howard, 2006
- 27 Ryan Howard, 2009
- 25 Kyle Schwarber, 2022
- 24 Ryan Howard, 2007
Kyle Schwarber, 2023
- 23 Dick Allen, 1966
Mike Schmidt, 1980
Jim Thome, 2004
- 22 Del Ennis, 1948
Benito Santiago, 1996
Ryan Howard, 2008
- 21 Mike Schmidt, 1976
Mike Schmidt, 1977
Mike Schmidt, 1983
Mike Lieberthal, 1999
Pat Burrell, 2008
Raúl Ibañez, 2009

HOME RUNS – SEASON

CONSECUTIVE 20-HOME RUN SEASONS

Seasons	Player	Years
14	Mike Schmidt	1974-87
8	Pat Burrell	2001-08
7	Bobby Abreu	1999-2005
7	Ryan Howard	2005-11
6	Dick Allen	1964-69
5	Chuck Klein	1929-33
5	Del Ennis	1952-56
5	Scott Rolen	1997-01
5	Chase Utley	2005-09
4	Johnny Callison	1962-65
4	Greg Luzinski	1975-78

MOST PLAYERS WITH 20 HOMERS

6	2023	Kyle Schwarber, Nick Castellanos, Trea Turner, Bryce Harper, Alec Bohm, J.T. Realmuto
5	2007	Ryan Howard, Pat Burrell, Jimmy Rollins, Aaron Rowand, Chase Utley
	2009	Ryan Howard, Jayson Werth, Raúl Ibañez, Chase Utley, Jimmy Rollins
4	1962	Don Demeter, Johnny Callison, Roy Sievers, Tony Gonzalez
	1999	Mike Lieberthal, Scott Rolen, Rico Brogna, Bobby Abreu
	2001	Bobby Abreu, Pat Burrell, Scott Rolen, Travis Lee
	2005	Pat Burrell, Chase Utley, Bobby Abreu, Ryan Howard
	2006	Ryan Howard, Chase Utley, Pat Burrell, Jimmy Rollins
	2008	Ryan Howard, Pat Burrell, Chase Utley, Jayson Werth
	2016	Maikel Franco, Ryan Howard, Tommy Joseph, Freddy Galvis
	2018	Rhys Hoskins, Carlos Santana, Maikel Franco, Odúbel Herrera
	2021	Bryce Harper, Rhys Hoskins, Andrew McCutchen, Brad Miller
3	1929	Chuck Klein, Lefty O'Doul, Don Hurst
	1950	Del Ennis, Willie Jones, Andy Seminick
	1965	Johnny Callison, Dick Stuart, Dick Allen
	1987	Mike Schmidt, Juan Samuel, Von Hayes
	1997	Scott Rolen, Rico Brogna, Mike Lieberthal
	2000	Scott Rolen, Bobby Abreu, Ron Gant
	2003	Jim Thome, Pat Burrell, Bobby Abreu
	2004	Jim Thome, Bobby Abreu, Pat Burrell
	2019	Bryce Harper, Rhys Hoskins, J.T. Realmuto
	2022	Kyle Schwarber, Rhys Hoskins, J.T. Realmuto

30 HOMERS AND 100 RBI, SAME SEASON

Year	Player	HR/RBI
1923	Cy Williams (LH)	41/114
1929	Chuck Klein (LH)	43/145
1929	Don Hurst (LH)	31/125
1929	Lefty O'Doul (LH)	32/122
1930	Chuck Klein (LH)	40/170
1931	Chuck Klein (LH)	31/121
1932	Chuck Klein (LH)	38/137
1950	Del Ennis	31/126
1964	Johnny Callison (LH)	31/104
1965	Johnny Callison (LH)	32/101
1966	Dick Allen	40/110
1974	Mike Schmidt	36/116
1975	Greg Luzinski	34/120
1976	Mike Schmidt	38/107
1977	Greg Luzinski	39/130
1977	Mike Schmidt	38/101
1978	Greg Luzinski	35/101
1979	Mike Schmidt	45/114
1980	Mike Schmidt	48/121
1983	Mike Schmidt	40/109
1984	Mike Schmidt	36/106
1986	Mike Schmidt	37/119
1987	Mike Schmidt	35/113
1998	Scott Rolen	31/110
2001	Bobby Abreu (LH)	31/110
2002	Pat Burrell	37/116
2003	Jim Thome (LH)	47/131
2004	Jim Thome (LH)	42/105
2004	Bobby Abreu (LH)	30/105
2005	Pat Burrell	32/117
2006	Ryan Howard (LH)	58/149
2006	Chase Utley (LH)	32/102
2007	Ryan Howard (LH)	47/136
2008	Ryan Howard (LH)	48/146
2008	Chase Utley (LH)	33/104
2009	Ryan Howard (LH)	45/141
2010	Ryan Howard (LH)	31/108
2011	Ryan Howard (LH)	33/116
2019	Bryce Harper (LH)	35/114
2023	Kyle Schwarber (LH)	47/104

Schmidt is the leader with nine 30/100 seasons; Howard had six; Klein four; Luzinski, three; Callison, Abreu, Thome, Burrell and Utley, two; seven others had one each.

GRAND SLAMS

MOST – ONE SEASON

- 4 Vince DiMaggio, 1945
- 3 Chuck Klein, 1929 and 1932; Gene Freese, 1959; Bobby Abreu, 2005; Ryan Howard, 2009
- 2 George Harper, 1924; Cy Williams, 1925 and 1926; Russ Wrightstone, 1927; Dolph Camilli, 1937; Andy Seminick, Willie Jones and Del Ennis, 1950; Willie Jones, 1951; Don Demeter, 1962; Dick Stuart, 1965; Dick Allen, 1968; Mike Schmidt, 1973 and 1983; Greg Luzinski, 1976 and 1977; Dave Johnson, 1978; Darren Daulton, 1992 and 1993; Mariano Duncan, 1993; Benito Santiago, 1996; Pat Burrell, 2000; Ryan Howard, 2005, 2007, 2012 and 2016; Maikel Franco, 2017; Bryce Harper, 2019; J.T. Realmuto, 2019; Didi Gregorius, 2020; Andrew McCutchen, 2021; Kyle Schwarber, 2023

MOST – CAREER

- 15 Ryan Howard
- 7 Mike Schmidt
- 6 Bobby Abreu, Willie Jones, Chuck Klein, Cy Williams
- 5 Dick Allen, Pat Burrell, Darren Daulton, Del Ennis, Greg Luzinski, Andy Seminick, Chase Utley
- 4 Vince DiMaggio, Maikel Franco, Mike Lieberthal, Jimmy Rollins, Russ Wrightstone
- 3 Aaron Altherr, Lave Cross, Don Demeter, Pedro Feliz, Gene Freese, Didi Gregorius, Granny Hamner, Bryce Harper, George Harper, Fred Luderus, Garry Maddox, Sam Thompson, Jayson Werth
- 2 35 players
- 1 123 players

MOST – ONE GAME, CLUB

- 2 4/28/1921 vs BOS: Ralph Miller and Lee Meadows
- 8/18/1997 vs SF: Billy McMillon and Mike Lieberthal
- 9/9/2003 at ATL: Tomas Perez and Jason Michaels
- 4/27/2009 vs WSH: Ryan Howard and Raúl Ibañez
- 4/7/2018 vs MIA: Maikel Franco and Aaron Altherr

MOST – ONE SEASON, CLUB

- 11 2009: Ryan Howard (3), Jayson Werth and Pedro Feliz (2), Raúl Ibañez, Jimmy Rollins, Matt Stairs and Shane Victorino (1)
- 8 1993: Darren Daulton and Mariano Duncan (2), Kim Batiste, Jim Eisenreich, Pete Incaviglia and Mickey Morandini (1)
- 2005: Bobby Abreu (3), Ryan Howard (2), David Bell, Ramon Martinez and Chase Utley (1)
- 7 1976: Greg Luzinski (2), Dick Allen, Bob Boone, Ollie Brown, Garry Maddox and Bobby Tolan (1)

EXTRA INNINGS

Cy Williams	9/4/1924 vs NYG	10th
Cy Williams	7/18/1925 vs CHI	10th
Wally Post	9/9/1958 vs LAD	10th
Rick Joseph	9/16/1967 vs LAD	11th
Deron Johnson	6/20/1971 at NYM	11th
Mike Schmidt	7/11/1983 at CIN	11th
John Kruk	9/17/1989 vs STL	12th
Dale Murphy	8/6/1991 vs CHI	11th
Ryan Howard	9/21/2005 at ATL	10th
John Mayberry Jr.	6/4/2013 vs MIA	11th
Brad Miller	7/29/2021 vs WSH (gm 2)	8th

PINCH-HITTERS

Cy Williams	4/15/1926 vs BOS	(Larry Benton)
Schoolboy Rowe	5/2/1943 vs BOS	(Alva Javery)
Jimmie Foxx	5/18/1945 vs STL	(Ken Burkhardt)
Vince DiMaggio	6/2/1945 vs PIT	(Al Gerheuser)
Gene Freese	4/18/1959 vs CIN	(Mike Cuellar)
Roy Sievers	5/26/1963 vs CIN	(Bill Henry)
Rick Joseph	9/16/1967 vs LAD	(Ron Perranoski)*
Jim Hutto	7/19/1970 vs LAD	(Jim Brewer)
Davey Johnson	4/30/1978 vs SD	(Bob Shirley)
Davey Johnson	6/3/1978 vs LAD	(Terry Forster)
Bake McBride	7/8/1978 vs MTL	(Rudy May)
Ozzie Virgil	9/2/1983 vs SF	(Gary Lavelle)
Jim Eisenreich	8/23/1995 vs SD	(Dustin Hermanson)
Kevin Jordan	4/20/2001 vs ATL	(Marc Valdes)
Chase Utley	6/1/2005 vs SF	(LaTroy Hawkins)
Jose Hernandez	9/18/2006 vs CHI	(Sean Marshall)
Ryan Howard	5/9/2007 at ARI	(Brandon Medders)
Greg Dobbs	9/16/2007 at NYM	(Jorge Sosa)
Matt Stairs	9/10/2009 at WSH	(Zack Segovia)
Carlos Ruiz	4/9/2011 at ATL	(Scott Linebrink)
Hector Luna	5/16/2012 at CHI	(Michael Bowden)
Ty Kelly	8/19/2017 at SF	(Cory Gearrin)
Andrew McCutchen	6/23/2021 vs WSH	(Kyle McGowin)

*11th inning

PITCHERS

Bill Duggleby	4/21/1898 vs NYG	(Cy Seymour)
Lee Meadows	4/28/1921 vs BOS	(Jack Scott)
Jimmy Ring	5/12/1925 vs PIT	(Vic Aldridge)
Phil Collins	6/23/1929 vs BOS (gm 2)	(Kent Greenfield)
Schoolboy Rowe	5/2/1943 vs BOS	(Alva Javery)
Art Mahaffey	8/2/1962 vs NYM	(Craig Anderson)
Rick Wise	8/28/1971 vs SF (gm 2)	(Don McMahon)
Jim Lonborg	6/24/1974 vs MTL	(Chuck Taylor)
Larry Christenson	9/27/1977 vs CHI	(Dennis Lamp)
Steve Carlton	5/16/1984 at LAD	(Fernando Valenzuela)
Jeff Juden	8/25/1995 vs LAD	(John Cummings)
Robert Person	6/2/2002 vs MTL	(Bruce Chen)

ULTIMATE GRAND SLAMS

Grand slam to win the game in the last inning while down by three runs.

Tony Taylor	8/2/1970 vs SF	(Mike Davidson)	0 outs
Bo Díaz	4/13/1983 vs NYM	(Neil Allen)	2 outs

INSIDE-THE-PARK HOME RUNS

INSIDE-THE-PARK, SEASON (Since 1900)

Individual

5	Red Dooin, 1904
4	Sherry Magee, 1907 Beals Becker, 1913
3	John Titus, 1904 Kitty Bransfield, 1905 Sherry Magee, 1911 Dick Allen, 1966

Team

16	1904
10	1913
9	1907
7	1905, 1909, 1911
6	1917, 1923, 1957

INSIDE-THE-PARK GRAND SLAMS

Red Dooin	10/1/1904 vs PIT (gm 2)
Kitty Bransfield	8/18/1906 at STL
Irish Meusel	8/23/1918 at CIN
George Harper	7/25/1924 vs CHI
Willie Jones	6/19/1951 at PIT
Ted Kazanski	8/8/1956 at NYG
Aaron Altherr	9/25/2015 at WSH

EXTRA-INNING INSIDE-THE-PARK HR

Del Ennis	9/21/1947 at NYG (11th)
Dick Allen	9/25/1964 vs MIL (10th)
Johnny Callison	6/11/1965 vs HOU (10th)
Dick Allen	8/1/1966 vs HOU (10th)
Bob Dernier	5/15/1989 vs SF (12th)
Bobby Abreu	8/27/2000 vs SF (10th)

INSIDE-THE-PARK, CAREER

There have been 251 inside-the-park homers by
119 players since 1900:

- Sherry Magee
- John Titus
- Red Dooin
- Richie Ashburn, Kitty Bransfield
- Dick Allen, Beals Becker, Elmer Flick, Possum Whitted
- Shad Barry, Mickey Doolan, Hans Lobert, Fred Luderus, Jimmy Rollins, Roy Thomas
- Bobby Abreu, Harry Anderson, Johnny Bates, Larry Bowa, Johnny Callison, Gavvy Cravath, George Harper, Ted Kazanski, Chuck Klein, Nap Lajoie, Freddy Leach, Irish Meusel, Dode Paskert, Mike Schmidt, Milt Stock, Chase Utley, Cy Williams (17 players)
- Dave Bancroft, Ed Delahanty, Denny Doyle, Bill Duggleby, Barney Friberg, Kid Gleason, Eddie Grant, Bryce Harper, Von Hayes, Walter Holke, Cliff W. Lee, Johnny Lush, Ron Northey, Juan Samuel, Andy Seminick, Denny Sothorn, Bill White, Pinky Whittier, Russ Wrightstone (19 players)
- Aaron Altherr, Doug Baird, Juan Bell, John Bolling, Bob Boone, Ed Bouchee, Frank Bruggy, Dave Cash, Frank Corridon, Ernie Courtney, Monte Cross, Tony Curry, Kiddo Davis, Spud Davis, Bob Dernier, Vance Dinges, Joe Dolan, Klondike Douglass, Jack Doyle, Lenny Dykstra, Del Ennis, Johnny Evers, Chico Fernandez, Art Fletcher, Ron Gant, Doug Glanville, Tony Gonzalez, Granny Hamner, Terry Harmon, Rudy Hulswitt, Willie Jones, Kevin Jordan, Oscar Judd*, Bill Killefer, Scott Kingery, Otto Knabe, Bevo LeBourveau, Hal Lee, Joe Lonnett, Bake McBride, Ed McFarland, Rube Melton*, Johnny Mogan, John Monroe, Mickey Morandini, Fred Osborn, Buz Phillips*, Wally Post, Goldie Rapp, Cookie Rojas, Scott Rolen, Heinie Sand, Paul Sentelle, Curt Simmons*, Casey Stengel, Tony Taylor, Al Todd, Shane Victorino, Harry Walker, Lee Walls, Jayson Werth, Doc White, Del Wilber, Nick Williams, Glenn Wilson, Jimmy Wilson, Harry Wolverton, Chief Zimmer (68 players)

* Pitcher

WALK-OFF HOME RUNS

There have been 208 walk-off home runs hit by 131 players since 1900:

- Mike Schmidt
- Ryan Howard, Cy Williams
- Dick Allen, Johnny Callison, Gavvy Cravath, Del Ennis, Von Hayes
- Bobby Abreu, Pat Burrell, Tony Gonzalez, Stan Lopata, Johnny Moore, Scott Rolen, Jim Tabor, Chase Utley
- Luis Aguayo, Cody Asche, Bobby Bragan, Ollie Brown, Maikel Franco, Freddy Galvis, Granny Hamner, Raúl Ibañez, Willie Jones, John Kruk, Hans Lobert, Fred Luderus, Willie Montanez, Lefty O'Doul, John Peters, Jimmy Rollins, Carlos Ruiz, Andy Seminick, Dickie Thon, Manny Trillo, Jayson Werth, Possum Whitted (22 players)
- Bill Atwood, Dave Bancroft, Kim Batiste, David Bell, John Briggs, Reid Brignac, Smoky Burgess, Marlon Byrd, Asdrúbal Cabrera, Dolph Camilli, Domingo Cedenó, Bud Clancy, Wes Covington, Darren Daulton, Spud Davis, Bob Dernier, Bo Diaz, Vince DiMaggio, David Doster, Johnny Estrada, Pedro Feliz, Art Fletcher, Tom Foley, Jeff Francoeur, Kevin Frandsen, Chick Fraser, Doug Glanville, Bryce Harper, George Harper, Charlie Hayes, Richie Hebner, Don Hurst, Rick Joseph, Davey Johnson, Deron Johnson, Scott Kingery, Chuck Klein, Andrew Knapp, Al Lakeman, Freddy Leach, Ricky Ledee, Cliff W. Lee, Travis Lee, Mike Lieberthal, Tony Longmire, Greg Luzinski, Len Matuszek, Sherry Magee, Gary Matthews, John Mayberry Jr., Bake McBride, Andrew McCutchen, Irish Meusel, Brad Miller, Johnny Mogan, Don Money, John Morris, Dale Murphy, Bert Niehoff, Frank Parkinson, Hunter Pence, Tomas Perez, Tony Perez, Trevor Plouffe, Placido Polanco, Wally Post, Todd Pratt, J.T. Realmuto, Sean Rodríguez, John Russell, Juan Samuel, Brian Schneider, Howie Schultz, Kyle Schwarber, Jean Segura, Roy Sievers, Bobby Smith, Jeff Stone, Bryson Stott, Garrett Stubbs, Tony Taylor, Frank Thomas, Jim Thome, Del Unser, Shane Victorino, Ozzie Virgil, John Vukovich, Curt Walker, Bill White, Mark Whiten, Luke Williams, Jimmy Wilson, Todd Zeile (93 players)

RUNS BATTED IN

BY THE MONTH

April	Ryan Howard, 2011 (27)
May	Cy Williams, 1923 (44)
June	Chuck Klein, 1930 (36)
July	Chuck Klein, 1929 (40)
August	Ryan Howard, 2006 (41)
September	Gavvy Cravath, 1914 (37)

MOST IN ONE MONTH

44	Cy Williams (May 1923)
41	Ryan Howard (August 2006)
40	Chuck Klein (July 1929)
39	Del Ennis (July 1950)
38	Pinky Whitney (July 1932)
38	Chuck Klein (July 1930)
37	Gavvy Cravath (September 1914)
36	Chuck Klein (June 1930)
35	Ryan Howard (May 2006)
34	Don Hurst (July 1929)
34	Dick Allen (June 1966)
33	Chuck Klein (May 1929)
33	Chuck Klein (June 1932)
33	Greg Luzinski (June 1973)
33	Ryan Howard (August 2009)
32	Don Hurst (May 1932)
32	Chuck Klein (May 1930)
32	Del Ennis (May 1954)
32	Mike Schmidt (June 1974)
32	Greg Luzinski (July 1977)
32	Mike Schmidt (July 1979)
32	Ryan Howard (September 2008)

MOST CONSECUTIVE GAMES WITH AN RBI

10	Pinky Whitney, 1931
	Bobby Abreu, 2005
	Trea Turner, 2023
9	Pinky Whitney, 1928
	Don Hurst, 1932
	Ryan Howard, 2006 (twice)
	Chase Utley, 2008
8	Don Hurst, 1929
	Buzz Arlett, 1931
	Don Hurst, 1932
	Chuck Klein, 1932
	Wes Schulmerich, 1933
	Del Ennis, 1955
	Mike Schmidt, 1984
	Darren Daulton, 1992
	Todd Zeile, 1996
	Rico Brogna, 1998
	Rico Brogna, 1999
	Jim Thome, 2003

MOST, ONE GAME – PHILLIES

RBI	Player	Date
8	Kitty Bransfield	7/11/1910 at PIT
	Gavvy Cravath	8/8/1915 at CIN
	Willie Jones	8/20/1958 at STL
	Mike Schmidt	4/17/1976 at CHI (10 inn.)
	Jayson Werth	5/16/2008 vs TOR
7	Ed Delahanty	7/13/1896 at CHI
	Lee King	4/28/1922 at BKN
	Johnny Mokon	5/11/1923 vs STL
	Cy Williams	5/11/1923 vs STL
	Russ Wrightstone	6/11/1926 vs PIT
	Cy Williams	5/20/1927 vs CIN
	Dolph Camilli	4/19/1935 vs NYG
	Granny Hamner	7/17/1948 at STL
	Del Ennis	7/27/1950 vs CHI
	Del Ennis	7/23/1955 vs STL
	Don Demeter	9/12/1961 at LAD
	Dick Allen	9/29/1968 at NYM
	Greg Luzinski	6/11/1977 at ATL
	Rico Brogna	8/25/1999 vs SD
	Robert Person	6/2/2002 vs MTL
	Ryan Howard	6/20/2006 vs NYY
	Carlos Ruiz	5/2/2012 at ATL (11 inn.)

MOST, ONE GAME – OPPONENT

RBI	Player	Date
9	Erubiel Durazo	5/17/2002 at ARI
8	Babe Herman	7/20/1933 at CHI
	Mel Ott	5/11/1936 vs NYG
	Alex Kampouris	5/9/1937 vs CIN
	Ed Bailey	7/22/1965 at CHI
	Chris Speier	9/22/1982 at MTL
	George Kelly	7/25/1928 vs CIN
	Pie Traynor	6/6/1930 vs PIT
	Frank Demaree	7/26/1936 vs CHI
	Dom Dallessandro	8/26/1941 vs CHI
	Johnny Bench	5/9/1973 vs CIN
	Joe Morgan	8/19/1974 at CIN
	Bill Buckner	5/17/1979 at CHI
	George Hendrick	6/29/1982 vs STL
	Will Clark	7/14/1991 vs SF
	Mike Piazza	8/27/1995 vs LAD
	Gary Sheffield	9/18/1995 vs FLA
	Jeff Blauser	5/11/1996 vs ATL
	Mark McGwire	5/18/2000 vs STL
	Jeff Bagwell	8/13/2000 vs HOU
	Aramis Ramirez	9/18/2006 vs CHI
	Jason Giambi	5/19/2011 vs COL
	Billy Butler	4/7/2013 vs KC
	Adeiny Hechavarria	5/5/2013 vs MIA
	Ryan Braun	4/8/2014 vs MIL
	José Bautista	8/16/2018 vs NYM (gm 1)

NL TRIPLE CROWN WINNERS

Year	Player	Club	AVG	HR	RBI
1912	Heinie Zimmerman	Cubs	.372	14	103
1922	Rogers Hornsby	Cardinals	.401	42	152
1925	Rogers Hornsby	Cardinals	.403	39	143
1933	Chuck Klein	PHILLIES	.368	28	120
1937	Joe Medwick	Cardinals	.374	31	154

PINCH HITTING

TEAM TOTALS

TEAM LEADER, AVERAGE«

AVG	AB	H	HR	RBI	Year	Player(s)	AVG	AB	H	HR	RBI
.250	124	31	2	21	1950	Dick Whitman	.308	39	*12	0	5
.167	146	29	2	14	1951	Bill Nicholson	.306	36	11	0	9
.204	113	23	4	16	1952	Bill Nicholson	.250	32	8	3	10
.219	137	30	2	19	1953	Connie Ryan	.350	20	7	1	4
						Eddie Waitkus	.350	20	7	0	1
.225	120	27	2	20	1954	Smoky Burgess	.353	17	6	1	7
.210	138	29	2	16	1955	Glen Gorbous	.265	34	9	1	3
.217	180	39	2	39	1956	Solly Hemus	.273	33	9	0	0
.178	163	29	5	21	1957	Ron Northey	.269	26	7	1	5
*.308	208	*64	*11	*64	1958	Bob Bowman	*.419	31	13	3	9
.247	215	53	*9	53	1959	Dave Philley	.395	38	15	0	11
.195	261	51	4	30	1960	Bobby Gene Smith	.315	35	11	1	8
.219	260	57	2	30	1961	Tony Gonzalez	.375	16	6	1	3
.203	227	46	2	28	1962	Wes Covington	.300	30	9	0	6
.198	217	43	*8	*36	1963	Wes Covington	.320	25	8	2	9
.232	215	50	2	*30	1964	John Herrnstain	.333	21	7	1	5
.202	228	46	2	24	1965	Alex Johnson	.296	27	8	1	1
.212	208	44	1	19	1966	Doug Clemens	.245	49	12	0	8
.184	255	47	3	26	1967	Doug Clemens	.204	54	11	0	4
.242	186	*45	*5	23	1968	Rick Joseph	.292	24	7	2	3
.156	173	27	0	14	1969	Terry Harmon	.222	18	4	0	0
.242	207	50	*6	41	1970	Rick Joseph	.297	37	11	3	7
.196	184	36	3	17	1971	Byron Browne	.259	27	7	1	2
.213	221	*47	*5	21	1972	Tommy Hutton	*.421	19	8	0	3
.256	227	58	4	29	1973	M. Rogodzinski	.340	47	*16	2	7
.281	210	59	*9	41	1974	Tony Taylor	.370	46	17	2	12
.247	247	61	4	42	1975	Jay Johnstone	.400	25	10	1	6
.233	215	50	1	21	1976	Ollie Brown	.346	26	9	1	8
.249	213	53	2	42	1977	Dave Johnson	.346	26	9	1	11
.193	218	42	*8	40	1978	Dave Johnson	.316	19	6	2	11
.229	218	50	5	29	1979	Del Unser	.304	46	14	4	14
.276	174	48	0	25	1980	Del Unser	.316	38	12	0	6
.227	132	30	2	17	1981	George Vukovich [^]	.455	11	5	1	3
.217	189	41	0	23	1982	Greg Gross	.358	53	*19	0	7
.242	227	55	4	35	1983	Pete Rose	.364	22	8	0	2
.241	290	70	10	60	1984	Len Matuszek	.417	24	10	3	10
.205	244	50	4	29	1985	Jeff Stone	.278	18	5	1	1
.267	224	60	6	32	1986	Jeff Stone	.333	21	7	1	3
.233	258	60	4	21	1987	Keith Hughes	.421	19	8	0	3

* League leader; # Tied for league lead; « Min. 16 AB through 2021 except where noted; min. 10 AB since; ^ Min. 10 AB due to strike

MOST PINCH HITS, CAREER

117	Greg Gross (LH)
54	Tony Taylor
52	Tommy Hutton (LH)
51	Greg Dobbs (LH)
47	Tim McCarver (LH)
45	Kevin Jordan
43	Ricky Jordan
37	Ruben Amaro Jr. (SW)
37	Dave Philley (SW)
36	Jason Michaels
35	John Briggs (LH)
35	Del Unser (LH)
34	Kevin Sefcik
34	Cy Williams (LH)
33	Wes Covington (LH)
33	Ross Gload (LH)

MOST PINCH HITS, SEASON

22	Greg Dobbs (LH), 2008
20	Roy (Doc) Miller, 1913 (LH)
19	Greg Gross, 1982 (LH)
18	Rene Monteagudo, 1945 (LH)
	Dave Philley, 1958 (SW)
	Ross Gload, 2011 (LH)
17	Tony Taylor, 1974
16	Mike Rogodzinski, 1973 (LH)
	Ricky Jordan, 1993
	David Dellucci, 2006 (LH)
15	Harry McCurdy, 1933 (LH)
	Schoolboy Rowe, 1943
	Dave Philley, 1959 (LH)
	Greg Gross, 1987 (LH)
	Kevin Jordan, 1998
	Ross Gload, 2010 (LH)

PINCH HITTING

TEAM TOTALS

TEAM LEADER, AVERAGE«

AVG	AB	H	HR	RBI	Year	Player(s)	AVG	AB	H	HR	RBI
.230	243	56	1	23	1988	Tommy Barrett	.381	21	8	0	2
.199	286	57	3	30	1989	Randy Ready	.263	19	5	1	3
.211	246	52	4	29	1990	Randy Ready	.267	45	12	0	5
.241	245	59	2	33	1991	Jim Lindeman	.361	36	13	0	2
.233	219	51	4	26	1992	Jim Lindeman	.400	20	8	1	5
.253	198	50	2	26	1993	Milt Thompson	.320	25	8	0	3
.272	147	40	3	27	1994	Pete Incaviglia	.350	20	7	1	3
.233	215	50	7	37	1995	Tony Longmire	.303	33	19	3	11
.216	213	46	5	26	1996	Ruben Amaro Jr.	.387	31	12	1	10
.183	246	45	3	26	1997	Kevin Sefcik	.316	19	6	0	0
.232	224	52	5	30	1998	Kevin Jordan	.278	54	15	2	10
.255	204	52	5	29	1999	Alex Arias	*.545	22	12	0	9
.199	231	46	2	19	2000	Brian R. Hunter	.225	40	9	1	4
.242	198	48	6	37	2001	Brian L. Hunter	.364	33	12	2	9
.220	209	46	5	30	2002	Doug Glanville	.350	20	7	0	2
.244	213	52	5	23	2003	Tyler Houston	.448	29	13	0	8
.240	225	54	9	35	2004	Chase Utley	.355	31	11	3	10
.233	227	53	4	37	2005	Endy Chavez	.250	44	11	0	5
.209	273	57	3	29	2006	David Dellucci	.267	60	16	1	11
.230	230	53	9	*57	2007	Jayson Werth	.353	17	6	2	5
.253	253	*64	*9	41	2008	Pedro Feliz	.438	16	7	1	5
.186	237	44	*9	36	2009	Matt Stairs	.210	62	13	*5	15
.188	240	45	8	31	2010	Ben Francisco	.282	39	11	0	7
.236	229	54	4	27	2011	Ben Francisco	.269	26	7	0	4
.206	238	49	5	23	2012	John Mayberry Jr.	.304	23	7	0	1
.222	234	52	4	29	2013	Kevin Frandsen	.250	56	14	1	10
.182	220	40	5	27	2014	John Mayberry Jr.	.391	23	9	3	11
.251	231	58	*10	39	2015	Jeff Francoeur	.367	30	11	1	11
.157	235	37	4	22	2016	Ryan Howard	.211	19	4	0	3
						Jimmy Paredes	.211	38	8	1	5
.255	208	53	4	26	2017	Cameron Perkins	.333	18	6	1	2
.208	260	54	5	32	2018	Nick Williams	.357	28	10	3	8
.203	286	58	9	26	2019	Phil Gosselin	.313	32	10	0	3
.300	40	12	0	6	2020	Adam Haseley+	.400	5	2	0	2
.188	239	45	5	25	2021	Ronald Torreyes	.412	17	7	1	6
.289	76	22	3	11	2022	Matt Vierling	.273	11	3	1	1
.228	79	18	4	12	2023	Josh Harrison	.167	12	2	0	1

HITTING

* League leader; # Tied for league lead; « Min. 16 AB through 2021 except where noted; min. 10 AB since; + Min. 5 AB due to shortened season

PINCH HOMERS, CAREER

There have been 394 pinch homers hit in Phillies history by 219 players:

- 9 Cy Williams
- 7 Greg Dobbs, Ricky Ledee, Matt Stairs
- 6 Gavy Cravath, Ryan Howard, Kevin Jordan, Rick Joseph, John Mayberry Jr., Del Unser
- 5 Gene Freese, Bill Nicholson, Chase Utley
- 4 Bob Bowman, Ollie Brown, Johnny Callison, Dave Hollins, Wally Post, Rip Repulski
- 3 Luis Aguayo, Andrés Blanco, Rob Ducey, Ross Gload, Jeff Grotewold, Von Hayes, Tommy Hutton, Dave Johnson, Deron Johnson, Tony Longmire, Stan Lopata, Jerry Martin, Len Matuszek, Jason Michaels, Brad Miller, Darin Ruf, John Russell, Tony Taylor, Shane Victorino, Nick Williams
- 2 49 players
- 1 131 players

PINCH HOMERS, CONSECUTIVE AT-BATS

- 3 Del Unser 6/30, 7/5, 7/10/1979
- 2 Cy Williams 6/2, 6/6/1928
- Lefty O'Doul 9/9, 9/13/1930
- Rip Repulski 8/22, 8/24/1958
- Gene Freese 4/18, 4/23/1959
- Jerry Martin 5/18, 5/26/1978
- Jeff Grotewold 7/7 (game 2), 7/8/1992

PINCH HITTING

YEARLY LEADERS IN PINCH HITS

Year	PH	Player	Year	PH	Player	Year	PH	Player
1883-91		No player had a PH	1928	7	Cy Williams	1975	11	Tommy Hutton
1892	1	Charlie Reilly*	1929	9	Cy Williams	1976	9	Ollie Brown
1893	2	John Sharrott*	1930	8	Harry McCurdy	1977	10	Tommy Hutton
1894	2	Mike Grady*		8	Tripp Sigman	1978	9	Jose Cardenal
1895	2	Tuck Tucker*		8	Cy Williams	1979	14	Del Unser
1896	1	Ed Delahanty	1931	7	Harry McCurdy		14	Greg Gross
	1	Bill Hulen	1932	5	Fred Brickell	1980	12	Del Unser
1897	1	Jack Boyle	1933	15	Harry McCurdy*	1981	6	Greg Gross
	1	Kid Carsey	1934	7	Harvey Hendrick	1982	19	Greg Gross*
	1	Jack Clements	1935	5	Al Todd	1983	11	Joe Lefebvre
	1	Billy Nash	1936	8	Jimmy Wilson	1984	13	Greg Gross
	1	Al Orth	1937	7	Earl Browne	1985	7	Greg Gross
1898	2	Al Orth		7	Johnny Moore		7	Derrell Thomas
1899	2	Pearce Chiles	1938	5	Cap Clark	1986	13	Greg Gross
	2	Ed Delahanty	1939	8	Emmett Mueller	1987	15	Greg Gross
	2	Nap Lajoie	1940	4	Herschel Martin	1988	13	Greg Gross
1900	1	Klondike Douglass		4	Emmett Mueller	1989	11	Curt Ford
1901	1	Jack Dunn		4	Bennie Warren	1990	12	Randy Ready
	1	Al Orth	1941	5	Chuck Klein	1991	13	Jim Lindeman
	1	Rabbit Slagle		5	John Rizzo	1992	13	Jeff Grotewold
1902	2	Fred Jacklitsch	1942	5	Earl Naylor	1993	16	Ricky Jordan
1903	3	Red Dooin	1943	15	Schoolboy Rowe*	1994	8	Tony Longmire
	3	Frank Roth	1944	8	Coaker Triplett	1995	12	Gary Varsho
1904	4	Frank Roth*	1945	18	Rene Monteagudo*	1996	12	Ruben Amaro
1905	3	Red Dooin	1946	8	Lou Novikoff	1997	13	Kevin Jordan
	3	Hugh Duffy	1947	9	Charlie Gilbert	1998	15	Kevin Jordan
	3	Otto Krueger	1948	7	Bama Rowell	1999	14	Kevin Sefcik
1906	1	Jerry Donovan		7	Harry Walker	2000	14	Rob Ducey
	1	Red Dooin	1949	7	Buddy Blattner	2001	12	Brian L. Hunter
	1	John Lush	1950	12	Dick Whitman*	2002	11	Jason Michaels
	1	John Titus	1951	11	Bill Nicholson	2003	13	Tyler Houston
	1	Joe Ward	1952	8	Bill Nicholson	2004	11	Chase Utley
1907	7	Wilfred Osborn*	1953	7	Connie Ryan	2005	11	Endy Chavez
1908	3	Ernie Courtney		7	Eddie Waitkus	2006	16	David Dellucci
1909	5	Joe Ward	1954	6	Smoky Burgess	2007	14	Greg Dobbs
1910	3	Red Dooin	1955	9	Glen Gorbous	2008	22	Greg Dobbs*
	3	Jimmy Walsh	1956	14	Frank Baumholtz*	2009	13	Matt Stairs
1911	4	John Titus	1957	7	Ron Northey	2010	15	Ross Gload
1912	7	Roy Miller	1958	18	Dave Philley*	2011	18	Ross Gload*
1913	20	Roy Miller*	1959	15	Dave Philley	2012	7	John Mayberry Jr.
1914	10	Josh Devore	1960	12	Clay Dalrymple	2013	14	Kevin Frandsen*
1915	3	Dode Paskert	1961	6	Tony Gonzalez	2014	9	John Mayberry Jr.
	3	Bud Weiser	1962	9	Wes Covington	2015	11	Jeff Francoeur
1916	6	Claude Cooper	1963	8	Wes Covington	2016	8	Jimmy Paredes
1917	5	Frank Schulte	1964	7	John Herrnstein	2017	9	Daniel Nava
1918	8	Mike Fitzgerald*	1965	8	Alex Johnson	2018	10	Nick Williams
1919	6	Gavvy Cravath	1966	12	Doug Clemens	2019	10	Phil Gosselin
1920	12	Gavvy Cravath*	1967	11	Doug Clemens	2020	2	Jay Bruce
1921	9	Bevo LeBoureau	1968	11	Rick Joseph		2	Phil Gosselin
1922	4	Bevo LeBoureau	1969	4	Terry Harmon		2	Adam Haseley
1923	6	Clarence Mitchell	1970	11	Rick Joseph		2	Neil Walker
1924	7	Butch Henline	1971	7	Byron Browne	2021	14	Brad Miller
1925	6	Russ Wrightstone	1972	8	Tommy Hutton	2022	4	Johan Camargo
1926	6	Wayland Dean	1973	16	Mike Rogodzinski*	2023	3	Brandon Marsh
1927	7	Jack Scott	1974	17	Tony Taylor			

* League leader

MOST PINCH HOMERS, SEASON – PLAYER

- 5 Gene Freese (1959), Matt Stairs (2009)
- 4 Rip Repulski (1958), Del Unser (1979)
- 3 Cy Williams (1928), Bill Nicholson (1952), Bob Bowman (1958), Wally Post (1958), Rick Joseph (1970), Jerry Martin (1978), Len Matuszek (1984), Dave Hollins (1990)*, Jeff Grotewold (1992), Tony Longmire (1995), Ricky Ledee (2014), Chase Utley (2004), Ross Gload (2010), John Mayberry Jr. (2014), Nick Williams (2018)

* Hit one from each side of the plate

MOST PINCH HOMERS, SEASON – TEAM

- 11 1958
- 10 1984, 2015
- 9 1959, 1974, 2004, 2007, 2008, 2009, 2019

SEASON LEADERS

.300 BATTING AVERAGE

Minimum 400 AB

1900	Flick (LH)	.378
	Lajoie	.346
	Delahanty	.323
	Thomas (LH)	.316
1901	Delahanty	.354
	Flick (LH)	.336
	Thomas (LH)	.309
1903	Thomas (LH)	.327
	Keister	.320
	Wolverton	.308
1905	Thomas (LH)	.317
	Titus (LH)	.308
1907	Magee	.328
1908	Bransfield	.304
1910	Magee	*.331
	Bates (LH)	.305
1911	Luderus (LH)	.301
1912	Paskert	.315
	Magee	.306
1913	Cravath	.341
	Magee	.306
	Robert	.300
1914	Becker (LH)	.325
	Magee	.314
1915	Luderus (LH)	.315
1919	Meusel	.305
1920	C. Williams (LH)	.325
	Meusel	.309
1921	C. Williams (LH)	.320
1922	Walker (LH)	.337
	C. Lee	.322
	Henline	.316
	C. Williams (LH)	.308
1923	Tierney	.317
	Mokan	.313
	Holke	.311
1924	C. Williams (LH)	.328
	Holke	.300
1925	Harper (LH)	.349
	Fonseca	.319
1926	Leach (LH)	.329
	Mokan	.303
1927	Leach (LH)	.306
	Wrightstone (LH)	.306
	F. Thompson	.303
1928	Leach (LH)	.304
	Whitney	.301
1929	O'Doul (LH)	*.398
	Klein (LH)	.356
	Whitney	.327
	F. Thompson	.324
	Hurst (LH)	.304
	Frilberg (LH)	.301
1930	Klein (LH)	.386
	O'Doul (LH)	.383
	Whitney	.342
1931	Klein (LH)	.337
	Arlett	.313
	Hurst (LH)	.305
1932	Klein (LH)	.348
	Hurst (LH)	.339
	S. Davis	.336
	K. Davis	.309
	Bartell	.308
	Lee	.303
1933	Klein (LH)	*.368
	S. Davis	.349
	Fullis	.309

1934	Moore (LH)	.343
	E. Allen	.330
	Bartell	.310
	Chiozza (LH)	.304
1935	Moore (LH)	.323
	E. Allen	.307
1936	Moore	.328
	Camilli (LH)	.315
	Klein (LH)	.309
1937	Whitney	.341
	Camilli (LH)	.339
	Klein (LH)	.325
1939	Arnovich	.324
1941	Etten (LH)	.311
	Litwhiler	.305
1945	Wasdell	.300
1946	Ennis	.313
1947	Walker (LH)	*.363
1948	Ashburn (LH)	.333
1949	Ennis	.302
1950	Ennis	.311
	Ashburn (LH)	.303
1951	Ashburn (LH)	.344
1953	Ashburn (LH)	.330
1954	Ashburn (LH)	.313
1955	Ashburn (LH)	*.338
1956	Ashburn (LH)	.303
1958	Ashburn (LH)	*.350
	H. Anderson (LH)	.301
1962	Demeter	.307
	Gonzalez (LH)	.302
	Callison (LH)	.300
1963	Gonzalez (LH)	.306
1964	Allen	.318
1965	Rojas	.303
	Allen	.302
1966	Allen	.317
1967	Gonzalez (LH)	.339
	Allen	.307
1970	Taylor	.301
1974	Montanez (LH)	.304
	Cash	.300
1975	Bowa (SW)	.305
	Cash	.305
	Luzinski	.300
1976	Maddox	.330
	Johnstone (LH)	.318
	Luzinski	.304
1977	McBride (LH)	.316
	Luzinski	.309
1979	Rose (SW)	.331
1980	McBride (LH)	.309
1981	Rose (SW)	.325
	Schmidt	.316
	Matthews	.301
	(min. 350 AB due to strike)	
1986	V. Hayes (LH)	.305
1987	Thompson (LH)	.302
1989	Dykstra (LH)	.325
1992	Kruk (LH)	.323
1993	Kruk (LH)	.316
	Dykstra (LH)	.305
1995	Jefferies (SW)	.306
1998	Abreu (LH)	.312
1999	Abreu (LH)	.335
	Glanville	.325
	Lieberthal	.300
2000	Abreu (LH)	.316
2002	Abreu (LH)	.308
2003	Lieberthal	.313
	Byrd	.303
	Abreu (LH)	.300
2004	Abreu (LH)	.301

2006	Howard (LH)	.313
	Utley (LH)	.309
2007	Utley (LH)	.332
	Rowand	.309
2014	Revere (LH)	.306
2021	Harper (LH)	.309

650 AT-BATS

1932	Klein (LH)	.650
1949	Ashburn (LH)	*.662
	Hamner	*.662
1964	Callison (LH)	.654
1971	Bowa (SW)	*.650
1974	Cash	*.687
	Bowa (SW)	.669
1975	Cash	*.699
1976	Cash	*.666
1978	Bowa (SW)	.654
1980	Rose (SW)	.655
1984	Samuel	*.701
1985	Samuel	*.663
1987	Samuel	*.655
1998	Glanville	*.678
2001	Rollins (SW)	*.656
2004	Rollins (SW)	.657
2005	Rollins (SW)	.677
2006	Rollins (SW)	.689
	Utley (LH)	.658
2007	Rollins (SW)	*.716
2009	Rollins (SW)	*.672

200 HITS

1893	S. Thompson (LH)	*222
	Delahanty	.219
1894	Hamilton (LH)	.223
	Cross	.204
1895	S. Thompson (LH)	.211
	Hamilton (LH)	.201
1897	Delahanty	.200
1898	Lajoie	.200
1899	Delahanty	*.234
1900	Flick (LH)	.207
1929	O'Doul (LH)	*.254
	Klein (LH)	.219
	F. Thompson	.202
	Whitney	.200
1930	Klein (LH)	.250
	Whitney	.207
	O'Doul (LH)	.202
1931	Klein (LH)	.200
1932	Klein (LH)	*.226
1933	Klein (LH)	*.223
	Fullis	.200
1951	Ashburn (LH)	*.221
1953	Ashburn (LH)	*.205
1958	Ashburn (LH)	*.215
1964	Allen	.201
1974	Cash	.206
1975	Cash	*.213
1979	Rose (SW)	.208
1999	Glanville	.204
2006	Utley (LH)	.203
2007	Rollins (SW)	.212

150 SINGLES

1892	Hamilton (LH)	.152
1893	S. Thompson (LH)	.161
1894	Hamilton (LH)	.179
	Cross	.154
1895	Hamilton (LH)	.167
1897	Cooley (LH)	.155

1898	Cooley (LH)	.156
1899	Thomas (LH)	.162
	Delahanty	.160
1900	Thomas (LH)	.161
1905	Thomas (LH)	.161
1929	O'Doul (LH)	*.181
	F. Thompson	.154
1930	Whitney	.153
*1933	Fullis	.162
1934	Bartell	.153
1949	Ashburn (LH)	.158
1951	Ashburn (LH)	*.181
1953	Ashburn (LH)	*.169
1954	Ashburn (LH)	.150
1956	Ashburn (LH)	.153
1957	Ashburn (LH)	*.152
1958	Ashburn (LH)	*.176
1974	Cash	*.167
	Bowa (SW)	.154
1975	Cash	*.166
1976	Cash	.162
1978	Bowa (SW)	*.153
1979	Rose (SW)	*.159
2014	Revere (LH)	*.162

40 DOUBLES

1890	S. Thompson (LH)	*41
1895	Delahanty	*.49
	S. Thompson (LH)	.45
1896	Delahanty	*.44
1897	Delahanty	.40
1898	Lajoie	*.40
1899	Delahanty	*.56
1916	Niehoff	*.42
1929	Klein (LH)	.45
	Whitney	.43
	F. Thompson	.41
1930	Klein (LH)	*.59
	Whitney	.41
1931	Bartell	.43
1932	Klein (LH)	.50
	Bartell	.48
	Lee	.42
	Hurst (LH)	.41
1933	Klein (LH)	*.44
1934	E. Allen	*.42
1935	E. Allen	.46
1948	Ennis	.40
1966	Callison (LH)	*.40
1975	Cash	.40
1979	Rose (SW)	.40
1980	Rose (SW)	*.42
1986	V. Hayes (LH)	*.46
1992	Duncan	.40
1993	Dykstra (LH)	.44
1997	Morandini (LH)	.40
1998	Rolen	.45
2000	Abreu (LH)	.42
2001	Abreu (LH)	.48
2002	Abreu (LH)	.50
2003	Rollins (SW)	.42
2004	Abreu (LH)	.47
	Rollins (SW)	.43
2006	Rollins (SW)	.45
	Utley (LH)	.40
2007	Utley (LH)	.48
	Rowand	.45
2008	Utley (LH)	.41
2009	Rollins (SW)	.43
2010	Werth	*.46
2017	Herrera (LH)	.42
2021	Harper (LH)	.42

SEASON LEADERS

15 TRIPLES

1886	Wood (LH)	15
1887	Wood (LH)	19
1889	Fogarty	17
1892	Delahanty	*21
1893	Delahanty	18
1894	S. Thompson (LH)	27
	Delahanty	16
	Hamilton (LH)	15
1895	S. Thompson (LH)	21
1896	Delahanty	17
1897	Lajoie	25
	Delahanty	15
1900	Flick (LH)	16
1901	Flick (LH)	17
	Delahanty	16
1905	Magee	17
1908	Magee	16
1910	Magee	17
1917	Cravath	16
1932	Klein (LH)	15
1947	Walker (LH)	*16
1965	Callison (LH)	*16
1984	Samuel	*19
1987	Samuel	*15
2007	Rollins (SW)	*20
2011	Victorino (SW)	#16

30 HOME RUNS

1923	C. Williams (LH)	*41
1927	C. Williams (LH)	*30
1929	Klein (LH)	*43
	O'Doul (LH)	32
	Hurst (LH)	31
1930	Klein (LH)	40
1931	Klein (LH)	*31
1932	Klein (LH)	*38
1948	Ennis	30
1950	Ennis	31
1956	Lopata	32
1964	Callison (LH)	31
1965	Callison (LH)	32
1966	Allen	40
1968	Allen	33
1969	Allen	32
1971	D. Johnson	34
	Montanez (LH)	30
1974	Schmidt	*36
1975	Schmidt	*38
	Luzinski	34
1976	Schmidt	*38
1977	Luzinski	39
	Schmidt	38
1978	Luzinski	35
1979	Schmidt	45
1980	Schmidt	*48
1981	Schmidt	*31
1982	Schmidt	35
1983	Schmidt	*40
1984	Schmidt	*36
1985	Schmidt	33
1986	Schmidt	*37

1987	Schmidt	35
1996	Santiago	30
1998	Rolen	31
1999	Lieberthal	31
2001	Abreu (LH)	31
2002	Burrell	37
2003	Thome (LH)	*47
2004	Thome (LH)	42
	Abreu (LH)	30
2005	Burrell	32
2006	Howard (LH)	*58
	Utley (LH)	32
2007	Howard (LH)	47
	Burrell	30
	Rollins (SW)	30
2008	Howard (LH)	48
	Burrell	33
	Utley (LH)	33
2009	Howard (LH)	45
	Werth	36
	Ibañez (LH)	34
	Utley (LH)	31
2010	Howard (LH)	31
2011	Howard (LH)	33
2018	Hoskins	34
2019	Harper (LH)	35
2021	Harper (LH)	35
2022	Schwarber (LH)	46
	Hoskins	30
2023	Schwarber (LH)	47

75 EXTRA-BASE HITS

1895	S. Thompson (LH)	84
1929	Klein (LH)	94
1930	Klein (LH)	107
1931	Klein (LH)	75
1932	Klein (LH)	103
1933	Klein (LH)	79
1949	Ennis	75
1964	Allen	80
1966	Allen	75
1975	Schmidt	75
1977	Luzinski	77
	Schmidt	76
1980	Schmidt	81
1987	Samuel	80
1998	Rolen	80
2000	Abreu (LH)	77
2001	Abreu (LH)	83
2002	Burrell	78
	Abreu (LH)	76
2003	Thome (LH)	80
2004	Abreu (LH)	78
2006	Howard (LH)	84
	Rollins (SW)	79
	Utley (LH)	76
2007	Rollins (SW)	88
	Utley (LH)	75
2008	Rollins (SW)	78
	Utley (LH)	78
2009	Howard (LH)	86
2010	Werth	75
2021	Harper (LH)	78

325 TOTAL BASES

1893	Delahanty	*347
1895	S. Thompson (LH)	*352
1899	Delahanty	*335
1929	Klein (LH)	405
	O'Doul (LH)	397
1930	Klein (LH)	*445
1931	Klein (LH)	*347
1932	Klein (LH)	*420
1933	Klein (LH)	*365
1950	Ennis	328
1964	Allen	*352
1966	Allen	331
1977	Luzinski	329
1980	Schmidt	*342
1987	Samuel	329
2003	Thome (LH)	331
2006	Howard (LH)	*383
	Utley (LH)	347
	Rollins (SW)	329
2007	Rollins (SW)	380
2008	Howard (LH)	331
	Utley (LH)	325
2009	Howard (LH)	352

100 RBI

1889	S. Thompson (LH)	111
1890	S. Thompson (LH)	102
1892	S. Thompson (LH)	104
1893	Delahanty	*146
	S. Thompson (LH)	126
1894	S. Thompson (LH)	141
	Delahanty	131
	Cross	125
1895	S. Thompson (LH)	*165
	Delahanty	106
	Cross	101
1896	Delahanty	*126
	S. Thompson (LH)	100
1897	Lajoie	127
1898	Lajoie	*127
1899	Delahanty	*137
1900	Flick (LH)	*110
	Delahanty	109
1901	Delahanty	108
1910	Magee	*123
1913	Cravath	*128
1914	Magee	*103
	Cravath	100
1915	Cravath	*115
1923	C. Williams (LH)	114
1928	Whitney	103
1929	Klein (LH)	145
	Hurst (LH)	125
	O'Doul (LH)	122
	Whitney	115
1930	Klein (LH)	170
	Whitney	117
1931	Klein (LH)	*121
1932	Hurst (LH)	*143
	Klein (LH)	137
	Whitney	124

1933	Klein (LH)	*120
1936	Camilli (LH)	102
1944	Northy (LH)	104
1949	Ennis	110
1950	Ennis	*126
1952	Ennis	107
1953	Ennis	125
1954	Ennis	119
1955	Ennis	120
1962	Demeter	107
1964	Callison (LH)	104
1965	Callison (LH)	101
1966	Allen	110
	White (LH)	103
1974	Schmidt	116
1975	Luzinski	*120
1976	Schmidt	107
1977	Luzinski	130
	Schmidt	101
1978	Luzinski	101
1979	Schmidt	114
1980	Schmidt	*121
1983	Schmidt	109
1984	Schmidt	*106
1985	Wilson	102
1986	Schmidt	*119
1987	Samuel	113
	Samuel	100
1992	Daulton (LH)	*109
1993	Daulton (LH)	105
1998	Rolen	110
	Brogna (LH)	104
1999	Brogna (LH)	102
2001	Abreu (LH)	110
	Rolen	107
2002	Burrell	116
2003	Thome (LH)	131
	Abreu (LH)	101
2004	Abreu (LH)	105
	Thome (LH)	105
2005	Burrell	117
	Utley (LH)	105
	Abreu (LH)	102
2006	Howard (LH)	*149
	Utley (LH)	102
2007	Howard (LH)	136
	Utley (LH)	103
2008	Howard (LH)	146
	Utley (LH)	104
2009	Howard (LH)	#141
2010	Howard (LH)	108
2011	Howard (LH)	116
2019	Harper (LH)	114
2023	Castellanos	106
	Schwarber (LH)	104

SEASON LEADERS

100 RUNS SCORED

Since 1900

1900	Thomas (LH)	*134
	Slagle (LH)	115
	Flick (LH)	106
1901	Flick (LH)	111
	Delahanty	106
	Thomas (LH)	102
1905	Thomas (LH)	118
	Magee	100
1910	Magee	*110
1912	Paskert	102
1922	C. Walker (LH)	102
1924	C. Williams (LH)	101
1929	O'Doul (LH)	152
	Klein (LH)	126
	F. Thompson	115
	Hurst (LH)	100
1930	Klein (LH)	*158
	O'Doul (LH)	122
1931	Klein (LH)	*121
1932	Klein (LH)	*152
	Bartell	118
	Hurst (LH)	109
	G.K. Davis	100
1933	Klein (LH)	101
1934	Bartell	102
1936	Camilli (LH)	106
1937	Martin (SW)	102
	Camilli (LH)	101
1950	Waitkus (LH)	102
	Jones	100
1953	Ashburn (LH)	110
1954	Ashburn (LH)	111
1962	Callison (LH)	107
1963	Taylor	102
1964	Allen	*125
	Callison (LH)	101
1966	Allen	112
1974	Schmidt	108
1975	Cash	111
1976	Schmidt	112
1977	Schmidt	114
1979	Schmidt	109
1980	Schmidt	104
1982	Schmidt	108
1983	Schmidt	104
1984	Samuel	105
1985	Samuel	101
1986	V. Hayes (LH)	*107
1987	Samuel	113
1990	Dykstra (LH)	106
1992	Hollins (SW)	104
1993	Dykstra (LH)	*143
	Hollins (SW)	104
	Kruk (LH)	100
1998	Rolen	120
	Glanville	106
1999	Abreu (LH)	118
	Gant	107
	Glanville	101
2000	Abreu (LH)	103
2001	Abreu (LH)	118
2002	Abreu (LH)	102
2003	Thome (LH)	111
2004	Rollins (SW)	119
	Abreu (LH)	118

2005	Rollins (SW)	115
	Abreu (LH)	104
2006	Utley (LH)	*131
	Rollins (SW)	127
	Howard (LH)	104
2007	Rollins (SW)	*139
	Rowand	105
	Utley (LH)	104
2008	Utley (LH)	113
	Howard (LH)	105
	Victorino (SW)	102
2009	Utley (LH)	112
	Howard (LH)	105
	Victorino (SW)	102
	Rollins (SW)	100
2010	Werth	106
2012	Rollins (SW)	102
2021	Harper (LH)	101
2022	Schwarber (LH)	100
2023	Schwarber (LH)	108
	Turner	102

100 WALKS

1891	Hamilton (LH)	*102
1892	Connor (LH)	116
1894	Hamilton (LH)	*126
1899	Thomas (LH)	115
1900	Thomas (LH)	*115
1901	Thomas (LH)	*100
1902	Thomas (LH)	*107
1903	Thomas (LH)	*107
1904	Thomas (LH)	*102
1906	Thomas (LH)	*107
1936	Camilli (LH)	116
1954	Ashburn (LH)	*125
1955	Ashburn (LH)	105
1974	Schmidt	106
1975	Schmidt	101
1976	Schmidt	100
1977	Schmidt	104
1978	Luzinski	100
1979	Schmidt	*120
1982	Schmidt	*107
1983	Schmidt	*128
1987	V. Hayes (LH)	121
1989	V. Hayes (LH)	101
1993	Dykstra (LH)	*129
	Daulton (LH)	117
	Kruk (LH)	111
1999	Abreu (LH)	109
2000	Abreu (LH)	100
2001	Abreu (LH)	106
2002	Abreu (LH)	104
2003	Thome (LH)	111
	Abreu (LH)	109
2004	Abreu (LH)	127
	Thome (LH)	104
2005	Abreu (LH)	117
2006	Howard (LH)	108
2007	Burrell	114
	Howard (LH)	107
2008	Burrell	102
2018	Santana (SW)	110
2019	Hoskins	*116
2021	Harper (LH)	100
2023	Schwarber (LH)	126

35 STOLEN BASES

1900	Thomas	37
	Flick	35
1905	Magee	48
1906	Magee	55
1907	Magee	46
1908	Magee	40
1909	Magee	38
1910	Magee	49
1911	Lobert	40
1912	Paskert	36
1913	Lobert	41
1974	Bowa	39
1982	Dernier	42
1983	Dernier	35
1984	Samuel	72
	Hayes	48
1985	Samuel	53
1986	Samuel	42
1987	Thompson	46
	Samuel	35
1993	Dykstra	37
2001	Rollins	*46
	Abreu	36
2004	Abreu	40
2005	Rollins	41
2006	Rollins	36
2007	Rollins	41
	Victorino	37
2008	Rollins	47
	Victorino	36
2012	Pierre	37
2014	Revere	49

400 ON-BASE PCT Since 1900 (min. 400 PA)

1900	Flick451
	Thomas (LH)451
1901	Thomas (LH)437
	Delahanty430
	Flick401
1902	Thomas (LH)	*.414
1903	Thomas (LH)	*.453
1904	Thomas (LH)417
1905	Thomas (LH)419
1910	Magee	*.445
1912	Paskert420
1913	Cravath407
1914	Cravath402
1922	C. Walker (LH)400
1923	Mokan401
1924	Williams (LH)403
1929	O'Doul (LH)	*.466
	Klein (LH)407
1930	O'Doul (LH)453
	Klein (LH)437
	Hurst (LH)401
1932	Hurst (LH)412
	Klein (LH)404
	Davis400
1933	Klein (LH)	*.422
1936	Camilli (LH)441
1937	Camilli (LH)	*.446
1938	Weintraub (LH)422
1941	Etten (LH)404
1947	Walker (LH)443

1948	Ashburn (LH) ...	410
1950	Seminick	400
1954	Ashburn (LH) ...	*.441
1955	Ashburn (LH) ...	*.449
1958	Ashburn (LH)	*.440
1967	Allen	*.404
1979	Rose (SW)	*.418
1981	Schmidt	*.435
1982	Schmidt	*.403
1987	V. Hayes (LH)404
1990	Dykstra (LH) ...	*.418
1992	Kruk (LH)423
1993	Kruk (LH)430
	Dykstra (LH)420
1994	Dykstra (LH)404
	(min. 350 PA due to strike)	
1998	Abreu (LH)409
1999	Abreu (LH)446
2000	Abreu (LH)416
2002	Abreu (LH)413
2003	Abreu (LH)409
2004	Abreu (LH)428
2005	Abreu (LH)405
2006	Abreu (LH)427
	Howard (LH)425
2007	Utley (LH)410
2021	Harper (LH)	*.429
2023	Harper (LH)401

1,000 OPS Since 1910 (min. 400 PA)

1929	O'Doul (LH)	1.088
	Klein (LH)	1.065
1930	Klein (LH)	1.124
	O'Doul (LH)	1.057
1932	Klein (LH)	*1.050
1933	Klein (LH)	*1.025
1936	Camilli (LH)	1.018
1937	Camilli (LH)	1.034
1966	Allen	*1.027
1980	Schmidt	*1.004
1981	Schmidt	*1.080
2006	Howard (LH) ...	1.084
2021	Harper (LH) ...	*1.044

* League leader
Tied for league lead
(LH) Left-handed batter
(SW) Switch-hitter

Note: See Yearly Batting Leaders in this section for more information.

YEARLY BATTING LEADERS

YEAR	GAMES	AT-BATS	RUNS	HITS
1883	Farrar 99	Purcell 425	Purcell 70	Purcell 114
1884	Farrar 111	McClellan 450	Andrews 74	McClellan 116
1885	Farrar/Fogarty 111	Manning 445	Andrews 77	Mulvey 119
1886	Farrar 118	G. Wood 450	Andrews 93	G. Wood 123
1887	Fogarty 126	Fogarty 495	G. Wood 118	Andrews 151
1888	Farrar 131	Andrews 528	Andrews 75	Andrews 126
1889	Farrar 130	Mulvey 544	Fogarty 107	S. Thompson 158
1890	Allen 133	S. Thompson 509	Hamilton 133	S. Thompson #172
1891	Myers 135	S. Thompson 550	Hamilton *141	Hamilton *179
1892	Connor 155	S. Thompson 609	Hamilton 132	S. Thompson 186
1893	Delahanty/Hallman 132	S. Thompson *600	Delahanty 145	S. Thompson *222
1894	Hamilton 131	Hamilton 559	Hamilton *196	Hamilton 223
1895	Boyle 133	Boyle *565	Hamilton *166	S. Thompson 211
1896	Delahanty 123	S. Thompson 517	Delahanty 131	Delahanty 198
1897	Cooley 133	Cooley *566	Cooley 124	Delahanty 200
1898	Cooley/Cross 149	Cooley 629	Cooley 123	Lajoie 200
1899	M. Cross 154	Lauder 583	Thomas 137	Delahanty *234
1900	Slagle 141	Slagle 574	Thomas *134	Flick 207
1901	M. Cross 139	two with 542	Flick 111	Delahanty 192
1902	Barry/Thomas 138	S. Barry 543	Thomas 89	S. Barry 156
1903	Barry/Hulswitt 138	S. Barry 550	Thomas 88	Thomas 156
1904	Gleason 153	Gleason 587	Thomas 92	Gleason 161
1905	three with 155	Gleason 608	Thomas 118	Magee 180
1906	Doolan/Magee 154	Magee 563	Thomas 81	Magee 159
1907	Doolan/Titus 145	Titus 523	Magee 75	Magee 165
1908	Osborn 152	Grant *598	Magee 79	Bransfield 160
1909	Grant 154	Grant *631	Grant 75	Grant 170
1910	Magee 154	Grant 579	Magee *110	Magee 172
1911	Paskert 153	Paskert 560	Knabe 99	Luderus 166
1912	Luderus 148	Luderus 572	Paskert 102	Paskert 170
1913	Luderus 155	Luderus 588	Lobert 98	Cravath *179
1914	Cravath 149	Magee 544	Magee 96	Magee *171
1915	Bancroft 153	Bancroft 563	Cravath *89	Luderus 157
1916	Paskert 149	Paskert 555	Paskert 82	Paskert 155
1917	Luderus 154	Whitted 553	Paskert 78	Whitted 155
1918	Luderus 125	Bancroft 499	Bancroft 69	Luderus 135
1919	Luderus 138	Meusel 521	Meusel 65	Meusel 159
1920	C. Williams 148	C. Williams 590	C. Williams 88	C. Williams 192
1921	C. Williams 146	C. Williams 562	C. Williams 67	C. Williams 180
1922	C. Williams 151	C. Williams 584	Walker 102	Walker 196
1923	Holke 147	Holke 562	C. Williams 98	Holke 175
1924	Holke/Williams 148	Holke 563	C. Williams 101	C. Williams 183
1925	Sand 148	Sand 496	Harper 86	Harper 173
1926	Sand 149	Sand 567	Sand 99	Leach 162
1927	F. Thompson 153	F. Thompson 597	Sand 87	F. Thompson 181
1928	F. Thompson 152	F. Thompson 634	F. Thompson 99	F. Thompson 182
1929	three with 154	O'Doul 638	O'Doul 152	O'Doul *254
1930	Klein 156	Klein 648	Klein *158	Klein 250
1931	Klein 148	Klein 594	Klein #121	Klein 200
1932	three with 154	Klein 650	Klein *152	Klein *226
1933	Bartell/Klein 152	Fullis 647	Klein 101	Klein *223
1934	Bartell 146	Bartell 604	Bartell 102	Allen 192
1935	Allen/Camilli 156	Allen 645	Allen 90	Allen 198
1936	Norris 154	Norris 581	Camilli 106	Chiozza 170
1937	Scharein 146	Martin 579	Martin 102	Whitney 166
1938	Arnovich 139	Arnovich 502	Martin 58	Martin 139
1939	May 135	Arnovich 491	Arnovich 68	Arnovich 159
1940	Mahan 146	Mahan 544	May 59	May 147

* League leader # Tied for league lead

YEARLY BATTING LEADERS

YEAR	GAMES	AT-BATS	RUNS	HITS
1941	Bragan 154	Litwhiler 590	Etten 78	Litwhiler180
1942	Litwhiler 151	Litwhiler 591	Litwhiler 59	Litwhiler160
1943	Northey 147	Northey 586	Northey 72	Northey163
1944	Lupien 153	Lupien 597	Adams 86	Lupien169
1945	Wasdell 134	Antonelli 504	Wasdell 65	Wasdell150
1946	Wyrostek 145	Wyrostek 545	Wyrostek 73	Ennis169
1947	Verban 155	Ennis 541	Walker 79	Walker181
1948	Ennis 152	Ennis 589	Ennis 86	Ennis171
1949	three with 154	Ashburn/Hamner...#662	Ennis 92	Ashburn.....188
1950	Hamner/Jones..... 157	Waitkus 641	Waitkus 102	Ennis180
1951	Ashburn 154	Ashburn 643	Ashburn 92	Ashburn.....*221
1952	Ashburn/Ryan 154	Ashburn 613	Ashburn 93	Ashburn.....173
1953	Ashburn 156	Ashburn 622	Ashburn 110	Ashburn.....*205
1954	Ashburn 153	Hamner 596	Ashburn 111	Hamner178
1955	Ennis/Jones 146	Ennis 564	Ashburn 91	Ashburn.....180
1956	Ashburn 154	Ennis 630	Lopata 96	Ashburn.....190
1957	Ashburn 156	Ashburn 626	Ashburn 93	Ashburn.....186
1958	Ashburn 152	Ashburn 615	Ashburn 98	Ashburn.....*215
1959	Ashburn 153	Ashburn 564	Ashburn 86	Ashburn.....150
1960	Herrera 145	Herrera 512	Taylor 66	Taylor145
1961	Callison 138	Callison 455	Callison 74	Callison121
1962	Callison 157	Taylor 625	Callison 107	Callison181
1963	Callison/Taylor 157	Taylor 640	Taylor 102	Taylor180
1964	Allen/Callison 162	Callison 654	Allen *125	Allen 201
1965	Allen 161	Allen/Callison 619	Allen/Callison..... 93	Allen187
1966	B. White 159	Rojas 626	Allen 112	Callison169
1967	Callison/Gonzalez 149	Callison 556	Allen 89	Gonzalez172
1968	Allen/Rojas 152	Rojas 621	Allen 87	Rojas144
1969	Hisle 145	Taylor 557	Allen 79	Taylor146
1970	Johnson 159	Johnson 574	Taylor 74	Johnson.....147
1971	Bowa 159	Bowa *650	Montanez 78	Bowa162
1972	Bowa/Money 152	Bowa 579	Bowa 67	Luzinski158
1973	Luzinski 161	Luzinski 610	Luzinski 76	Luzinski174
1974	three with 162	Cash *687	Schmidt 108	Cash 206
1975	Cash 162	Cash *699	Cash 111	Cash *213
1976	Cash/Schmidt 160	Cash *666	Schmidt 112	Cash189
1977	Bowa/Schmidt 154	Bowa 624	Schmidt 114	Bowa175
1978	Bowa 156	Bowa 654	Schmidt 93	Bowa192
1979	Rose 163	Rose 628	Schmidt 109	Rose 208
1980	Rose 162	Rose 655	Schmidt 104	Rose185
1981	Rose 107	Rose 431	Schmidt *78	Rose *140
1982	Matthews/Rose 162	Rose 634	Schmidt 108	Matthews173
1983	DeJesus 158	Schmidt 534	Schmidt 104	Schmidt136
1984	Samuel 160	Samuel *701	Samuel 105	Samuel191
1985	Samuel/Wilson 161	Samuel *663	Samuel 101	Samuel175
1986	Schmidt 160	V. Hayes 610	V. Hayes #107	V. Hayes187
1987	Samuel 160	Samuel *655	Samuel 113	Samuel178
1988	Samuel 157	Samuel 629	Bradley 77	Samuel153
1989	V. Hayes 154	Herr 561	V. Hayes 93	Herr161
1990	C. Hayes 152	Dykstra 590	Dykstra 106	Dykstra #192
1991	Murphy 153	Murphy 544	Kruk 84	Kruk158
1992	Hollins 156	Hollins 586	Hollins 104	Kruk164
1993	Dykstra 161	Dykstra *637	Dykstra *143	Dykstra *194
1994	Eisenreich 104	Duncan 347	Dykstra 68	Duncan 93
1995	C. Hayes 141	C. Hayes 529	Jefferies 69	Jefferies147
1996	Morandini 140	Morandini 539	Santiago 71	Morandini135
1997	Rolen 156	Rolen 561	Rolen 93	Morandini163
1998	Rolen 160	Glanville *678	Rolen 120	Glanville189
1999	Brogna 157	Glanville 628	Abreu 118	Glanville 204
2000	Abreu/Glanville 152	Glanville 637	Abreu 103	Abreu182

* League leader # Tied for league lead

YEARLY BATTING LEADERS

YEAR	GAMES	AT-BATS	RUNS	HITS
2001	Abreu #162	Rollins *656	Abreu 118	Rollins 180
2002	Abreu/Burrell 157	Rollins *637	Abreu 102	Abreu 176
2003	Thome 159	Rollins 628	Thome 111	Abreu 173
2004	Abreu 159	Rollins 657	Rollins 119	Rollins 190
2005	Abreu #162	Rollins 677	Rollins 115	Rollins 196
2006	Utley 160	Rollins 689	Utley *131	Utley 203
2007	Rollins #162	Rollins *716	Rollins *139	Rollins 212
2008	Howard #162	Howard 610	Utley 113	Utley 177
2009	Howard 160	Rollins *672	Utley 112	Victorino 181
2010	Werth 156	Victorino 587	Werth 106	Polanco 165
2011	Howard 152	Rollins 567	Victorino 95	Rollins 152
2012	Rollins 156	Rollins 632	Rollins 102	Rollins 158
2013	Rollins 160	Rollins 600	Utley 73	Rollins 151
2014	Utley 155	Revere 601	Rollins 78	Revere #184
2015	Galvis 151	Galvis 559	Herrera 64	Galvis/Herrera 147
2016	Herrera 159	Galvis 584	Herrera 87	Herrera 167
2017	Galvis #162	Galvis 608	Hernández 85	Galvis 155
2018	Hernández/Santana 161	Hernández 605	Hernández 91	Hernández 153
2019	Hernández 161	Hernández 612	Harper 98	Hernández 171
2020	Gregorius 60	McCutchen 217	Harper 41	Gregorius 61
2021	McCutchen 144	Segura 514	Harper 101	Harper 151
2022	Hoskins 156	Hoskins 589	Schwarber 100	Bohm 164
2023	Schwarber 160	Turner 639	Schwarber 108	Turner/Castellanos . 170

* League leader # Tied for league lead

SEASON LEADERS BY POSITION

(Since 1900)

Pos.	Player	Total	Year	Pos.	Player	Total	Year	Pos.	Player	Total	Year
BATTING AVERAGE				TRIPLES				RBI*			
P	Lefty Weinert	.322	1923	P	Grover Alexander	4	1916	P	Schoolboy Rowe	20	1943
C	Smoky Burgess	.368	1954		Robin Roberts	4	1955	C	Darren Daulton	109	1992
1B	Dolph Camilli	.339	1937	C	Stan Lopata	7	1956	1B	Ryan Howard	149	2006
2B	Nap Lajoie	.346	1900	1B	Dolph Camilli	13	1936	2B	Chase Utley	105	2005
SS	Dick Bartell	.310	1934	2B	Juan Samuel	19	1984	SS	Jimmy Rollins	94	2007
3B	Pinky Whitney	.342	1930	SS	Jimmy Rollins	20	2007	3B	Pinky Whitney	124	1932
LF	Lefty O'Doul	.398	1929	3B	Pinky Whitney	14	1929	LF	Greg Luzinski	130	1977
CF	Harry Walker	.371	1947		Richie Allen	14	1965	CF	Cy Williams	114	1923
RF	Chuck Klein	.386	1930	LF	Sherry Magee	17	1905	RF	Chuck Klein	170	1930
DH	Bryce Harper	.293	2023	CF	Harry Walker	16	1947	DH	Bryce Harper	72	2023
					Shane Victorino	16	2011	*Since 1920, when RBI became an official stat			
				RF	Elmer Flick	17	1901	Note: Players who performed at more than one position are considered for the position they played most in that particular year and are credited with their entire season's statistics.			
				DH	Multiple players	1					
DOUBLES				HOME RUNS							
P	Bucky Walters	10	1936	P	Rick Wise	6	1971				
C	J.T. Realmuto	36	2019	C	Stan Lopata	32	1956				
1B	Von Hayes	46	1986	1B	Ryan Howard	58	2006				
2B	Chase Utley	48	2007	2B	Chase Utley	33	2008				
SS	Dick Bartell	48	1932	SS	Jimmy Rollins	30	2007				
3B	Scott Rolan	45	1998	3B	Mike Schmidt	48	1980				
LF	Hal Lee	42	1932	LF	Kyle Schwarber	47	2023				
	Ethan Allen	42	1934	CF	Cy Williams	41	1923				
CF	Ethan Allen	46	1935	RF	Chuck Klein	43	1929				
RF	Chuck Klein	59	1930	DH	Bryce Harper	21	2023				
DH	Bryce Harper	29	2023								

YEARLY BATTING LEADERS

YEAR	TOTAL BASES	DOUBLES	TRIPLES	HOME RUNS
1883	Manning 153	Manning 31	Coleman 8	four with 1
1884	Manning 167	Manning 29	Purcell 7	Manning 5
1885	Mulvey 174	Mulvey 25	Mulvey 6	Mulvey 6
1886	G. Wood 183	Farrar 19	G. Wood 15	Farrar 5
1887	G. Wood 244	Fogarty 26	G. Wood 19	G. Wood 14
1888	Farrar 165	Farrar 24	Farrar 7	G. Wood 6
1889	S. Thompson 262	S. Thompson 36	Fogarty 17	S. Thompson *20
1890	S. Thompson 243	S. Thompson *41	Allen/Burke 11	Clements 7
1891	S. Thompson 227	Clements 29	S. Thompson 10	S. Thompson 7
1892	S. Thompson 253	Connor *37	Delahanty *21	Connor 12
1893	Delahanty *347	S. Thompson *37	Delahanty 18	Delahanty *19
1894	S. Thompson 307	Delahanty 36	S. Thompson 27	S. Thompson 13
1895	S. Thompson *352	Delahanty *49	S. Thompson 21	S. Thompson *18
1896	Delahanty 315	Delahanty *44	Delahanty 17	Delahanty 13
1897	Lajoie *315	Delahanty 40	Lajoie 25	Lajoie 9
1898	Lajoie 275	Lajoie *40	Flick 13	Flick 8
1899	Delahanty *335	Delahanty *56	Flick 14	Delahanty 9
1900	Flick *305	Flick 33	Flick 16	Flick 11
1901	Delahanty 287	Delahanty #39	Flick 17	Delahanty/Flick 8
1902	S. Barry 198	S. Barry 20	Hulswitt/Thomas 8	S. Barry 3
1903	Barry/Wolverton 189	Keister 27	Wolverton 12	Keister 3
1904	Gleason 196	Titus 25	Magee 12	Dooiin 6
1905	Magee 253	Titus 36	Magee 17	Magee 5
1906	Magee 229	Magee 36	Magee 8	Magee 6
1907	Magee 229	Magee 28	Magee/Titus 12	Magee 4
1908	Magee 212	Magee 30	Magee 16	Bransfield 3
1909	Magee 208	Magee 33	Magee 14	Titus 3
1910	Magee *263	Magee 39	Magee 17	Magee 6
1911	Luderus 260	Magee 32	Luderus 11	Luderus 16
1912	Paskert 221	Paskert 37	Cravath/Magee 9	Cravath 11
1913	Cravath *298	Magee 36	Cravath 14	Cravath *19
1914	Magee *277	Magee *39	Magee 11	Cravath *19
1915	Cravath *266	Luderus 36	Cravath/Luderus 7	Cravath *24
1916	Paskert 223	Niehoff *42	Whitted 12	Cravath 11
1917	Cravath 238	Cravath 29	Cravath 16	Cravath #12
1918	Meusel 181	Cravath 27	Meusel 6	Cravath *8
1919	Meusel 214	Luderus 30	Bancroft/Meusel 7	Cravath *12
1920	C. Williams 293	C. Williams 36	C. Williams 10	C. Williams *15
1921	C. Williams 274	C. Williams 28	C. Williams 7	C. Williams 18
1922	C. Williams 300	Walker 36	Walker 11	C. Williams 26
1923	C. Williams 308	Holke/Tierney 31	Wrightstone 7	C. Williams *41
1924	C. Williams 308	C. Williams 31	C. Williams 11	C. Williams 24
1925	Harper 276	Harper 35	Harper/Sand 7	Harper 18
1926	Leach 238	Sand 30	Huber/Leach 7	C. Williams 18
1927	C. Williams 247	F. Thompson 32	F. Thompson 14	C. Williams #30
1928	Leach 276	Leach 36	Leach/Thompson 11	Hurst 19
1929	Klein 405	Klein 45	Whitney 14	Klein *43
1930	Klein *445	Klein *59	Klein 8	Klein 40
1931	Klein *347	Bartell 43	Klein 10	Klein *31
1932	Klein *420	Klein 50	Klein 15	Klein *38
1933	Klein *365	Klein *44	Hurst 8	Klein *28
1934	Allen 272	Allen #42	Moore 6	Camilli 12
1935	Moore 290	Allen 46	Chiozza 6	Camilli 25
1936	Camilli 306	Chiozza 32	Camilli 13	Camilli 28
1937	Camilli 279	Martin 35	Camilli/Martin 7	Camilli 27
1938	Martin 196	Martin 36	Martin 6	Klein 8
1939	Arnovich 203	Martin 28	Marty 6	Marty/Mueller 9
1940	Marty 199	Mahan/May 24	Marty 8	Rizzo 20

* League leader # Tied for league lead

YEARLY BATTING LEADERS

YEAR	TOTAL BASES	DOUBLES	TRIPLES	HOME RUNS
1941	Litwhiler 275	Litwhiler 29	Benjamin 7	Litwhiler 18
1942	Litwhiler 230	Litwhiler 25	Litwhiler 9	Litwhiler 9
1943	Northey 252	Northey 31	Adams 7	Northey 16
1944	Northey 283	Adams/Northey 35	Lupien/Northey 9	Northey 22
1945	Wasdell 206	Antonelli 27	Wasdell 8	DiMaggio 19
1946	Ennis 262	Ennis/Wyrostek 30	Ennis/Northey 6	Ennis 17
1947	Walker 244	Walker 28	Walker *16	Seminick 13
1948	Ennis 309	Ennis 40	Blatnick 8	Ennis 30
1949	Ennis 320	Ennis 39	Ashburn/Ennis 11	Ennis 25
1950	Ennis 328	Ennis 34	Ashburn *14	Ennis 31
1951	Ashburn 274	Ashburn 31	Hamner 7	Jones 22
1952	Ennis 281	Ashburn 31	Ennis 10	Ennis 20
1953	Ennis 280	Hamner 30	Ashburn 9	Ennis 29
1954	Hamner 278	Hamner 39	Hamner 11	Ennis 25
1955	Ennis 292	Ashburn 32	Ashburn 9	Ennis 29
1956	Lopata 286	Lopata 33	Ashburn/Blaylock 8	Lopata 32
1957	Bouchee 270	Bouchee 35	Ashburn/Bouchee 8	Repulski 20
1958	Ashburn 271	Anderson 34	Ashburn *13	Anderson 23
1959	Bouchee 224	Bouchee 29	Koppe 7	Freeze 23
1960	Herrera 233	Herrera 26	Herrera 6	Herrera 17
1961	Callison 190	Callison 20	Callison 11	Demeter 20
1962	Callison 296	Callison 26	Callison #10	Demeter 29
1963	Callison 314	Callison/Gonzalez 36	Gonzalez 12	Callison 26
1964	Allen *352	Allen 38	Allen #13	Callison 31
1965	Callison 315	Allen 31	Callison *16	Callison 32
1966	Allen 331	Callison *40	Allen 10	Allen 40
1967	Allen 262	Allen 31	Allen 10	Allen 23
1968	Allen 271	Taylor 20	Allen 9	Allen 33
1969	Allen 251	Callison 29	three with 5	Allen 32
1970	Johnson 262	Johnson 28	Taylor 9	Johnson 27
1971	Johnson 285	Johnson 29	Money 8	Johnson 34
1972	Luzinski 255	Montanez #39	Bowa *13	Luzinski 18
1973	Luzinski 295	B. Robinson 32	Montanez 5	Luzinski 29
1974	Schmidt 310	Montanez 33	Cash 11	Schmidt *36
1975	Luzinski *322	Cash 40	Bowa 9	Schmidt *38
1976	Schmidt *306	Johnstone 38	Cash *12	Schmidt *38
1977	Luzinski 329	Luzinski 35	Schmidt 11	Luzinski 39
1978	Luzinski 284	Maddox 34	Bowa 5	Luzinski 35
1979	Schmidt 305	Rose 40	McBride 12	Schmidt 45
1980	Schmidt *342	Rose *42	McBride 10	Schmidt *48
1981	Schmidt *228	Matthews 21	Rose 5	Schmidt *31
1982	Schmidt 281	Matthews 31	DeJesus 5	Schmidt 35
1983	Schmidt 280	Lefebvre 20	Lefebvre 8	Schmidt *40
1984	Samuel 310	Samuel 36	Samuel #19	Schmidt #36
1985	Schmidt 292	Wilson 39	Samuel 13	Schmidt 33
1986	Schmidt *302	V. Hayes #46	Samuel 12	Schmidt *37
1987	Samuel 329	Samuel 37	Samuel *15	Schmidt 35
1988	Samuel 239	Samuel 32	Samuel 9	James 19
1989	V. Hayes 249	Dykstra 32	Herr/Kruk 6	V. Hayes 26
1990	Dykstra 260	Dykstra 35	Kruk 8	V. Hayes 17
1991	Kruk 260	Murphy 33	Kruk 6	Kruk 21
1992	Hollins 275	Duncan 40	Morandini 8	Daulton/Hollins 27
1993	Dykstra 307	Dykstra 44	Morandini 9	Daulton/Incaviglia 24
1994	Daulton/Duncan 141	Dykstra 26	Dykstra/Morandini 5	Daulton 15
1995	Hayes/Jefferies 215	Morandini 34	Morandini 7	three with 11
1996	Santiago 242	three with 24	Otero 7	Santiago 30
1997	Hollins 263	Morandini 40	Daulton 6	Rolen 21
1998	Rolen 320	Rolen 45	Glanville 7	Rolen 31
1999	Abreu 300	Glanville 38	Abreu 11	Lieberthal 31
2000	Abreu 319	Abreu 42	Abreu 10	Rolen 26

* League leader # Tied for league lead

YEARLY BATTING LEADERS

YEAR	TOTAL BASES	DOUBLES	TRIPLES	HOME RUNS
2001	Abreu 319	Abreu 48	Rollins *12	Abreu 31
2002	Burrell 319	Abreu 50	Rollins *10	Burrell 37
2003	Thome 331	Rollins 42	Rollins 6	Thome *47
2004	Abreu 312	Abreu 47	Rollins #12	Thome 42
2005	Utley 293	Utley 39	Rollins 11	Burrell 32
2006	Howard *383	Rollins 45	Rollins 9	Howard *58
2007	Rollins 380	Utley 48	Rollins *20	Howard 47
2008	Howard 331	Utley 41	Rollins 9	Howard *48
2009	Howard 352	Rollins 43	Victorino 13	Howard 45
2010	Werth 295	Werth *46	Victorino 10	Howard 31
2011	Howard 272	Ibañez 31	Victorino #16	Howard 33
2012	Rollins 270	Rollins 33	Pierre 6	Rollins 23
2013	Brown 245	Rollins 36	Utley 6	Brown 27
2014	Byrd 263	Utley 36	Revere 7	Byrd 25
2015	Herrera/Howard ... 207	Herrera 30	Revere 6	Howard 23
2016	Franco 248	Galvis/Rupp 26	Hernández 11	Franco/Howard 25
2017	Herrera 238	Herrera 42	Galvis/Hernández ... 6	Franco 24
2018	Hoskins 277	Hoskins 38	Quinn 4	Hoskins 34
2019	Harper 292	Segura 37	Hoskins 5	Harper 35
2020	Gregorius 105	Bohm 11	four with 2	Harper 13
2021	Harper 300	Harper *42	Realmuto 4	Harper 35
2022	Schwarber 291	Hoskins 33	Realmuto 5	Schwarber *46
2023	Castellanos 298	Castellanos 37	Marsh 6	Schwarber 47

* League leader # Tied for league lead

YEAR	STOLEN BASES	WALKS	RBI	AVERAGE
1883		Harbidge 24		Purcell 268
1884		Manning 40		Manning 271
1885		Manning 37		Mulvey 269
1886		Fogarty 42	Mulvey 53	G. Wood 273
1887	Fogarty 102	Fogarty * 82	Ferguson 85	Andrews 325
1888	Fogarty 58	Fogarty 53	Farrar 53	Farrar 244
1889	Fogarty *99	Fogarty 65	S. Thompson 111	S. Thompson 296
1890	Hamilton *102	Allen 87	S. Thompson 102	Hamilton 325
1891	Hamilton *115	Hamilton *102	S. Thompson 90	Hamilton *340
1892	Hamilton 56	Connor 116	S. Thompson 104	Hamilton 330
1893	Hamilton 41	Allen 71	Delahanty *146	S. Thompson *380
1894	Hamilton *99	Hamilton *126	S. Thompson 141	S. Thompson 404
1895	Hamilton *95	Hamilton #96	S. Thompson *165	Delahanty 399
1896	Delahanty 37	Delahanty 62	Delahanty *126	Delahanty 397
1897	Cooley 31	Delahanty/Nash 60	Lajoie 127	Delahanty 377
1898	Delahanty 58	Flick 86	Lajoie *127	Delahanty 334
1899	Thomas 42	Thomas 115	Delahanty *137	Delahanty *408
1900	Thomas 37	Thomas *115	Flick *110	Flick 378
1901	Flick 30	Thomas *100	Delahanty 108	Delahanty 354
1902	Thomas 17	Thomas *107	S. Barry 57	S. Barry 287
1903	S. Barry 26	Thomas *107	Keister 63	Thomas 327
1904	Thomas 28	Thomas *102	Magee 57	Titus 294
1905	Magee 48	Thomas 93	Magee 98	Thomas 317
1906	Magee 55	Thomas *107	Magee 67	Magee 282
1907	Magee 46	Thomas *83	Magee *85	Magee 328
1908	Magee 40	Titus 53	Bransfield 71	Bransfield 304
1909	Magee 38	Titus 66	Magee 66	Bransfield 292
1910	Magee 49	Magee 94	Magee *123	Magee *331
1911	Lobert 40	Knabe 94	Luderus 99	Luderus 301
1912	Paskert 36	Paskert 91	Magee 72	Paskert 315
1913	Lobert 41	Paskert 65	Cravath *128	Cravath 341
1914	Lobert 31	Cravath 83	Magee *103	Becker 325
1915	Whitted 24	Cravath *86	Cravath *115	Luderus 315

* League leader # Tied for league lead

YEARLY BATTING LEADERS

YEAR	STOLEN BASES	WALKS	RBI	AVERAGE
1916	Whitted 29	Bancroft 74	Cravath 70	Cravath283
1917	Stock 25	Cravath 70	Cravath 83	Cravath/Whitted .. .280
1918	Stock 20	Bancroft/Cravath 54	Luderus 67	Luderus288
1919	Meusel 24	Luderus 54	Meusel 59	Meusel305
1920	C. Williams 18	Stengel 38	C. Williams 72	C. Williams325
1921	Meusel 8	C. Williams 30	C. Williams 75	C. Williams320
1922	Walker/Williams 11	C. Williams 74	C. Williams 92	Walker337
1923	Walker 12	Sand 82	C. Williams 114	Tierney317
1924	Harper 10	C. Williams 67	C. Williams 93	C. Williams328
1925	Harper 10	Sand 64	Harper 97	Harper349
1926	Huber 9	Sand 66	Leach 71	Leach329
1927	F. Thompson 19	C. Williams 61	C. Williams 98	Leach/Wrightstone .. .306
1928	F. Thompson 19	Hurst 68	Whitney 103	Leach304
1929	F. Thompson 16	Hurst 80	Klein 145	O'Doul *.398
1930	F. Thompson 7	O'Doul 63	Klein 170	Klein386
1931	Hurst 8	Hurst 64	Klein *121	Klein337
1932	Klein *20	Hurst 65	Hurst *143	Klein348
1933	Fullis 18	Bartell/Klein 56	Klein *120	Klein *.368
1934	Bartell 13	Bartell 64	Moore 93	Moore343
1935	Camilli 9	Camilli 65	Camilli 102	Moore323
1936	Chiozza 17	Camilli 116	Camilli 102	Moore328
1937	Scharein 13	Camilli 90	Camilli 80	Whitney341
1938	Scharein 11	Mueller/Weintraub 64	Arnovich 72	Martin298
1939	Arnovich 7	Arnovich 58	Arnovich 67	Arnovich324
1940	Mahan 4	May 58	Rizzo 53	May293
1941	Murtaugh *18	Etten 82	Etten 79	Etten311
1942	Murtaugh 13	Etten 67	Litwhiler 56	Litwhiler271
1943	Wasdell 6	Murtaugh 57	Northey 68	Dahlgren287
1944	Lupien 18	Adams 74	Northey 104	Northey288
1945	DiMaggio 12	DiMaggio 43	DiMaggio 84	Wasdell300
1946	Hughes/Wyrostek ... 7	Wyrostek 70	Ennis 73	Ennis313
1947	Walker 13	Wyrostek 61	Ennis 81	Walker *.363
1948	Ashburn *32	Ashburn 60	Ennis 95	Ashburn333
1949	Ashburn 9	Seminick 69	Ennis 110	Ennis302
1950	Ashburn 14	Seminick 68	Ennis *126	Ennis311
1951	Ashburn 29	Ennis 68	Jones 81	Ashburn344
1952	Ashburn 16	Ashburn 75	Ennis 107	Ennis/Waitkus289
1953	Ashburn 14	Jones 85	Ennis 125	Ashburn330
1954	Ashburn 11	Ashburn *125	Ennis 119	Ashburn313
1955	Ashburn 12	Ashburn 105	Ennis 120	Ashburn *.338
1956	Ashburn 10	Jones 92	Ennis/Lopata 95	Ashburn303
1957	Fernandez 18	Ashburn #94	Bouchee 76	Ashburn297
1958	Ashburn 30	Ashburn *97	Anderson 97	Ashburn *.350
1959	Ashburn 9	Ashburn 79	Post 94	Bouchee285
1960	Taylor 24	Del Greco 54	Herrera 71	Taylor287
1961	Gonzalez 15	Callison 69	Demeter 68	Gonzalez277
1962	Taylor 20	Dalrymple 70	Demeter 107	Demeter307
1963	Taylor 23	Gonzalez 53	Demeter 83	Gonzalez306
1964	Taylor 13	Allen 67	Callison 104	Allen318
1965	Allen 15	Allen 74	Callison 101	Rojas303
1966	White 16	Allen/White 68	Allen 110	Allen317
1967	Allen 20	Allen 75	Allen 77	Gonzalez339
1968	Taylor 22	Allen 74	Allen 90	Gonzalez264
1969	Taylor 19	Allen/Briggs 64	Allen 89	Allen288
1970	Bowa 24	Johnson 72	Johnson 93	Taylor301
1971	Bowa 28	Johnson 72	Montanez 99	McCarver278
1972	Bowa 17	Montanez 58	Luzinski 68	Luzinski281
1973	Bowa 10	Schmidt 62	Luzinski 97	Unser289
1974	Bowa 39	Schmidt 106	Schmidt 116	Montanez301
1975	Schmidt 29	Schmidt 101	Luzinski *120	Bowa/Cash305

* League leader # Tied for league lead

YEARLY BATTING LEADERS

YEAR	STOLEN BASES	WALKS	RBI	AVERAGE
1976	Bowa 30	Schmidt 100	Schmidt 107	Maddox330
1977	McBride 36	Schmidt 104	Luzinski 130	Luzinski309
1978	Maddox 33	Luzinski 100	Luzinski 101	Bowa294
1979	Maddox 26	Schmidt *120	Schmidt 114	Rose331
1980	Smith 33	Schmidt 89	Schmidt *121	McBride309
1981	Smith 21	Schmidt *73	Schmidt *91	Rose325
1982	Dernier 42	Schmidt *107	Schmidt 87	Diaz288
1983	Dernier 35	Schmidt *128	Schmidt 109	Matthews258
1984	Samuel 72	Schmidt 92	Schmidt #106	V. Hayes292
1985	Samuel 53	Schmidt 87	Wilson 102	Schmidt277
1986	Samuel 42	Schmidt 89	Schmidt *119	V. Hayes305
1987	M. Thompson 46	V. Hayes 121	Schmidt 113	M. Thompson302
1988	Samuel 33	Jeltz 59	Samuel 67	M. Thompson288
1989	Dykstra 30	V. Hayes 101	V. Hayes 78	Herr287
1990	Dykstra 33	Dykstra 89	V. Hayes 73	Dykstra325
1991	Dykstra 24	Kruk 67	Kruk 92	Kruk294
1992	Dykstra 30	Kruk 92	Daulton *109	Kruk323
1993	Dykstra 37	Dykstra *129	Daulton 105	Kruk316
1994	Dykstra 15	Dykstra 68	Daulton 56	Kruk302
1995	Dykstra/Eisenreich... 10	Daulton 55	C. Hayes 85	Jefferies306
1996	Morandini 26	Zeile 67	Santiago 85	Eisenreich361
1997	Morandini/Rolen ... 16	Rolen 76	Rolen 92	Morandini295
1998	Glanville 23	Rolen 93	Rolen 110	Abreu312
1999	Glanville 34	Abreu 109	Brogna 102	Abreu335
2000	Glanville 31	Abreu 100	Rolen 89	Abreu316
2001	Rollins #46	Abreu 106	Abreu 110	Anderson293
2002	Abreu/Rollins 31	Abreu 104	Burrell 116	Abreu308
2003	Abreu 22	Thome 111	Thome 131	Lieberthal313
2004	Abreu 40	Abreu 127	Abreu/Thome 105	Abreu301
2005	Rollins 41	Abreu 117	Burrell 117	Utley291
2006	Rollins 36	Howard 108	Howard *149	Howard313
2007	Rollins 41	Burrell 114	Howard 136	Utley332
2008	Rollins 47	Burrell 102	Howard *146	Victorino293
2009	Rollins 31	Werth 91	Howard #141	Victorino292
2010	Victorino 34	Werth 82	Howard 108	Polanco298
2011	Rollins 30	Howard 75	Howard 116	Victorino279
2012	Pierre 37	Rollins 62	Rollins/Ruiz 68	Rollins250
2013	Revere/Rollins 22	Rollins 59	Brown 83	Utley284
2014	Revere 49	Howard 67	Howard 95	Revere306
2015	Revere 24	Hernández 40	Howard 77	Herrera297
2016	Herrera 25	Hernández 66	Franco 88	Hernández294
2017	Hernández 15	Hernández 61	Franco 76	Hernández294
2018	Hernández 19	Santana 110	Hoskins 96	Franco270
2019	Harper/Kingery 15	Hoskins *116	Harper 114	Segura280
2020	Quinn 12	Harper *49	Gregorius 40	Gregorius284
2021	Harper/Realmuto 13	Harper 100	Harper 84	Harper309
2022	Realmuto 21	Schwarber 86	Schwarber 94	Bohm280
2023	Stott 31	Schwarber 126	Castellanos 106	Harper293

* League leader # Tied for league lead

STOLEN BASES

TEAM				INDIVIDUAL (Pct.)					
ATT	SB	CS	PCT	Year	Player	ATT	SB	CS	PCT
91	63	28	.692	1951	Richie Ashburn	35	29	6	.829
101	60	41	.594	1952	Richie Ashburn	27	16	11	.593
63	42	21	.667	1953	Richie Ashburn	20	14	6	.700
57	30	27	.526	1954	Richie Ashburn	19	11	8	.579
76	44	32	.579	1955	Richie Ashburn	32	12	10	.545
68	45	23	.662	1956	Richie Ashburn	11	10	1	.909
83	57	26	.687	1957	Chico Fernandez	23	18	5	.783
84	51	33	.607	1958	Richie Ashburn	42	30	12	.714
85	39	46	.459	1959	Richie Ashburn	20	9	11	.450
93	45	48	.484	1960	Tony Taylor	37	26	11	.703
86	56	30	.651	1961	Tony Gonzalez	20	15	5	.750
121	79	42	.653	1962	Tony Taylor	29	20	9	.690
95	56	39	.589	1963	Tony Taylor	32	23	9	.719
65	30	35	.462	1964	Tony Taylor	20	13	7	.650
78	46	32	.590	1965	Dick Allen	17	15	2	.882
98	56	42	.571	1966	Bill White	22	16	6	.727
141	79	62	.560	1967	Dick Allen	25	20	5	.800
109	58	51	.532	1968	Tony Taylor	27	22	5	.815
122	73	49	.598	1969	Tony Taylor	29	19	10	.655
136	72	64	.529	1970	Larry Bowa	36	24	12	.667
102	63	39	.618	1971	Larry Bowa	39	28	11	.718
92	42	50	.457	1972	Larry Bowa	26	17	9	.654
86	41	45	.477	1973	Larry Bowa	16	10	6	.625
98	51	47	.520	1974	Larry Bowa	50	39	11	.780
173	115	58	.665	1975	Mike Schmidt	41	29	12	.707
183	126	57	.689	1976	Larry Bowa	38	30	8	.789
197	127	70	.645	1977	Larry Bowa	35	32	3	.914
203	135	68	.665	1978	Garry Maddox	40	33	7	.825
210	152	58	.724	1979	Garry Maddox	39	26	13	.667
204	128	76	.627	1980	Lonnie Smith	46	33	13	.717
212	140	62	.660	1981	Lonnie Smith	31	21	10	.677
151	103	48	.682	1982	Bob Dernier	54	42	12	.778
204	128	76	.627	1983	Bob Dernier	42	35	7	.833
246	186	60	.756	1984	Juan Samuel	87	72	15	.809
173	122	51	.705	1985	Juan Samuel	72	53	19	.736
212	153	59	.722	1986	Milt Thompson	23	19	4	.826
160	111	49	.694	1987	Milt Thompson	56	46	10	.821

MOST BY TWO TEAMMATES

120	Juan Samuel (72), Von Hayes (48) – 1984
83	Jimmy Rollins (47), Shane Victorino (36) – 2008
82	Jimmy Rollins (46), Bobby Abreu (36) – 2001
81	Milt Thompson (46), Juan Samuel (35) – 1987
80	Sherry Magee (49), Johnny Bates (31) – 1910
78	Jimmy Rollins (41), Shane Victorino (37) – 2007
77	Ben Revere (49), Jimmy Rollins (28) – 2014

MOST BY THREE TEAMMATES

147	Juan Samuel (72), Von Hayes (48), Jeff Stone (27) – 1984
110	Jimmy Rollins (46), Bobby Abreu (36), Doug Glanville (28) – 2001
106	Roy Thomas (37), Elmer Flick (35), Jimmy Slagle (34) – 1900
105	Sherry Magee (49), Johnny Bates (31), Eddie Grant (25) – 1910

STOLEN BASES

TEAM					INDIVIDUAL (Pct.)				
ATT	SB	CS	PCT	Year	Player	ATT	SB	CS	PCT
160	111	49	.694	1987	Milt Thompson	56	46	10	.821
161	112	49	.696	1988	Juan Samuel	43	33	10	.767
156	106	50	.679	1989	Von Hayes	35	28	7	.800
143	108	35	.755	1990	Lenny Dykstra	38	33	5	.868
122	92	30	.754	1991	Lenny Dykstra	28	24	4	.857
158	127	31	.804	1992	Lenny Dykstra	35	30	5	.857
123	91	32	.740	1993	Lenny Dykstra	49	37	12	.755
91	67	24	.736	1994	Lenny Dykstra	19	15	4	.789
97	72	25	.742	1995	Jim Eisenreich	10	10	0	1.000
158	117	41	.741	1996	Mickey Morandini	31	26	5	.838
148	92	56	.622	1997	Rico Brogna	15	12	3	.800
142	97	45	.683	1998	Doug Glanville	29	23	6	.793
160	125	35	.781	1999	Doug Glanville	36	34	2	.944
132	102	30	.773	2000	Doug Glanville	39	31	8	.795
200	153	47	.765	2001	Jimmy Rollins	54	46	8	.852
147	104	43	.727	2002	Bobby Abreu	43	31	12	.721
101	72	29	.713	2003	Marlon Byrd	11	10	1	.917
127	100	27	.787	2004	Bobby Abreu	45	40	5	.889
108	82	26	.759	2005	Kenny Lofton	25	22	3	.880
117	92	25	.786	2006	Jimmy Rollins	40	36	4	.900
157	138	19	.879	2007	Michael Bourn	19	18	1	.947
161	136	25	.845	2008	Jayson Werth	21	20	1	.952
147	119	28	.810	2009	Chase Utley	23	23	0	1.000
129	108	21	.837	2010	Jimmy Rollins	18	17	1	.944
120	96	24	.800	2011	Shane Victorino	22	19	3	.864
139	116	23	.835	2012	Jimmy Rollins	35	30	5	.857
102	73	29	.716	2013	Jimmy Rollins	28	22	6	.786
135	109	26	.807	2014	Chase Utley	11	10	1	.909
120	88	32	.733	2015	Ben Revere	29	24	5	.828
141	96	45	.681	2016	Odúbel Herrera	32	25	7	.781
84	59	25	.702	2017	César Hernández	20	15	5	.750
95	69	26	.726	2018	César Hernández	25	19	6	.760
96	78	18	.813	2019	Bryce Harper	18	15	3	.833
43	35	8	.814	2020	Roman Quinn	12	12	0	1.000
96	77	19	.802	2021	B. Harper/J.T. Realmuto	16	13	3	.813
133	105	28	.789	2022	J.T. Realmuto	22	21	1	.955
167	141	26	.844	2023	Trea Turner	30	30	0	1.000

HITTING

SEASON LEADERS BY POSITION

Pos.	Player	SB	Year
P	Johnny Lush	6	1906
C	J.T. Realmuto	21	2022
1B	Kitty Bransfield	30	1908
2B	Juan Samuel	72	1984
SS	Jimmy Rollins	47	2008
3B	Hans Lobert	41	1913
LF	Sherry Magee	55	1906
CF	Ben Revere	49	2014
RF	Bobby Abreu	40	2004
DH	Bryce Harper	9	2022

MOST STEALS, ONE GAME

- 11 7/12/1906 at STL (Sherry Magee 4, Kid Gleason 2, Red Doin, Mickey Doolan, Johnny Lush, Roy Thomas and John Titus 1)
- 10 8/31/1906 vs NYG (Sherry Magee 4, Kitty Bransfield, Mickey Doolan, Kid Gleason, Paul Sentelle, Roy Thomas and John Titus 1)

MOST PLAYERS WITH 20 STEALS

- 6 1908 - Sherry Magee, Kitty Bransfield, Eddie Grant, Otto Knabe, John Titus, Red Doin
- 4 1900 - Roy Thomas, Elmer Flick, Jimmy Slagle, Nap Lajoie
- 1901 - Elmer Flick, Ed Delahanty, Roy Thomas, Monte Cross
- 1909 - Sherry Magee, Eddie Grant, John Titus, Johnny Bates
- 1910 - Sherry Magee, Johnny Bates, Eddie Grant, John Titus
- 1911 - Hans Lobert, Dode Paskert, Otto Knabe, Sherry Magee
- 1916 - Possum Whitted, Dode Paskert, Milt Stock, Bert Niehoff
- 1979 - Garry Maddox, Bake McBride, Larry Bowa, Pete Rose
- 2009 - Jimmy Rollins, Shane Victorino, Chase Utley, Jayson Werth

RUNS, HITS – GAME

Since 1900

MOST RUNS, GAME

PHILLIES

Runs	Date
26	6/11/1985 vs NYM
23	7/13/1900 at PIT
23	8/25/1922 at CHI
23*	5/17/1979 at CHI
22	7/6/2009 vs CIN
21	5/15/1911 vs CIN
21	9/14/1920 vs CIN
21	7/3/1999 vs CHI
20	5/11/1900 at CIN
20	9/6/1900 vs CHI
20	5/11/1923 vs STL
20	5/26/2008 vs COL
20	6/13/2008 at STL
20	4/7/2018 vs MIA
19	6/24/1901 vs CIN
19	5/11/1911 vs PIT
19	5/22/1937 at CIN
19	9/12/1961 at LAD
19	6/23/1986 vs CHI
19	7/1/2023 vs WSH
18	14 times; last: 8/31/2022 at ARI

OPPONENTS

Runs	Date
28	7/6/1929 vs STL
26	8/25/1922 at CHI
24	5/13/1902 at CIN
24	9/2/1925 vs NYG
24	8/16/2018 vs NYM (gm 1)
23	9/16/1926 vs STL
23	7/11/1931 vs NYG
22	6/1/1923 vs NYG
22	9/6/1930 at BKN
22	9/23/1939 vs BKN
22*	5/17/1979 at CHI
22	9/4/1999 vs CIN
21	7/13/1923 vs CIN
21	8/11/1926 vs CIN
21	6/5/1929 at CIN
21	6/23/1930 at CHI
21	8/4/1934 vs NYG
21	5/9/1937 vs CIN
21	5/5/1938 at CHI

MOST RUNS, SHUTOUT GAME

PHILLIES

Runs	Date
18	7/11/1910 at PIT
18	8/10/1930 at CIN
18	7/14/1934 vs CIN (gm 1)
17	5/20/1951 at PIT
16	9/10/1963 vs HOU
15	7/3/1928 at BOS
15	5/22/1936 at NYG
14	6/13/1922 vs STL
14	9/16/2003 vs FLA
13	9/5/1910 vs BOS
13	9/8/1913 at BOS
13	6/12/1915 at CHI
13	5/16/1979 at CHI
13	6/19/1994 at MTL
13	8/14/2006 vs NYM

OPPONENTS

Runs	Date
17	9/25/2016 at NYM
16	5/4/1929 vs CHI
15	4/30/1918 vs NYG
15	6/12/1935 vs CHI
15	9/26/1944 vs CHI
15	8/16/1952 at BKN
14	7/4/1942 vs BKN
14	8/6/1980 vs STL
14	9/27/1981 at CHI
14	9/26/2018 at COL
13	8/8/1911 at PIT
13	9/4/1920 at NYG
13	7/4/1945 vs PIT
13	8/17/1977 at MTL
13	6/1/2007 vs SF
13	4/15/2023 at CIN

MOST HITS, GAME

PHILLIES

Hits	Date
27*	7/23/1930 vs PIT (gm 2)
27	6/11/1985 vs NYM
26	8/25/1922 at CHI
26	7/17/2007 at LAD
25	6/24/1901 vs CIN
24*	4/17/1976 at CHI
24*	5/17/1979 at CHI
24*	5/19/1990 at LAD
24	8/31/2022 at ARI
23	10 times; last: 4/16/2023 at CIN

OPPONENTS

Hits	Date
30	9/2/1925 vs NYG (gm 2)
28	5/13/1902 at CIN
28	7/6/1929 vs STL (gm 2)
28	7/11/1931 vs NYG
27	8/8/1922 vs PIT
27	9/23/1939 vs BKN
26	7/10/1930 vs NYG
26	9/23/1930 vs STL
26*	5/17/1979 at CHI

* Extra-inning game

BIG INNINGS

MOST RUNS, INNING – SORTED BY RUNS

PHILLIES

Runs	Inning	Date
13	4th	4/13/2003 at CIN
12	6th	7/21/1923 vs CHI (gm 1)
12	1st	4/8/2017 vs WSH
11	2nd	7/14/1934 vs CIN (gm 1)
11	7th	7/15/1972 at SF
11	3rd	9/24/1981 at STL
11	8th	9/22/1999 at MIL
10	9th	7/4/1891 at CLE (gm 1)
10	5th	7/20/1938 at PIT (gm 1)
10	7th	6/20/1943 at BOS (gm 1)
10	8th	9/4/1944 vs NYG (gm 2)
10	1st	8/13/1948 vs NYG
10	8th	6/2/1949 vs CIN
10	3rd	6/15/1962 vs CIN
10	1st	8/5/1975 vs CHI
10	8th	8/21/1984 at SF
10	1st	6/2/2002 vs MTL
10	9th	9/17/2005 at FLA
10	1st	7/6/2009 vs CIN
10	1st	4/16/2019 vs NYM

OPPONENTS

Runs	Inning	Date
14	4th	8/25/1922 at CHI
12	3rd	9/16/1926 vs STL (gm 1)
12	6th	8/21/1935 vs CHI (gm 2)
12	8th	5/5/1938 at CHI
12	8th	5/24/1953 vs BKN
12	8th	5/31/1975 vs HOU
11	9th	8/4/1934 vs NYG (gm 2)
11	7th	5/5/1946 at CHI (gm 1)
11	2nd	8/11/2015 at ARI
10	2nd	8/25/1922 at CHI
10	1st	7/6/1929 vs STL (gm 2)
10	5th	7/6/1929 vs STL (gm 2)
10	3rd	7/10/1930 vs NYG
10	5th	6/13/1937 vs CHI (gm 1)
10	5th	8/3/1969 vs CIN
10	7th	6/11/1974 at HOU
10	1st	6/8/1989 vs PIT
10	5th	8/16/2018 vs NYM (gm 1)
10	2nd	8/30/2020 vs ATL

MOST RUNS, INNING – SORTED BY INNING

PHILLIES

Runs	Date	Inning	Runs	Date
12	4/8/2017 vs WSH	1st	10	7/6/1929 vs STL (gm 2)
			10	5/22/1934 vs PIT
			10	6/8/1989 vs PIT
11	7/14/1934 vs CIN (gm 1)	2nd	11	8/11/2015 at ARI
11	9/24/1981 at STL	3rd	12	9/16/1926 vs STL (gm 1)
13	4/13/2003 at CIN	4th	14	8/25/1922 at CHI
10	7/20/1938 at PIT (gm 1)	5th	10	7/6/1929 vs STL (gm 2)
			10	6/13/1937 vs CHI (gm 1)
			10	8/3/1969 vs CIN
12	7/21/1923 vs CHI (gm 1)	6th	12	8/21/1935 vs CHI (gm 2)
11	7/15/1972 at SF	7th	11	5/5/1946 at CHI (gm 1)
11	9/22/1999 at MIL	8th	12	5/5/1938 at CHI
			12	5/24/1953 vs BKN (none out)
			12	5/31/1975 vs HOU
10	7/4/1891 at CLE (gm 1)	9th	11	8/4/1934 vs NYG (gm 2)
10	9/17/2005 at FLA			
5	9/16/1930 vs PIT	10th	9	8/24/1947 vs CIN (gm 1)
5	5/6/1960 at LAD		9	5/28/1995 vs SD
5	8/22/2004 at MIL			
6	5/31/1967 at LAD	11th	7	6/10/1984 vs PIT
			7	6/20/2017 vs STL
4	9/17/1989 vs STL (gm 1)	12th	7	5/8/1949 vs CIN (gm 1)
4	5/15/2009 at WSH			
5	6/16/2014 at ATL	13th	3	5/15/1946 vs CHI
			3	6/12/2009 vs BOS
5	8/19/1916 at CIN	14th	5	5/9/1970 vs LAD
3	7/21/1956 at MIL	15th	5	8/26/1919 vs CIN (gm 2)
3	6/28/1961 vs SF			
3	8/11/1980 at CHI			
3	9/29/1980 vs CHI			
3	7/24/2018 vs LAD	16th	2	8/24/2010 vs HOU
3	6/27/2003 at BAL	17th	5	9/13/1974 vs STL
2	9/15/1950 vs CIN (gm 2)	18th	5	8/24/13 vs ARI
3	4/30/1919 vs BKN	19th	3	4/30/1919 vs BKN
2	7/7/1993 vs LAD	20th		

INDIVIDUAL BATTING RECORDS

Since 1900; 9 innings, unless indicated (“Fewest” records do not include shortened seasons)

KEY: (ML) Major League record; (MLT) Major League record tied; (NL) National League record; (NLT) National League record tied

MOST YEARS

Career—18, Mike Schmidt

MOST GAMES

Season—163, Pete Rose, 1979

Rookie—162, Dick Allen, 1964 (NLT)

Career—2,404, Mike Schmidt

Consecutive—730, Richie Ashburn, 6/7/50-ended with 1955 opener; 533, Fred Luderus, 6/2/1916-ended with 1920 opener

MOST AT-BATS

Inning—Unknown

Game—7, Russ Wrightstone, 8/25/1922 vs CHI; Rick Schu, 6/11/1985 vs NYM; Juan Samuel, 6/11/1985 vs NYM; Jimmy Rollins, 7/15/2006 at SF; Shane Victorino, 7/17/2007 at LAD and 6/13/2008 at STL; Bryson Stott, 4/16/2023 at CIN (MLT)

Extra-inning game—10, Del Ennis, 9/15/1950 vs CIN (gm 2) (19 inn.); Dave Bancroft, 4/30/1919 vs BKN (20 inn.)

Season—716, Jimmy Rollins, 2007 (ML)

Rookie—701, Juan Samuel, 1984 (ML)

Career—8,628, Jimmy Rollins

No hits, pitcher, season—31, Don Carman, 1986; 30, Rick Wise, 1966

MOST RUNS SCORED

Inning—2, held by many; last: Trea Turner, 8/19/2023 at WSH, 8th (NLT)

Game—5, John Titus, 6/4/1912 vs PIT; Denny Sothorn, 6/6/1930 vs CIN; Lou Chiozza, 4/19/1935 vs NYG; Don Demeter, 9/12/1961 at LAD; John Kruk, 8/10/1989 at CHI; Mariano Duncan, 5/3/1992 at SF; Jimmy Rollins, 8/2/2006 at STL; Shane Victorino, 7/6/2009 vs CIN

Season—158, Chuck Klein, 1930 (NL)

Rookie—125, Dick Allen, 1964

Career—1,506, Mike Schmidt

Consecutive game streak—15, Lenny Dykstra, 1993

MOST HITS

Inning—2, held by many; last: Trea Turner, 8/19/2023 at WSH, 8th (NLT)

Game—6, Connie Ryan, 4/16/1953 at PIT (4 1B, 2 2B)

First game—4, Edwin Freed, 9/11/1942 vs CIN (1B, 2 2B, 3B) (MLT)

Season—254, Lefty O'Doul, 1929 (LH) (NLT); 213, Dave Cash, 1975 (RH)

Rookie—201, Dick Allen, 1964

Career—2,306, Jimmy Rollins

Consecutive hits—9, Dick Sisler, 1950; Eddie Waitkus, 1950; Dave Philley, 1958-59; Jayson Werth, 2007

Consecutive pinch-hits—9, Dave Philley, 1958-59 (NL)

Consecutive game hit streak—38, Jimmy Rollins, 2005-06

Consecutive game hit streak, single season—36, Jimmy Rollins, 2005

Consecutive game hit streak, rookie—23, Goldie Rapp, 1921; Richie Ashburn, 1948

MOST SINGLES

Inning—2, held by many; last: Trea Turner, 4/16/2023 at CIN, 1st (MLT)

Game—5, held by many; last: Juan Pierre, 9/20/2012 at NYM

Season—181, Lefty O'Doul, 1929 & Richie Ashburn, 1951 (LH); 167, Dave Cash, 1974 (RH)

Rookie—134, Fresco Thompson, 1927 (RH); 131, Richie Ashburn, 1948 (LH)

Career—1,811, Richie Ashburn

MOST DOUBLES

Inning—2, Rick Schu, 10/3/1985, 3rd, at MTL; J.T. Realmuto, 4/16/2019 vs NYM, 1st (MLT)

Game—4, Gavvy Cravath, 8/8/1915 at CIN and 6/23/1919 vs BOS; Denny Sothorn, 6/6/1930 vs CIN; Dick Bartell (consecutive), 4/25/1933 vs BOS; Willie Jones (consecutive), 4/20/1949 at BOS (MLT)

Season—59, Chuck Klein, 1930 (LH); 48, Dick Bartell, 1932 (RH)

Rookie—39, Kiddo Davis, 1932

Career—479, Jimmy Rollins

MOST TRIPLES

Inning—1, held by many

Game—3, Harry Wolverton, 7/13/1900 at PIT (MLT)

Season—20, Jimmy Rollins, 2007

Rookie—19, Juan Samuel, 1984

Career—127, Sherry Magee

MOST HOME RUNS

Inning—2, Andy Seminick, 6/2/1949 vs CIN, 8th; Von Hayes, 6/11/1985 vs NYM, 1st; Trea Turner, 8/19/2023 at WSH, 8th (MLT)

Game—3, 22 times, last: Brad Miller, 7/8/2021 at CHI

Extra-inning game—4, Chuck Klein, 7/10/1936 at PIT (10 inn.); Mike Schmidt, 4/17/1976 at CHI (10 inn.) (consecutive) (MLT)

Game, pitcher—2, Jack Knight, 6/24/1926 at NYG (gm 1); Phil Collins, 7/22/1930 vs PIT; Rick Wise, 6/23/1971 at CIN and 8/28/1971 vs SF; Larry Christenson, 9/5/1976 vs NYM; Randy Lerch, 9/30/1978 at PIT; Robert Person, 6/2/2002 vs MTL; Randy Wolf, 8/11/2004 vs COL

Consecutive games—5, Dick Allen, 1969; Mike Schmidt, 1979; Bobby Abreu, 2005; Chase Utley, 2008 (2x); Rhys Hoskins, 2017; Odúbel Herrera, 2018; Trea Turner, 2023

Consecutive games, pitcher—4, Ken Brett, 6/9-13-18-23/1973 (ML)

3 consecutive games—6, Mike Schmidt, 4/17-18-20/1976

4 consecutive games—7, Mike Schmidt, 4/17-18-20-21/1976

5 consecutive games—7, Mike Schmidt, 7/6-7-8-9-10/1979

First ML at-bat—Emmett Mueller, 4/19/1938 vs BKN; Eddie Sanicki, 9/14/1949 at PIT; Ricky Jordan, 7/17/1988 vs HOU; Marlon Anderson, 9/8/1998 vs NYM; Weston Wilson, 8/9/2023 vs WSH

Season—58, Ryan Howard, 2006 (LH); 48, Mike Schmidt, 1980 (RH)

Rookie—30, Willie Montanez, 1971 (LH); 29, Dick Allen, 1964 (RH)

Career—548, Mike Schmidt

At home, season—29, Chuck Klein, 1932; Ryan Howard, 2006

On road, season—29, Mike Schmidt, 1979; Ryan Howard, 2006

At home, career—265, Mike Schmidt

On road, career—283, Mike Schmidt

Grand slams, game—1, held by many; last: Kyle Schwarber, 7/1/2023 vs WSH

Grand slams, extra-inning game—11 players; last: Brad Miller, 7/29/2021 vs WSH (gm 2, 8th inn.), 11-8 W

Grand slams, pitcher, game—1, 11 times, last: Robert Person, 6/2/2002 vs MTL (Chen)

Grand slams, season—4, Vince DiMaggio, 1945

Grand slams, career—15, Ryan Howard

Multi-HR games, season—8, Kyle Schwarber, 2022 (LH)

Home runs in consecutive at-bats—4, Deron Johnson, 7/10 (1) & 7/11/1971 (3) vs MTL; Mike Schmidt, 4/17/1976 at CHI (10 inn.); Mike Schmidt, 7/6 (1) & 7/7/1979 (3) vs SF; Benito Santiago, 9/14 (1) & 9/15/1996 (3) at CHI (MLT)

INDIVIDUAL BATTING RECORDS

Home runs, 1st two batters, game—Juan Samuel & Von Hayes, 7/29/1984 vs MTL (Gullickson); Gary Redus & Juan Samuel, 7/7/1986 vs ATL (Palmer); Lenny Dykstra & Mickey Morandini, 4/16/1996 at MTL (Paniagua); Jimmy Rollins & Placido Polanco, 9/9/2004 at ATL (Ortiz); Jimmy Rollins & Wil Nieves, 5/18/2014 vs CIN

Home runs from both sides of the plate, game—Steve Jeltz, 6/8/1989 vs PIT; Tomas Perez, 7/24/2001 vs MTL; Jimmy Rollins, 8/12/2006 vs CIN & 7/20/2011 at CHI; Freddy Galvis, 6/4/2017 vs SF

Winning 1-0, extra-inning game—1, held by two: Ron Northey, 6/22/1944 at BOS, 1st game, 15th & Juan Samuel, 8/20/1986 at SF, 10th

MOST EXTRA-BASE HITS

Inning—2, held by many; last: Trea Turner, 8/19/2023 at WSH, 8th (HR, HR) (MLT)

Game—4, held by several; last: Ryan Howard, 6/18/2010 vs MIN (2B, 3B, 2 HR)

Season—107, Chuck Klein, 1930 (LH) (NLT); 88, Jimmy Rollins, 2007 (SW); 81, Mike Schmidt, 1980 (RH)

MOST TOTAL BASES

Inning—8, Andy Seminick, 6/2/1949, 8th, vs CIN; Von Hayes, 6/11/1985, 1st, vs NYM; Trea Turner, 8/19/2023 at WSH, 8th (MLT)

Game—13, John Moore, 7/22/1936; Don Demeter, 9/12/1961; Johnny Callison, 6/6/1965 at CHI (gm 2); Mike Lieberthal, 8/10/2002 at LA; Ryan Howard, 9/3/2006 vs ATL (gm 1) and 6/18/2010 vs MIN

Extra-inning game—17, Mike Schmidt, 4/17/1976 at CHI (10 inn.)

Season—445, Chuck Klein, 1930 (LH); 380, Jimmy Rollins, 2007 (SW); 352, Dick Allen, 1964 (RH)

Rookie—352, Dick Allen, 1964

Career—4,404, Mike Schmidt

MOST RUNS BATTED IN

Inning—5, Von Hayes, 6/11/1985 vs NYM, 1st; Bobby Abreu, 7/24/2003 at CHI, 6th; Chase Utley, 9/2/2010 at COL, 7th

Two consecutive innings—7, Del Ennis, 7/27/1950 vs CHI, 7th/8th; Jayson Werth, 5/16/2008 vs TOR, 2nd/3rd

Game—8, Kitty Bransfield, 7/11/1910 at PIT; Gavvy Cravath, 8/8/1915 at CIN; Willie Jones, 8/20/1958 at STL; Mike Schmidt, 4/17/1976 at CHI (10 inn.); Jayson Werth, 5/16/2008 vs TOR

Consecutive RBI games—10, Pinky Whitney, 1931; Bobby Abreu, 2005; Trea Turner, 2023

Series, any length—13, done 3 times; last: Carlos Santana, 5/7-10/2018 vs SF

Season—170, Chuck Klein, 1930 (LH); 130, Greg Luzinski, 1977 (RH)

Rookie—103, Pinky Whitney, 1928

Career—1,595, Mike Schmidt

MOST SACRIFICE HITS

Game—3, done 15 times; last: Cliff Lee, 5/11/2013 at ARI

Season—43, Kid Gleason, 1905 (RH) (NL)

MOST SACRIFICE FLIES

Game—2, held by several; last: Matt Vierling, 7/2/2022 vs STL

Season—13, Willie Montanez, 1971 (LH); Mike Schmidt, 1980 (RH)

Rookie—13, Willie Montanez, 1971 (MLT)

Career—108, Mike Schmidt

MOST WALKS

Inning—2, held by many; last: Andrew McCutchen, 7/10/2021 at BOS, 8th (MLT)

Game—5, Dick Allen, 8/16/1968 vs SF; Von Hayes, 6/6/1990 at STL; Ryan Howard, 7/30/2006 vs FLA (gm 1) (NLT)

Extra-inning game—5, Andy Seminick, 9/30/1951 vs BKN (14 inn.); Richie Ashburn, 7/16/1954 at CIN (gm 1) (10 inn.)

Doubleheader—6, Clay Dalrymple, 7/4/1967 vs HOU (19 inn.) (NLT)

Season—129, Lenny Dykstra, 1993 (LH); 128, Mike Schmidt, 1983 (RH); 110, Carlos Santana, 2018 (SW)

Rookie—84, Ed Bouchee, 1957

Career—1,507, Mike Schmidt

MOST INTENTIONAL WALKS (since 1955)

Inning—1, held by many

Game—3, done 9 times; last: Bryce Harper, 9/23/2020 at WSH

Season—37, Ryan Howard, 2006

Rookie—14, Willie Montanez, 1971 (NL)

Career—201, Mike Schmidt

MOST HIT BY PITCH

Inning—1, held by many

Game—3, Chase Utley, 4/8/2008 at NYM

Season—27, Chase Utley, 2008 (LH)

MOST STRIKEOUTS

Inning—2, held by many; last: Johan Rojas, 7/16/2023 vs SD (6th)

Game—5, Dick Allen, 6/28/1964 at STL (gm 1); Larry Hise, 5/28/1970 at MTL; Scott Rolen, 8/23/1999 vs SD; Bryson Stott, 4/16/2022 at MIA (MLT); Darren Daulton, 4/16/1991 at CHI (13 inn.); Jim Thome, 7/2/2004 vs BAL (16 inn.); Pat Burrell, 9/16/2008 at ATL; Ryan Howard, 8/24/2010 vs HOU (16 inn.); Roman Quinn, 9/24/2016 at NYM; Odúbel Herrera, 5/25/2017 vs COL (11 inn.)

Consecutive—9, Wayne Twitchell, 1973 (pitcher)

Season—215, Kyle Schwarber, 2023 (LH); 185, Marlon Byrd, 2014 (RH)

Rookie—168, Juan Samuel, 1984

Fewest, season—8, Emil Verban, 1947

Career—1,883, Mike Schmidt

MOST STOLEN BASES

Inning—Unknown

Game—4, Sherry Magee, 7/12/1906 at STL and 8/31/1906 vs NYG; Garry Maddox, 5/29/1978 vs PIT; Jayson Werth, 5/12/2009 vs LAD

Consecutive, single season—35, Jimmy Rollins, 2001

Consecutive, multi-season—39, Jimmy Rollins, 2007-08

2nd, 3rd, home, inning—Sherry Magee, 7/12/1906 at STL, 9th; Pete Rose, 5/11/1980 at CIN, 7th; Jayson Werth, 5/12/2009 vs LAD, 7th

Steal of home, game—2, Sherry Magee, 7/20/1912 at CHI (MLT)

Season—72, Juan Samuel, 1984

Rookie—72, Juan Samuel, 1984

Career—453, Jimmy Rollins

HIGHEST BATTING AVERAGE

Season—.398, Lefty O'Doul, 1929

Rookie—.333, Richie Ashburn, 1948

Career—.326, Chuck Klein

HIGHEST SLUGGING PERCENTAGE

Season—.687, Chuck Klein, 1930

Rookie—.557, Dick Allen, 1964

Career—.553, Chuck Klein (LH); .530, Dick Allen (RH)

MOST GROUNDED INTO DOUBLE PLAYS (since 1933)

Game—3, done 8 times; last: Nick Castellanos, 9/5/2023 at SD

Season—25, Del Ennis, 1950; Ted Sizemore, 1977

Fewest, season—1, Richie Ashburn, 1948; David Dellucci, 2006

TEAM BATTING RECORDS

Since 1900; 9 innings, unless indicated (“Fewest” records do not include shortened seasons)

KEY: (ML) Major League record; (MLT) Major League record tied; (NL) National League record; (NLT) National League record tied

MOST GAMES

Season—163, 1979; 1983; 1989

PLAYERS

Most, season—56, 2019; 2022

Fewest, season—23, 1915

MOST AT-BATS

Plate appearances, inning—Unknown

Plate appearances, game—66, 8/25/1922 vs CHI (MLT); 77, vs CIN, 5/25/2011 (19 inn.)

Game—69, 7/7/1993 vs LA (20 inn.); 53, 8/25/1922 vs CHI

Season—5,688 in 2007 (162 games); 5,667 in 1930 (156 games) (ML record for less than 162 games)

MOST RUNS

Inning—13, 4/13/2003 at CIN, 4th

Inning, opponent—14, 8/25/1922 at CHI, 4th

Consecutive scoreless innings—42.0, 5/18-25/1983

Game—26, 6/11/1985 vs NYM; W 26-7

Game, opponent—28, STL at PHI 6, 7/6/1929 (gm 2) (NL)

Opening game—19, 4/19/1900 vs BOS (10 inn.); W 19-17 (NL)

Shutout game—PHI 18, PIT 0, 7/11/1910; PHI 18, CIN 0, 8/10/1930; PHI 18, CIN 0, 7/14/1934

Shutout game, opponent—NYM 17, PHI 0, 9/25/2016

Most players scoring run, game—13, at CHI, 8/25/1922

Season—944 in 1930 (156 games)

Fewest, season—394 in 1942 (151 games)

MOST HITS

Inning—Unknown

Game—27, 6/11/1985 vs NYM

Game, opponent—30, 9/2/1925 vs NYG (gm 2)

Consecutive, start of game, none out—8, 8/5/1975 vs CHI (MLT)

Season—1,783 in 1930 (156 games) (ML)

Fewest, season—1,113 in 1907 (149 games)

MOST SINGLES

Inning—Unknown

Game—21, 7/25/1900 vs CIN

Season—1,268 in 1930 (156 games)

MOST DOUBLES

Inning—Unknown

Game—11, vs CHI, 6/23/1986 (since 1917)

Season—345 in 1930 (156 games)

MOST TRIPLES

Inning—Unknown

Game—5, 8/2/1986 vs CHI (since 1917)

Season—82 in 1900 (141 games) and 1905 (155 games)

MOST HOME RUNS

Inning—5, 6/2/1949 vs CIN, 8th; Andy Seminick 2, Willie

Jones, Schoolboy Rowe, Del Ennis (MLT)

—4, 8/17/1985 at CHI, 7th; Juan Samuel, Glenn Wilson,

Mike Schmidt (Von Hayes strikes out), Darren Daulton

Game—7, 9/8/1998 vs NYM, 7/26/2018 at CIN and 6/1/2021 at CIN

Game, opponent—9, 9/4/1999 vs CIN

Most consecutive games, one home run—18 in 2008

Most consecutive games, no home runs—30 in 1918

Season, total—224 in 2009 (162 games)

Season, home—123 in 2019

Grand slams, inning—1, many times

Grand slams, game—2, 4/28/1921 vs BOS (Ralph Miller, Lee Meadows); 8/18/1997 vs SF (Billy McMillon, Mike Lieberthal); 9/9/2003 at ATL (Tomas Perez, Jason Michaels) (MLT); 4/27/2009 vs WSH (Ryan Howard and Raúl Ibañez); 4/7/2018 vs MIA (Maikel Franco and Aaron Altherr)

Grand slams, season—11 in 2009

MOST EXTRA-BASE HITS

Inning—7, 6/2/1949 vs CIN, 8th inn.; 7/6/1986 vs CIN, 3rd inn. (MLT)

Game—15, 6/23/1986 vs CHI (NLT)

Game, opponent—15, 8/24/2015 vs NYM

MOST TOTAL BASES

Inning—26, 6/2/1949 vs CIN, 8th (5 HR, 1 3B, 1 2B, 1 1B)

Game—46, 7/17/2007 at LAD

Game, extra innings—48, 5/17/1979 at CHI (10 inn.)

Game, opponent—51, 8/24/2015 vs NYM

Season—2,605 in 2007 (162 games); 2,594 in 1930 (156 games)

MOST RUNS BATTED IN

Inning—Unknown

Game—25, 6/11/1985 vs NYM

Season—884 in 1930 (156 games)

MOST SACRIFICE HITS

Inning—3, 9/23/1967 vs LA, 7th (MLT)

Game—6, done 4 times; last: 8/19/1922 at STL

Season—277 in 1909

MOST SACRIFICE FLIES

Inning—2, many times; last: 6/27/2017 at SEA, 5th

Game—3, many times; last: 7/19/2017 at MIA

Season—74 in 1977 (162 games)

MOST WALKS

Inning—Unknown

Game—14, 7/6/1918 at CIN

Game, extra innings—18, 7/2/2004 vs BAL (16 inn.) (NL)

Season—665 in 1993 (162 games); 652 in 1955 (154 games)

MOST INTENTIONAL WALKS

Inning—Unknown

Game—5, done 5 times; last: 6/2/1988 vs STL

Season—101 in 1967

MOST LEFT ON BASE

Inning—3, many times

Game—20, 9/4/1922 vs BKN and 8/14/1990 vs SF

Doubleheader—29, 5/15/1955 vs MIL (NLT)

Game, no runs scored—14, 9/22/1971 vs MTL

Season—1,295 in 2007

Fewest, season—991 in 1920 (153 games)

MOST HIT BY PITCH

Inning—3, 5/15/1960 vs CIN (gm 1), 8th; 8/31/2007 at FLA, 2nd (MLT)

Game—4, 9/14/1904 at BKN; 5/15/1960 at CIN (gm 1); 9/21/2016 vs CWS

Season—95 in 2006 (162 games)

Fewest, season—9 in 1939 (152 games) (NLT)

TEAM BATTING RECORDS

MOST STRIKEOUTS

Inning—4, Wes Covington, Tony Gonzalez, Dick Stuart, Clay Dalrymple, 4/17/1965, 2nd, vs LAD's Don Drysdale; Greg Dobbs, Jimmy Rollins, Shane Victorino, Ryan Howard, 6/21/2008, 8th, vs LAA's Scot Shields (MLT)

Game—19, 10/6/1991 vs NYM (David Cone); 20, 6/12/2009 vs BOS (13 inn.) and 8/24/2013 vs ARI (18 inn.)

Season—1,520 in 2018 (162 games)

Fewest, season—452, in 1924 (152 games)

MOST STOLEN BASES

Inning—8, 7/7/1919 vs NYG (gm 1), 9th (MLT)

Game—11, 7/12/1906 at STL

Season—205 in 1900

MOST GROUNDED INTO DOUBLE PLAYS

Game—6, 5/17/2003 at HOU

Season—144 in 1950 (157 games)

Fewest, season—90, in 2009 (162 games)

HIGHEST BATTING AVERAGE

Season—.315 in 1930 (156 games)

LOWEST BATTING AVERAGE

Season—.232 in 1942 (151 games)

HIGHEST SLUGGING PERCENTAGE

Season—.467 in 1929 (154 games)

LOWEST SLUGGING PERCENTAGE

Season—.305 in 1907 (149 games)

HIGHEST ON-BASE PERCENTAGE

Season—.376 in 1929

LOWEST ON-BASE PERCENTAGE

Season—.289 in 1942

PINCH-HITTING RECORDS

KEY: (ML) Major League record; (MLT) Major League record tied; (NL) National League record; (NLT) National League record tied

INDIVIDUAL RECORDS

MOST AT-BATS

Season—74, Ross Gload, 2011

Rookie—61, Jeff Grotewold, 1992

Career—461, Greg Gross

MOST HITS

Season—22, Greg Dobbs, 2008

Consecutive, season—8, Dave Philley, 9/9-28/1958 (MLT)

Consecutive—9, Dave Philley, 9/9-28/1958, 4/16/1959 (ML)

Rookie—16, Mike Rogodzinski, 1973

Career—117, Greg Gross

MOST DOUBLES

3 consecutive games—3, Doug Clemens, 6/5-6-7/1967 (NLT)

MOST HOME RUNS

Season—5, Gene Freese, 1959; Matt Stairs, 2009

Consecutive, season—3, Del Unser, 6/30; 7/5; 7/10 in 1979 (MLT)

Rookie—3, Len Matuszek, 1984; Dave Hollins, 1990; Jeff Grotewold, 1992

Career—9, Cy Williams

Grand slams, game—1, held by 22 players, last: Andrew McCutchen, 6/23/2021 vs WSH (McGowin)

Grand slams, season—2, Davey Johnson, 4/30/1978 and 6/3/1978 (MLT)

Grand slam, pitcher—Schoolboy Rowe, 5/2/1943 (MLT)

MOST RUNS BATTED IN

Season—18, Greg Dobbs, 2007 (since 1950)

MOST WALKS

Season—16, Harry McCurdy, 1933; Matt Stairs, 2009

Career—82, Greg Gross

TEAM RECORDS

MOST PINCH-HITTERS USED

Inning—5, 4/30/1961 vs STL, 8th

Game—8, 10/1/1991 vs CHI (13-inn. game); (PHI had 6 on 10/1/1999 vs MTL and 9/11/2018 vs WSH (gm 1) – 9.0 innings)

Season—27 in 1996

MOST PINCH AT-BATS

Game—Unknown

Season—290, in 1984 (since 1950)

MOST PINCH HITS

Inning—4, 9/12/1974 vs PIT, 8th (MLT)

Game—Unknown

Season—70, in 1984 (since 1950)

MOST PINCH HOME RUNS

Inning—1, many times; last: Brandon Marsh, 8/2/2023 at MIA, 10th

Game—2, 6/2/1928 vs STL; 8/13/1958 vs PIT; 9/4/2019 at CIN (MLT)

Season—11 in 1958

MOST PINCH RBI

Game—Unknown

Season—64 in 1958 (since 1950)

MOST PINCH WALKS

Inning—3, 7/18/1997 vs PIT, 6th (MLT)

Season—Unknown (since 1991 - 37 in 2000)

MOST PINCH STRIKEOUTS

Inning—3, 7/6/1970 vs PIT, 9th; 7/1/1997 at BAL, 9th (MLT)

Game—4, 9/16/1960 vs MIL; 9/7/1989 vs CHI; 9/10/2011 at MIL

HIGHEST PINCH-HITTING AVERAGE

Season—.308 in 1958 (since 1950)

LOWEST PINCH-HITTING AVERAGE

Season—.157 in 2016 (since 1950)

HITTING STREAKS

38	Jimmy Rollins, 2005-06 (SW) #	20	Pancho Herrera, 1960 ^ +
36	Jimmy Rollins, 2005 (SW) *	20	Garry Maddox, 1978
35	Chase Utley, 2006 (LH) *	19	Gavvy Cravath, 1917 *
31	Ed Delahanty, 1899 *	19	Pinky Whitney, 1928
27	Billy Hamilton, 1894 (LH)	19	Mickey Haslin, 1935
26	Chuck Klein, 1930 (LH) *	19	Del Ennis, 1947
26	Chuck Klein, 1930 (LH) *	19	John Kruk, 1989 (LH)
25	Chuck Klein, 1929 (LH)	19	Chase Utley, 2007 (LH)
24	Willie Montanez, 1974 (LH) *	18	Gene Paulette, 1920
23	Goldie Rapp, 1921 (SW) ^ +	18	Irish Meusel, 1921
23	Johnny Moore, 1934 (LH)	18	Pinky Whitney, 1931
23	Richie Ashburn, 1948 (LH) ^ +	18	Richie Ashburn, 1955 (LH)
23	Willie Jones, 1949-50 #	18	Willie Jones, 1956
23	Pete Rose, 1979 (SW) *	18	Larry Bowa, 1970 (SW) +
23	Lonnie Smith, 1981 ^ +	18	Larry Bowa, 1981 (SW)
23	Lenny Dykstra, 1990 (LH) *	18	Ricky Jordan, 1988 +
22	Chuck Klein, 1931 (LH) *	18	Mariano Duncan, 1993
22	Chick Fullis, 1933	18	Doug Glanville, 1998
21	Irish Meusel, 1920	18	Raúl Ibañez, 2010 (LH)
21	Cotton Tierney, 1923	17	Pinky Whitney, 1930
21	Danny Litwhiler, 1940 ^ +	17	Chuck Klein, 1931 (LH)
21	Pete Rose, 1982 (SW)	17	Richie Ashburn, 1950 (LH)
21	Odúbel Herrera, 2017 (LH) *	17	Mel Clark, 1952 +
20	Gene Paulette, 1920	17	Del Ennis, 1955
20	Nelson Hawks, 1925 (LH)	17	Tony Gonzalez, 1962 (LH)
20	Fresco Thompson, 1929	17	Mike Schmidt, 1979
20	Chuck Klein, 1932 (LH)	17	Pete Rose, 1981 (SW)
20	Ethan Allen, 1935	17	Juan Samuel, 1988
20	Richie Ashburn, 1951 (LH)	17	Bobby Abreu, 2002 (LH)
		17	Bryson Stott, 2023 (LH)

* Led league
 ^ Tied for league lead
 + Rookie
 # Over two seasons

TOP 20 HITTING PHILLIES PITCHERS (Minimum 40 AB)

Pitcher	Year	Avg	H-AB
Lefty Weinert	1923	.322	19-59
Oscar Judd	1946	.316	25-79
Lee Meadows	1922	.314	27-86
Al Orth	1900	.310	40-129
Dennis Cook	1990	.310	13-42
Harvey Haddix	1957	.309	21-68
Schoolboy Rowe	1943	.300	36-120
Les Sweetland	1929	.292	26-89
Steve Carlton	1978	.291	25-86
Jack Scott	1927	.289	33-114
Brad Hogg	1919	.283	17-60
Dick Ruthven	1978	.283	15-53
Claude Passeau	1936	.282	22-78
Al Orth	1901	.281	36-128
Les Sweetland	1930	.281	36-128
Chief Bender	1916	.279	12-43
Schoolboy Rowe	1947	.278	22-79
Herm Wehmeier	1955	.278	20-72
Bucky Walters	1937	.277	38-137
Hal Carlson	1924	.276	21-76
Doc White	1901	.276	27-98

PITCHING



PHILLIES CAREER PITCHING TOP 10

GAMES

Roberts	529
Carlton (LH)	499
Madson	491
McGraw (LH)	463
Short (LH)	459
Reed	458
Neris	405
Cormier (LH)	363
Farrell	359
Alexander	338

GAMES STARTED

Carlton (LH)	499
Roberts	472
Short (LH)	301
Hamels (LH)	294
Alexander	280
Simmons (LH)	263
NOLA	235
Schilling	226
Christenson	220
Bunning	208

COMPLETE GAMES

Roberts	272
Alexander	219
Carlton (LH)	185
Ferguson	165
Duggleby	156
Sparks	150
Taylor	150
Orth	149
Carsey	141
Fraser	133

SHUTOUTS

Alexander	61
Carlton (LH)	39
Roberts	35
Short (LH)	24
Bunning	23
Sparks	18
Simmons (LH)	18
McQuillan	17
Moore	17
Duggleby	16

ERA

(min. 1,000 IP, since 1912)

Alexander	2.12
Mayer	2.81
Rixey (LH)	2.83
Bunning	2.93
Carlton (LH)	3.09
Hamels (LH)	3.30
Schilling	3.35
Short (LH)	3.38
Roberts	3.46
Wise	3.60

WINS

Carlton (LH)	241
Roberts	234
Alexander	190
Short (LH)	132
Simmons (LH)	115
Hamels (LH)	114
Schilling	101
Ferguson	99
Orth	98
Carsey	95
Sparks	95
Taylor	95

LOSSES

Roberts	199
Carlton (LH)	161
Short (LH)	127
Simmons (LH)	110
Rixey (LH)	103
Duggleby	99
Ring	98
Sparks	95
Alexander	91
Hamels (LH)	90

SAVES

(since 1969)

Papelbon	123
Mesa	112
Bedrosian	103
Williams (LH)	102
Lidge	100
McGraw (LH)	94
Reed	90
Neris	84
Bottalico	78
Wagner (LH)	59

INNINGS PITCHED

Roberts	3,739.1
Carlton (LH)	3,697.1
Alexander	2,513.2
Short (LH)	2,253.0
Simmons (LH)	1,939.2
Hamels (LH)	1,930.0
Sparks	1,698.0
Duggleby	1,684.0
Schilling	1,659.1
Rixey (LH)	1,604.0

WINNING PCT

(min. 150 decisions)

Alexander	.676
Ferguson	.607
Carlton (LH)	.600
Orth	.594
Carsey	.579
Taylor	.576
Schilling	.564
Hamels (LH)	.559
NOLA	.559
Bunning	.549

HITS ALLOWED

Roberts	3,661
Carlton (LH)	3,224
Alexander	2,141
Short (LH)	2,129
Simmons (LH)	1,865
Carsey	1,812
Taylor	1,800
Duggleby	1,791
Hamels (LH)	1,717
Orth	1,687

RUNS ALLOWED

Roberts	1,591
Carlton (LH)	1,454
Carsey	1,082
Taylor	1,052
Short (LH)	949
Simmons (LH)	919
Ring	896
Duggleby	825
Orth	816
Alexander	812

EARNED RUNS ALLOWED

(since 1912)

Roberts	1,437
Carlton (LH)	1,270
Short (LH)	845
Simmons (LH)	789
Carsey	771
Ring	730
Taylor	726
Hamels (LH)	707
P. Collins	642
Schilling	617

STRIKEOUTS

Carlton (LH)	3,031
Roberts	1,871
Hamels (LH)	1,844
Short (LH)	1,585
NOLA	1,582
Schilling	1,554
Alexander	1,409
Bunning	1,197
Simmons (LH)	1,052
Myers	986

WALKS

Carlton (LH)	1,252
Short (LH)	762
Roberts	718
Simmons (LH)	718
Ring	636
Alexander	561
Carsey	536
E. Moore	518
Hamels (LH)	492
Gleason	482

GAMES FINISHED

McGraw (LH)	313
Reed	255
Farrell	244
Baldschun	214
Papelbon	204
Konstanty	203
Neris	197
Bottalico	192
Bedrosian	188
Mesa	183

RELIEF APPEARANCES

Madson	473
McGraw (LH)	460
Reed	449
Neris	405
Cormier (LH)	363
Farrell	357
Baldschun	333
Bottalico	330
Konstanty	291
Tekulve	291

RELIEF INNINGS

Reed	763.0
McGraw (LH)	708.0
Farrell	595.2
Baldschun	543.1
Madson	539.0
Konstanty	529.2
Neris	407.2
Garber	392.2
Bottalico	370.0
Tekulve	367.1

RELIEF WINS

Reed	54
McGraw (LH)	49
Farrell	47
Konstanty	40
Baldschun	39
Madson	39
Garber	33
Cormier (LH)	28
Gomes	27
Tekulve	24

RELIEF STRIKEOUTS

Neris	520
Reed	519
Madson	486
McGraw (LH)	483
Baldschun	420
Farrell	402
Bottalico	361
Bastardo (LH)	305
Garber	290
Meyer	286

PHILLIES SEASON PITCHING TOP 10

GAMES

Tekulve, 1987	90
Cormier, 2004	84
Geary, 2006	81
Romero, 2008	81
Madson, 2009	79
Neris, 2016	79
Madson, 2005	78
Worrell, 2004	77
West, 1993	76
Spradlin, 1997	76
Madson, 2008	76

GAMES STARTED

Coleman, 1883	61
Gleason, 1890	55
Daily, 1885	50
Weyhing, 1892	49
Ferguson, 1884	47
Buffinton, 1888	46
Vickery, 1890	46
Ferguson, 1885	45
Ferguson, 1886	45
Casey, 1887	45
Alexander, 1916	45

COMPLETE GAMES

Coleman, 1883	59
Gleason, 1890	54
Daily, 1885	49
Ferguson, 1884	46
Weyhing, 1892	46
Ferguson, 1885	45
Ferguson, 1886	43
Casey, 1887	43
Buffinton, 1888	43
Vickery, 1890	41
Gleason, 1891	40

SHUTOUTS

Alexander, 1916	16
Alexander, 1915	12
Alexander, 1913	9
Sanders, 1888	8
Alexander, 1917	8
Carlton, 1972	8
McQuillan, 1908	7
Alexander, 1911	7
Bunning, 1965	7
13 with	6

ERA

(since 1912)

Alexander, 1915	1.22
Alexander, 1916	1.55
Alexander, 1917	1.84
Rixey, 1916	1.85
Carlton, 1972	1.98
Short, 1964	2.20
Rixey, 1917	2.27
Bunning, 1967	2.29
Meadows, 1919	2.34
Carlton, 1980	2.34

WINS

Gleason, 1890	37
Alexander, 1916	33
Weyhing, 1892	32
Alexander, 1915	31
Ferguson, 1886	30
Alexander, 1917	30
Casey, 1887	28
Buffinton, 1888	28
Buffinton, 1889	28
Alexander, 1911	28
Roberts, 1952	28

LOSSES

Coleman, 1883	48
Ferguson, 1884	25
Gleason, 1891	24
Fraser, 1904	24
Daily, 1885	23
Rixey, 1920	22
Mulcahy, 1940	22
Roberts, 1957	22
Weyhing, 1892	21
Rixey, 1917	21
Scott, 1927	21
Walters, 1936	21

SAVES

(since 1969)

Mesa, 2002	45
Williams, 1993	43
Mesa, 2001	42
Lidge, 2008	41
Bedrosian, 1987	40
Papelbon, 2014	39
Wagner, 2005	38
Papelbon, 2012	38
Gómez, 2016	37
Bottalico, 1996	34
Bottalico, 1997	34
Gordon, 2006	34

INNINGS PITCHED

Coleman, 1883	538.0
Gleason, 1890	506.0
Weyhing, 1892	470.0
Daily, 1885	440.0
Gleason, 1891	418.0
Ferguson, 1884	417.0
Ferguson, 1885	405.0
Buffinton, 1888	400.0
Ferguson, 1886	396.0
Casey, 1887	390.0
Alexander, 1916	390.0

WINNING PCT

(min. 15 decisions)

Orth, 1899	.813
Roberts, 1952	.800
Greene, 1993	.800
Ferguson, 1886	.769
Carlton, 1981	.765
Christenson, 1977	.760
Denny, 1983	.760
Halladay, 2011	.760
Donahue, 1899	.759
Alexander, 1915	.756

HITS ALLOWED

Coleman, 1883	772
Gleason, 1890	479
Carsey, 1895	460
Taylor, 1896	459
Ferguson, 1884	443
Gleason, 1891	431
Weyhing, 1892	411
Sanders, 1889	406
Vickery, 1890	405
Taylor, 1895	403

RUNS ALLOWED

Coleman, 1883	510
Ferguson, 1884	297
Taylor, 1896	282
Carsey, 1895	274
Gleason, 1890	253
Vickery, 1890	250
Gleason, 1891	237
Weyhing, 1893	235
Taylor, 1895	233
Carsey, 1893	229
Carsey, 1894	229

EARNED RUNS ALLOWED

(since 1912)

Roberts, 1956	147
Benge, 1930	143
Sweetland, 1930	143
Passeau, 1937	141
Benge, 1929	139
Mulcahy, 1938	137
Willoughby, 1929	136
Scott, 1927	132
Ring, 1923	131
Ring, 1925	131

STRIKEOUTS

Schilling, 1997	319
Carlton, 1972	310
Schilling, 1998	300
Carlton, 1980	286
Carlton, 1982	286
Carlton, 1983	275
Bunning, 1965	268
Bunning, 1967	253
Bunning, 1966	252
WHEELER, 2021	247

WALKS

Vickery, 1890	184
Weyhing, 1892	168
Gleason, 1890	167
Gleason, 1891	165
Moore, 1911	165
Weyhing, 1893	145
Carlton, 1974	136
Seaton, 1913	135
Alexander, 1911	129
De Jesus, 1991	128

GAMES FINISHED

Wagner, 2005	70
Mesa, 2002	64
Papelbon, 2012	64
Konstanty, 1950	62
Holland, 1984	61
Bottalico, 1997	61
Lidge, 2008	61
McDowell, 1990	60
Williams, 1991	60
Mesa, 2001	59
Gómez, 2016	59

RELIEF APPEARANCES

Tekulve, 1987	90
Cormier, 2004	84
Geary, 2006	81
Romero, 2008	81
Madson, 2009	79
Neris, 2016	79
Madson, 2005	78
Worrell, 2004	77
West, 1993	76
Spradlin, 1997	76
Madson, 2008	76

RELIEF INNINGS

Karl, 1945	164.2
Konstanty, 1950	152.0
Selma, 1970	134.1
Baldschun, 1964	118.1
Baldschun, 1963	113.2
Baldschun, 1962	112.2
Reed, 1977	111.0
Konstanty, 1951	110.2
Garber, 1975	110.0
Tekulve, 1986	110.0

RELIEF WINS

Konstanty, 1950	16
Reed, 1979	13
Baldschun, 1962	12
Parrett, 1989	12
Williams, 1991	12
Baldschun, 1963	11
Tekulve, 1986	11
Farrell, 1957	10
Farrell, 1960	10
Garber, 1975	10

RELIEF STRIKEOUTS

Selma, 1970	153
Neris, 2016	102
Holland, 1983	100
Diekman, 2014	100
Parrett, 1989	98
Neris, 2021	98
Baldschun, 1964	96
Baldschun, 1962	95
Kimbrel, 2023	94
Garber, 1976	92
Lidge, 2008	92
Papelbon, 2012	92

NO-HITTERS/ONE-HITTERS

NO-HITTERS BY PHILLIES (14)

Pitcher(s)	Age	Date/Opponent	Score
Charles Ferguson	22 years, 134 days	8/29/1885 vs PRO	1-0
Red Donahue	25 years, 166 days	7/8/1898 vs BOS	5-0
Chick Fraser	30 years, 23 days	9/18/1903 at CHI (gm 2)	10-0
Johnny Lush (LH)	20 years, 205 days	5/1/1906 at BKN	6-0
Jim Bunning	32 years, 242 days	6/21/1964 at NYM (gm 1)*	6-0
Rick Wise	25 years, 283 days	6/23/1971 at CIN	4-0
Terry Mulholland (LH)	27 years, 159 days	8/15/1990 vs SF	6-0
Tommy Greene	24 years, 47 days	5/23/1991 at MTL	2-0
Kevin Millwood	28 years, 124 days	4/27/2003 vs SF	1-0
Roy Halladay	33 years, 15 days	5/29/2010 at FLA*	1-0
Roy Halladay	33 years, 145 days	10/6/2010 vs CIN#	4-0
Cole Hamels (LH), Jake Diekman (LH), Ken Giles, Jonathan Papelbon		9/1/2014 at ATL+	7-0
Cole Hamels (LH)	31 years, 210 days	7/25/2015 at CHI	5-0
Michael Lorenzen	31 years, 217 days	8/9/2023 vs WSH	7-0

* Perfect game; # Postseason; + Combined

NO-HITTERS VS PHILLIES (24)

Pitcher	Date/Opponent	Score	Pitcher	Date/Opponent	Score
Noodles Hahn (LH)	7/12/1900 at CIN	4-0	Don Nottebart	5/17/1963 at HOU	4-1
Lefty Leifield (LH)	9/26/1906 vs PIT*	8-0	Sandy Koufax (LH)	6/4/1964 vs LAD	3-0
Hooks Wiltse (LH)	7/4/1908 at NYG	1-0	George Culver	7/29/1968 vs CIN	6-1
Charles Tesreau	9/6/1912 vs NYG	3-0	Bill Stoneman	4/17/1969 vs MTL	7-0
George Davis	9/9/1914 at BOS	7-0	Bill Singer	7/20/1970 at LAD	5-0
Jesse Barnes	5/7/1922 at NYG	6-0	Burt Hooton	4/16/1972 at CHI	4-0
Dazzy Vance	9/13/1925 at BKN	10-1	Bob Forsch	4/16/1978 at STL	5-0
Jim Tobin	6/22/1944 at BOS*	7-0	Pascual Perez	9/24/1988 vs MTL*	1-0
Jim Wilson	6/12/1954 at MIL	2-0	Josh Beckett	5/25/2014 vs LAD	6-0
Sal Maglie	9/25/1956 at BKN	5-0	Taylor Megill, Drew Smith, Joely Rodríguez (LH), Seth Lugo, Edwin Díaz	4/29/2022 at NYM+	3-0
Mike McCormick	6/12/1959 at SF*	3-0	Cristian Javier, Bryan Abreu, Rafael Montero		
Lew Burdette	8/18/1960 at MIL	1-0	Ryan Pressly	11/2/2022 vs HOU#+	5-0
Warren Spahn (LH)	9/16/1960 at MIL	4-0			

* Less than nine innings; # Postseason; + Combined

ONE-HITTERS BY PHILLIES

One-Hitters	Pitchers
5	Grover Alexander, Steve Carlton
3	Robin Roberts
2	Frank Corridon, Tully Sparks
1	Chief Bender, Jim Bunning, Bill Burns, Don Carman, George Chalmers, Bubba Church, Phil Collins, Ray Culp, Chick Fraser, Ken Heintzelman, Tom Hughes, Larry Jackson, Johnny Lush, Art Mahaffey, George McQuillan, Russ Meyer, Earl Moore, Lew Moren, David Palmer, Togie Pittinger, Dick Ruthven, Charley Schanz, Curt Schilling, Curt Simmons, Rick Wise, Randy Wolf
Combined (10):	Earl Moore & Bert Humphries; Joe Bowman & Claude Passeau; Russ Meyer & Jim Konstanty; Steve Carlton & Tug McGraw; Tom Hume & Kent Tekulve; Don Carman & Steve Bedrosian; Marvin Freeman & Kent Tekulve; Jamie Moyer, Ryan Madson & J.C. Romero; Cole Hamels, Ryan Madson, J.C. Romero, Chad Durbin & Brad Lidge; Roy Oswalt, Ryan Madson & Brad Lidge

MOST 20-WIN SEASONS

Alexander	6
Roberts	6
Carlton (LH)	5
Ferguson	4
Buffinton	3
Taylor	3

SHUTOUTS

THREE OR MORE CONSECUTIVE SHUTOUTS

4	Grover Alexander, 1911	3	Grover Alexander, 1916	3	Robin Roberts, 1950	3	Cliff Lee, 2011
9/7	1-0 at BOS	8/9	1-0 vs CIN	7/22	2-0 at CIN	6/16	3-0 vs FLA
9/13	2-0 vs BKN	8/14	8-0 vs NYG	7/25	1-0 vs CHI	6/22	4-0 at STL
9/17	6-0 at CIN	8/18	3-0 at CIN	7/30	10-0 vs PIT	6/28	5-0 vs BOS
9/21	4-0 at CHI						

DOUBLEHEADER SHUTOUTS

Date/Opponent	Pitchers	Scores	Date/Opponent	Pitchers	Scores
9/26/1912 at BKN	Alexander/Seaton	7-0/11-0	5/20/1943 vs CHI	Fuchs/Gerheuser	2-0/2-0
9/5/1913 at BOS	Seaton/Alexander	1-0/0-0	7/25/1950 vs CHI	Church/Roberts	7-0/1-0
9/1/1916 vs BKN	Alexander/Rixey	3-0/6-0	8/27/1951 vs CIN	Thompson/K. Johnson	2-0/3-0
7/21/1935 at CIN	C. Davis/Bowman	4-0/2-0	4/23/1961 vs CHI	Sullivan/Mahaffey	1-0/6-0

MISCELLANEOUS PITCHING RECORDS

PITCHERS WITH .500 OR BETTER WINNING PCT. (Minimum 100 Decisions)

Pitcher	Years	W-L	Pct.
Grover Alexander	1911-17; 30	190-91	.676
Charlie Ferguson	1884-87	99-64	.607
Red Donahue	1898-1901	74-48	.607
Charlie Buffinton	1887-1889	77-50	.606
Steve Carlton	1972-86	241-161	.600
Al Orth	1895-1901	98-71	.580
Gus Weyhing	1892-95	71-53	.573
Kid Carsey	1892-97	94-71	.570
Curt Schilling	1992-2000	101-78	.564
Cole Hamels	2006-15	114-90	.559
Aaron Nola	2015-present	90-71	.559
Jim Lonborg	1973-79	75-60	.556
Jack Taylor	1892-97	96-77	.555
Erskine Mayer	1912-18	76-61	.555
Shane Rawley	1984-88	59-48	.551
Dan Casey	1886-89	72-59	.550
Jim Bunning	1964-67; 70-71	89-73	.549
Frank Corridon	1904-05; 07-09	59-49	.546
Dick Ruthven	1973-75; 78-83	78-65	.545
Robin Roberts	1948-61	234-199	.540
Larry Christenson	1973-83	83-71	.539
Brett Myers	2002-09	73-63	.537
Randy Wolf	1999-2006	69-60	.535
Kid Gleason	1888-91	78-70	.527
George McQuillan	1907-10; 15-16	54-49	.524
Terry Mulholland	1989-93	62-57	.521
Kyle Kendrick	2007-14	74-68	.521
Curt Simmons	1947-50; 52-60	115-109	.513
Earl Moore	1908-13	67-64	.511
Chris Short	1959-72	132-127	.510
Don Carman	1983-90	53-52	.505

BEST WIN-LOSS DIFFERENTIAL

+21	Charlie Ferguson	1886	30-9
	Kid Gleason	1890	38-17
	Grover Alexander	1915	31-10
	Grover Alexander	1916	33-12
	Robin Roberts	1952	28-7
+17	Grover Alexander	1917	30-13
	Steve Carlton	1972	27-10
+15	Dan Casey	1887	28-13
	Grover Alexander	1911	28-13
	Tom Seaton	1913	27-12
	Steve Carlton	1980	24-9
+14	Tully Sparks	1907	22-8
	Grover Alexander	1913	22-8
+13	Red Donahue	1899	21-8
	Steve Carlton	1976	20-7
	Steve Carlton	1977	23-10
	Larry Christenson	1977	19-6
	John Denny	1983	19-6
	Roy Halladay	2011	19-6
+12	Charlie Ferguson	1887	22-10
	Charlie Buffinton	1889	28-16
	Jack Taylor	1895	26-14
	Grover Alexander	1914	27-15
	Eppa Rixey	1916	22-10
	Steve Carlton	1982	23-11
	Tommy Greene	1993	16-4
+11	Gus Weyhing	1892	32-21
	Al Orth	1899	14-3
	Jack Sanford	1957	19-8
	Jim Bunning	1964	19-8
	Roy Halladay	2010	21-10
	Cole Hamels	2012	17-6
	Aaron Nola	2018	17-6
+10	Jack Taylor	1894	23-13
	Wiley Piatt	1898	24-14
	Jim Bunning	1965	19-9
	Cole Hamels	2007	15-5

MISCELLANEOUS PITCHING RECORDS

MOST STRIKEOUTS, PHILLIES PITCHERS

SO	Pitcher	Date	Opponent
18	Chris Short (LH)	10/2/1965	at NYM (15 inn.)
17	Art Mahaffey	4/23/1961	vs CHI
16	Steve Carlton (LH)	6/9/1982	vs CHI
16	Curt Schilling	9/1/1997	vs NYY
16	Cliff Lee (LH)	5/6/2011	vs ATL
16	Vince Velasquez	4/14/2016	vs SD
15	Steve Carlton (LH)	9/16/1981	at NYM
15	Curt Schilling	7/21/1997	vs PIT
15	Curt Schilling	4/5/1998	at ATL
15	Cole Hamels (LH)	4/21/2007	at CIN
14	Si Johnson	4/22/1941	at BOS
14	Chris Short (LH)	9/13/1963	vs LAD
14	Jim Bunning	6/7/1966	vs CIN
14	Steve Carlton (LH)	4/25/1972	at SF
14	Steve Carlton (LH)	8/21/1977	vs HOU
14	Steve Carlton (LH)	9/9/1977	vs STL
14	Steve Carlton (LH)	7/8/1979	vs SF
14	Steve Carlton (LH)	9/21/1982	at STL
14	Terry Mulholland (LH)	6/4/1993	vs COL
14	Curt Schilling	8/20/1998 (gm 1)	vs ARI
14	Roy Halladay	4/24/2011	vs SD
14	Roy Halladay	8/16/2011	vs ARI
14	Cliff Lee (LH)	9/16/2013	vs MIA
14	Zack Wheeler	5/29/2021	at TB

MOST STRIKEOUTS, OPPOSING PITCHERS

SO	Pitcher	Date	Opponent
19	David Cone	10/6/1991	vs NYM
16	Sandy Koufax (LH)	6/22/1959	at LAD
16	Sandy Koufax (LH)	5/26/1962	at LAD
16	Bob Veale (LH)	6/1/1965	at PIT
16	Sandy Koufax (LH)	7/27/1966	at LAD (11 inn.)
16	Steve Carlton (LH)	9/20/1967	vs STL
16	Steve Carlton (LH)	5/21/1970	vs STL
16	Bob Gibson	5/23/1970	vs STL
16	Dwight Gooden	9/17/1984	vs NYM

40 WINS BY A DUO, ONE SEASON

55	1916 – Grover Alexander (33) and Eppa Rixey, LH (22)
52	1915 – Grover Alexander (31) and Erskine Mayer (21)
49	1913 – Tom Seaton (27) and Grover Alexander (22)
48	1914 – Grover Alexander (27) and Erskine Mayer (21)
46	1917 – Grover Alexander (30) and Joe Oeschger/Eppa Rixey, LH (16)
43	1911 – Grover Alexander (28) and Earl Moore (15)
42	1952 – Robin Roberts (28) and Karl Drews/Curt Simmons, LH (14)
	1977 – Steve Carlton, LH (23) and Larry Christenson (19)
41	1901 – Red Donahue (21) and Al Orth (20)
	1905 – Togie Pittinger (23) and Bill Duggleby (18)
	1980 – Steve Carlton, LH (24) and Dick Ruthven (17)
40	1907 – Tully Sparks (22) and Frank Corridon (18)

10 STRIKEOUTS OR MORE, GAME

(Since 1900)

# of Games	Pitchers
70	Steve Carlton
48	Curt Schilling
30	Aaron Nola
29	Cole Hamels
25	Jim Bunning
22	Cliff Lee
17	Chris Short
13	Zack Wheeler
11	Brett Myers
9	Grover Alexander, Ray Culp, Randy Wolf
8	Robin Roberts
7	Roy Halladay, Robert Person
6	Art Mahaffey, Earl Moore
5	Grant Jackson, Nick Pivetta, Jack Sanford, Vince Velasquez
4	Dennis Bennett, Larry Christenson, Sid Fernandez, Kevin Gross, Terry Mulholland, Curt Simmons, Rick Wise
3	A.J. Burnett, John Denny, Brandon Duckworth, Woodie Fryman, Tommy Greene, Wayne LaMaster
2	Jake Arrieta, Matt Beech, Joe Blanton, Ralph Caldwell, George Chalmers, Zach Eflin, Jerad Eickhoff, Kyle Gibson, Tyler Green, Harvey Haddix, Ken Howell, Cory Lidle, Johnny Lush, Lee Meadows, Kevin Millwood, Vicente Padilla, Jimmy Ring, Dick Ruthven, Cristopher Sánchez, Doc White
1	Bo Belinsky, Ray Benge, Ken Brett, Chris Brock, Don Cardwell, Gene Conley, Harry Coveleski, Omar Daal, Jose DeJesus, Murry Dickson, Chick Fraser, Mike Grace, Jack Hamilton, J.A. Happ, Ken Heintzelman, Charles Hudson, Si Johnson, Syl Johnson, Mark Leiter, Jon Lieber, John Lindell, Jack Meyer, Eric Milton, Seth Morehead, Hugh Mulcahy, Lowell Palmer, Claude Passeau, Hub Pruett, Ken Raffensberger, Shane Rawley, Eppa Rixey, Tom Seaton, Drew Smyly, Garrett Stephenson, Matt Strahm, Ranger Suárez, Wayne Twitchell, Mike Williams, Vance Worley

PHILLIES MONTHLY SAVES LEADERS

April	Mitch Williams	10 in 1993
May	Heathcliff Slocumb	12 in 1995
June	Steve Bedrosian	10 in 1988
July	Steve Bedrosian	10 in 1987
August	Jose Mesa	10 in 2002
September	Al Holland	9 in 1983
	Brad Lidge	9 in 2010
	Héctor Neris	9 in 2017
October	Tug McGraw	2 in 1980
	Jose Mesa	3 in 2001*

* Six games were postponed in September and rescheduled for October

SEASON LEADERS

20 WINS

1884	Ferguson.....	21-25
1885	Ferguson.....	26-20
	Daily.....	26-23
1886	Ferguson.....	30-9
	Casey (LH).....	24-18
1887	Casey (LH).....	28-13
	Ferguson.....	22-10
	Buffinton.....	21-17
1888	Buffinton.....	28-17
1889	Buffinton.....	28-16
1890	Gleason.....	38-17
	Vickery.....	24-22
1891	Gleason.....	24-22
	Esper (LH).....	20-15
1892	Weyhing.....	32-21
1893	Weyhing.....	23-16
	Carsey.....	20-15
1894	Taylor.....	23-13
1895	Taylor.....	26-14
	Carsey.....	24-15
1896	Taylor.....	20-21
1898	Piatt (LH).....	24-14
1899	Piatt (LH).....	23-15
	Donahue.....	22-8
	Fraser.....	21-12
1901	Orth.....	20-12
	Donahue.....	21-13
1905	Pittinger.....	23-14
1907	Sparks.....	22-8
1908	McQuillan.....	23-17
1910	Moore.....	22-15
1911	Alexander.....	*28-13
1913	Seaton.....	*27-12
	Alexander.....	22-8
1914	Alexander.....	*27-15
	Mayer.....	21-19
1915	Alexander.....	*31-10
	Mayer.....	21-15
1916	Alexander.....	*33-12
	Rixey (LH).....	22-10
1917	Alexander.....	*30-13
1950	Roberts.....	20-11
1951	Roberts.....	21-15
1952	Roberts.....	*28-7
1953	Roberts.....	*23-16
1954	Roberts.....	*23-15
1955	Roberts.....	*23-14
1966	Short (LH).....	20-10
1972	Carlton (LH).....	*27-10
1976	Carlton (LH).....	20-7
1977	Carlton (LH).....	*23-10
1980	Carlton (LH).....	*24-9
1982	Carlton (LH).....	*23-11
2010	Halladay.....	*21-10
1987	Bedrosian.....	*40
1991	Williams (LH).....	30
1993	Williams (LH).....	43
1995	Slocumb.....	32
1996	Bottalico.....	34
1997	Bottalico.....	34
2001	Mesa.....	42
2002	Mesa.....	45
2005	Wagner (LH).....	38
2006	Gordon.....	34
2008	Lidge.....	41
2009	Lidge.....	31
2011	Madson.....	32
2012	Papelbon.....	38
2014	Papelbon.....	39
2016	Gómez.....	37

30 SAVES

200 STRIKEOUTS

1886	Ferguson.....	212
1890	Gleason.....	222
1892	Weyhing.....	202
1911	Alexander.....	227
1914	Alexander.....	*214
1915	Alexander.....	*241
1917	Alexander.....	*201
1964	Bunning.....	219
1965	Bunning.....	268
	Short (LH).....	237
1966	Bunning.....	252
1967	Bunning.....	*253
1968	Short (LH).....	202
1972	Carlton (LH).....	*310
1973	Carlton (LH).....	223
1974	Carlton (LH).....	*240
1979	Carlton (LH).....	213
1980	Carlton (LH).....	*286
1982	Carlton (LH).....	*286
1983	Carlton (LH).....	*275
1997	Schilling.....	*319
1998	Schilling.....	*300
2005	Myers.....	208
2010	Halladay.....	219
	Hamels (LH).....	211
2011	Lee (LH).....	238
	Halladay.....	220
2012	Hamels (LH).....	216
	Lee (LH).....	207
2013	Lee (LH).....	222
	Hamels (LH).....	202
2018	Nola.....	224
2019	Nola.....	229
2021	Wheeler.....	247
	Nola.....	223
2022	Nola.....	235
2023	Wheeler.....	212
	Nola.....	202
1883	Coleman.....	538.1
1884	Ferguson.....	416.2
1885	Daily.....	440.0
	Ferguson.....	405.0
1886	Ferguson.....	395.2
	Casey (LH).....	369.0
1887	Casey (LH).....	390.1
	Buffinton.....	332.1
1888	Buffinton.....	400.1
1889	Buffinton.....	380.0
	Sanders.....	349.2
1890	Gleason.....	506.0
	Vickery.....	382.0
1891	Gleason.....	418.0
1892	Weyhing.....	469.2
	Carsey.....	317.2
	Keefe.....	313.1
1893	Weyhing.....	345.1
	Carsey.....	318.1
1895	Carsey.....	342.1
	Taylor.....	335.0
1896	Taylor.....	359.0
1897	Taylor.....	317.1
1898	Piatt (LH).....	306.0
1899	Piatt (LH).....	305.0
1902	White (LH).....	306.0
1904	Fraser.....	302.0
1905	Pittinger.....	337.1
1906	Sparks.....	316.2
1908	McQuillan.....	359.2
1911	Alexander.....	*367.0
	Moore.....	308.1

300 INNINGS PITCHED

1912	Alexander.....	*310.1
1913	Seaton.....	*322.1
	Alexander.....	306.1
1914	Alexander.....	*355.0
	Mayer.....	321.0
1915	Alexander.....	*376.1
1916	Alexander.....	*389.0
1917	Alexander.....	*388.0
1923	Ring.....	304.1
1950	Roberts.....	304.1
1951	Roberts.....	*315.0
1952	Roberts.....	*330.0
1953	Roberts.....	*346.2
1954	Roberts.....	*336.2
1955	Roberts.....	*305.0
1966	Bunning.....	314.0
1967	Bunning.....	*302.1
1972	Carlton (LH).....	*346.1
1980	Carlton (LH).....	*304.0

225 INNINGS PITCHED

(Since 1980)

1982	Carlton (LH).....	295.2
1983	Carlton (LH).....	283.2
1983	Denny.....	242.2
1984	Carlton (LH).....	229.0
1985	Denny.....	230.2
1986	Gross.....	241.2
1987	Rawley.....	229.2
1988	Gross.....	231.2
1991	Mulholland (LH).....	232.0
1992	Mulholland (LH).....	229.0
1992	Schilling.....	226.1
1993	Schilling.....	235.1
1997	Schilling.....	254.1
1998	Schilling.....	268.2
2008	Hamels (LH).....	227.1
2010	Halladay.....	250.2
2011	Halladay.....	233.2
2011	Lee (LH).....	232.2

2.40 ERA

1884	Vinton.....	2.23
1885	Daily.....	2.21
	Ferguson.....	2.22
1886	Ferguson.....	*1.98
1888	Sanders.....	1.90
	Buffinton.....	1.91
1892	Keefe.....	2.36
1901	Orth.....	2.27
1904	Corridon.....	2.19
1905	Sparks.....	2.18
	Nichols.....	2.27
1906	Sparks.....	2.16
	Duggleby.....	2.25
	Lush (LH).....	2.37
1907	Sparks.....	2.00
1908	McQuillan.....	1.53
	Richie.....	1.83
	Foxen (LH).....	1.95
1909	Moore.....	2.10
	Corridon.....	2.11
	McQuillan.....	2.14
1910	McQuillan.....	*1.60
1913	Brennan (LH).....	2.39
1914	Alexander.....	2.38
1915	Alexander.....	*1.22
	Mayer.....	2.36
	Rixey (LH).....	2.39
1916	Alexander.....	*1.55
	Rixey (LH).....	1.85
1917	Alexander.....	*1.86
	Rixey (LH).....	2.27

SEASON LEADERS

2.40 ERA (cont.)

1943	Barrett	2.39
1964	Short (LH)	2.20
1967	Bunning	2.29
	Short (LH)	2.39
1972	Carlton (LH)	*1.97
1980	Carlton (LH)	2.34
1983	Denny	2.37
1992	Schilling	2.35
2011	Halladay	2.35
	Lee (LH)	2.40
2018	Nola	2.37

65 GAMES PITCHED

1883	Coleman	65
1945	Karl	*67
1950	Konstanty	*74
1961	Baldschun	65
1962	Baldschun	67
1963	Baldschun	65
1964	Baldschun	71
1965	Baldschun	65
1966	Knowles (LH)	69
1970	Selma	73
1975	Garber	*71
1978	Reed	66
1979	McGraw (LH)	65
1983	Holland (LH)	68
1984	Holland (LH)	68
1985	Carman (LH)	71
1986	Tekulve	73
	Bedrosian	68
1987	Tekulve	*90
	Bedrosian	65
1988	Tekulve	70
	Harris	66
1989	Parrett	72
1990	McDowell	72
	Akerfelds	71
1991	Williams (LH)	69
	Boever	68
1992	Williams (LH)	66
1993	West (LH)	76
	Williams (LH)	65
1996	Borland	69

1997	Spradlin	76
	Bottalico	69
1998	Gomes	71
	Leiter	69
	Spradlin	69
1999	Gomes	73
2000	Gomes	65
2001	Mesa	71
	Bottalico	66
2002	Mesa	74
	Silva	68
2003	Adams	66
	Cormier (LH)	65
2004	Cormier (LH)	84
	Worrell	77
2005	Madson	78
	Wagner (LH)	75
2006	Geary	81
	Fultz (LH)	66
2008	Romero (LH)	81
	Madson	76
	Lidge	72
	Durbin	71
2009	Madson	79
	Lidge	67
2010	Contreras	67
2012	Papelbon	70
	Bastardo (LH)	65
2014	Diekman (LH)	73
	Bastardo (LH)	67
	Papelbon	66
2015	García	72
	Giles	69
	Gómez	65
2016	Neris	79
	Gómez	70
	Hernandez	70
2017	Neris	74
	García	66
2018	Morgan (LH)	67
	Hunter	65
2019	Neris	68
	Álvarez (LH)	67
2021	Neris	74
2023	Kimbrel	71
	Soto (LH)	69

.700 WINNING PCT

1886	Ferguson (30-9)	.769
1899	Donahue (21-8)	.724
1907	Sparks (21-8)	.724
1913	Alexander (22-8)	.733
1915	Alexander (31-10)	*.756
1916	Alexander (33-12)	.733
1952	Roberts (28-7)	.800
1957	Sanford (19-8)	.704
1964	Bunning (19-8)	.704
1972	Carlton (LH) (27-10)	.730
1976	Carlton (LH) (20-7)	*.741
1977	Christenson (19-6)	.760
1980	Carlton (LH) (24-9)	.727
1983	Denny (19-6)	*.760
1991	Williams (LH) (12-5)	.706
1993	Greene (16-4)	.800
1994	Jackson (LH) (14-6)	.700
1999	Schilling (15-6)	.714
2004	Milton (LH) (14-6)	.700
2007	Hamels (LH) (15-5)	.750
	Kendrick (10-4)	.714
2009	Happ (LH) (12-4)	.750
2011	Worley (11-3)	.786
	Halladay (19-6)	.760
2012	Hamels (LH) (17-6)	.739
2018	Nola (17-6)	.739
2023	Walker (15-6)	.714

(LH) Left-handed pitcher

* League leader

Note: See *Yearly Pitching Leaders* in this section for more information.

DID YOU KNOW?

The Phillies' club record for consecutive scoreless innings pitched is 41.0, set in 1951. The Phils' second-longest mark is 39.0 innings in 1969, followed by a 30.0-inning streak in 1954.

LONGEST CONSECUTIVE SCORELESS STREAKS

(Since 1900)

IP	Pitcher, Year(s)
41.0	Grover Alexander, 1911
34.0	Cliff Lee (LH), 2011
32.2	Larry Andersen, 1984 (relief)
32.0	Ken Heintzelman (LH), 1949
32.0	Robin Roberts, 1950
30.2	Cliff Lee (LH), 2011
30.0	Grover Alexander, 1916
30.0	Steve Carlton (LH), 1972
29.0	Tommy Greene, 1991
29.0	Curt Schilling, 1992
28.2	Steve Carlton (LH), 1981
28.1	J.C. Romero (LH), 2007-08 (relief)
27.0	Randy Wolf (LH), 2002
25.0	Cole Hamels (LH), 2010
24.2	Cole Hamels (LH), 2014
24.0	Wayne Twitchell, 1973
24.0	Willie Hernandez (LH), 1983 (relief)

YEARLY PITCHING LEADERS

YEAR	GAMES	COMPLETE GAMES	WINS	LOSSES
1883	Coleman 65	Coleman 59	Coleman 12	Coleman *48
1884	Ferguson 50	Ferguson 46	Ferguson 21	Ferguson 25
1885	Daily 50	Daily 49	Daily/Ferguson 26	Daily 23
1886	Ferguson 48	Ferguson 43	Ferguson 30	Casey 18
1887	Casey 46	Casey 43	Casey 28	Buffinton 17
1888	Buffinton 46	Buffinton 43	Buffinton 28	Casey 18
1889	Buffinton 47	Buffinton 37	Buffinton 27	Sanders 18
1890	Gleason 60	Gleason 54	Gleason 38	Vickery 22
1891	Gleason 53	Gleason 40	Gleason 24	Gleason 22
1892	Weyhing 59	Weyhing 46	Weyhing 32	Weyhing 21
1893	Weyhing 42	Weyhing 33	Weyhing 23	Weyhing 16
1894	Taylor 41	Taylor 31	Taylor 23	Weyhing 14
1895	Carsey 44	Carsey 35	Taylor 26	Carsey 16
1896	Taylor 45	Taylor 35	Taylor 20	Taylor 21
1897	Taylor 40	Taylor 35	Taylor 16	Taylor 20
1898	Piatt 39	Donahue/Piatt 33	Piatt 24	Donahue 17
1899	Piatt 39	Piatt 31	Piatt 23	Piatt 15
1900	Orth 33	Orth 24	Fraser 16	Orth 13
1901	Duggleby/Orth 35	Donahue 34	Donahue 21	Donahue/White 13
1902	D. White 36	D. White 34	D. White 16	D. White *20
1903	Duggleby 36	Duggleby 28	Duggleby 13	Duggleby 18
1904	Fraser 42	Fraser 32	Fraser 14	Fraser 24
1905	Pittinger #46	Pittinger 29	Pittinger 23	Duggleby 17
1906	Duggelby/Sparks 42	Sparks 29	Sparks 19	Duggleby 19
1907	Corridon/Moren 37	Sparks 24	Sparks 22	Moren 18
1908	McQuillan 48	McQuillan 32	McQuillan 23	McQuillan 17
1909	McQuillan 41	Moore 24	Moore 18	McQuillan 16
1910	Moore 46	Ewing 20	Moore 22	Moore 15
1911	Alexander 48	Alexander *31	Alexander *28	Moore *19
1912	Alexander 46	Alexander 26	Alexander 19	Alexander 17
1913	Seaton 52	Alexander 23	Seaton *27	Brennan/Seaton 12
1914	Mayer 48	Alexander *32	Alexander #27	Mayer 19
1915	Alexander 49	Alexander *36	Alexander *31	Mayer 15
1916	Alexander 48	Alexander *38	Alexander *33	Demaree 14
1917	Alexander 45	Alexander *35	Alexander *30	Rixey *21
1918	Prendergast 33	Prendergast 20	Hogg/Prendergast 13	Oeschger *18
1919	G. Smith 31	G. Smith 15	Meadows 8	Hogg/Rixey 12
1920	G. Smith 43	Rixey 25	Meadows 16	Rixey *22
1921	G. Smith 39	Ring 21	Meadows 11	G. Smith *20
1922	G. Smith 42	Meadows 19	Meadows/Ring 12	Meadows/Ring 18
1923	Ring 39	Ring 23	Ring 18	Weinhart 17
1924	Carlson 38	Ring 16	Hubbell/Ring 10	Carlson 17
1925	Ring 38	Ring 21	Ring 14	Mitchell 17
1926	Willoughby 47	Carlson 20	Carlson 17	Dean 16
1927	Scott #48	Scott 17	Scott 9	Scott 21
1928	Benge 40	Benge 12	Benge 8	Benge 18
1929	Willoughby 49	Willoughby 14	Willoughby 15	Benge 15
1930	H. Elliott *48	Collins 17	Collins 16	Willoughby 17
1931	J. Elliott *52	Benge/Collins 16	J. Elliott #19	Benge 18
1932	Collins 43	Holley 16	Collins 14	Holley 14
1933	Liska 45	Holley 12	Holley 13	Holley 15
1934	C. Davis *51	C. Davis 18	C. Davis 19	Collins 18
1935	Jorgens *53	C. Davis 19	C. Davis 16	Jorgens 15
1936	Passeau 49	Walters 15	Passeau/Walters 11	Walters *21
1937	Mulcahy *56	Passeau 18	LaMaster 15	LaMaster 19
1938	Mulcahy 46	Mulcahy/Passeau 15	Passeau 11	Mulcahy *20
1939	Mulcahy 38	Higbe/Mulcahy 14	Higbe 10	Mulcahy 16
1940	Higbe 41	Mulcahy 21	Higbe 14	Mulcahy *22
1941	Pearson 46	Podgajny 8	Hughes/Podgajny 9	Hughes/Pearson 14
1942	Podgajny 43	Hughes 19	Hughes 12	Melton 20
1943	Gerheuser 38	Gerheuser/Rowe 11	Rowe 14	Gerheuser 19
1944	Schanz 40	Raffensberger 18	Raffensberger/Schanz 13	Raffensberger *20
1945	Karl *67	Barrett 8	Karl 9	Barrett *20

YEARLY PITCHING LEADERS

YEAR	GAMES	COMPLETE GAMES	WINS	LOSSES
1946	Karl/Raffensberger... 39	Raffensberger.....14	Judd/Rowe..... 11	Raffensberger.....15
1947	Donnelly..... 38	Leonard.....19	Leonard..... 17	Judd.....15
1948	Dubiel..... 37	Leonard.....16	Leonard.....12	Leonard.....*18
1949	Konstanty..... 53	Heintzelman.....15	Heintzelman/Meyer 17	Roberts.....15
1950	Konstanty.....*74	Roberts.....21	Roberts.....20	Meyer/Roberts.....11
1951	Konstanty..... 58	Roberts.....22	Roberts.....21	Roberts.....15
1952	Hansen..... 43	Roberts.....*30	Roberts.....*28	Drews.....15
1953	Konstanty..... 48	Roberts.....*33	Roberts.....#23	Roberts.....16
1954	Roberts..... 45	Roberts.....*29	Roberts.....*23	Dickson.....*20
1955	J. Meyer..... 50	Roberts.....*26	Roberts.....*23	Roberts.....14
1956	R. Miller..... 49	Roberts.....*22	Roberts..... 19	Roberts.....*18
1957	Farrell..... 52	Sanford.....15	Sanford..... 19	Roberts.....*22
1958	Farrell..... 54	Roberts.....21	Roberts..... 17	Roberts/Simmons...14
1959	J. Meyer..... 47	Roberts.....19	Roberts..... 15	Roberts.....17
1960	Farrell..... 59	Roberts.....13	Roberts.....12	Buzhardt/Roberts...16
1961	Baldschun..... 65	Mahaffey.....12	Mahaffey.....11	Mahaffey.....*19
1962	Baldschun..... 67	Mahaffey.....20	Mahaffey.....19	Mahaffey.....14
1963	Baldschun..... 65	Culp/McLish.....10	Culp..... 14	Culp.....12
1964	Baldschun.....71	Bunning.....13	Bunning..... 19	Bennett.....14
1965	Baldschun.....65	Bunning/Short.....15	Bunning..... 19	Short.....11
1966	Knowles..... 69	Short.....19	Short..... 20	Bunning.....14
1967	Farrell..... 50	Bunning.....16	Bunning.....17	Bunning/Jackson...15
1968	Farrell..... 54	L. Jackson.....12	Short..... 19	L. Jackson.....17
1969	Boozer/Farrell.....46	Wise.....14	Wise..... 15	G. Jackson.....18
1970	Selma..... 73	Short..... 7	Wise.....13	Short.....16
1971	Brandon..... 52	Wise.....17	Wise.....17	three with.....14
1972	Twitchell..... 49	Carlton.....*30	Carlton.....*27	Reynolds.....15
1973	Scarce..... 52	Carlton.....#18	four with.....13	Carlton.....*20
1974	Scarce..... 58	Carlton.....17	Lonborg.....17	Schueler.....16
1975	Garber.....*71	Carlton.....14	Carlton.....15	Carlton.....14
1976	Garber/Reed..... 59	Carlton.....13	Carlton.....20	Kaat.....14
1977	Garber..... 64	Carlton.....17	Carlton.....*23	Kaat.....11
1978	Reed..... 66	Carlton.....12	Carlton.....16	Christenson.....14
1979	McGraw..... 65	Carlton.....13	Carlton.....18	Lerch.....13
1980	McGraw..... 57	Carlton.....13	Carlton.....*24	Lerch.....14
1981	Lyle..... 48	Carlton.....10	Carlton.....13	Christenson/Ruthven 7
1982	R. Reed..... 57	Carlton.....*19	Carlton.....*23	three with.....11
1983	Holland..... 68	Carlton..... 8	Denny.....*19	Carlton.....16
1984	Holland..... 68	Koosman/Rawley.... 3	Koosman.....14	Koosman.....15
1985	Carman..... 71	three with..... 6	Gross.....15	Denny.....14
1986	Tekulve..... 73	Gross/Rawley..... 7	Gross.....12	Gross.....12
1987	Tekulve..... 90	Rawley..... 4	Rawley.....17	Gross.....16
1988	Tekulve..... 70	Gross..... 5	Gross.....12	Rawley.....16
1989	Parrett..... 72	three with..... 2	Howell/Parrett.....12	Carman.....*15
1990	McDowell..... 72	Mulholland..... 6	Combs.....10	Ruffin.....13
1991	Williams..... 69	Mulholland..... 8	Mulholland.....16	Mulholland.....13
1992	Williams..... 66	Mulholland.....*12	Schilling.....14	Abbott.....14
1993	West..... 76	three with..... 7	Greene/Schilling....16	Jackson.....11
1994	Slocumb..... 52	Jackson..... 4	Jackson.....14	West.....10
1995	Botalico..... 62	Green..... 4	Quantrill.....11	Quantrill.....12
1996	Borland..... 69	Schilling..... 8	Schilling..... 9	Williams.....14
1997	Spradlin..... 76	Schilling..... 7	Schilling.....17	Leiter.....*17
1998	Gomes..... 71	Schilling.....*15	Schilling.....15	Schilling.....14
1999	Gomes..... 73	Schilling..... 8	Byrd/Schilling.....15	Ogea.....12
2000	Gomes..... 65	Schilling..... 4	Wolf.....11	three with..... 9
2001	Mesa..... 71	Wolf..... 4	Person.....15	Wolf.....11
2002	Mesa..... 74	Wolf..... 3	Padilla.....14	Padilla.....11
2003	Adams..... 66	Millwood..... 5	Wolf.....16	Millwood/Padilla...12
2004	Cormier..... 84	Lidle..... 2	Milton.....14	Myers.....11
2005	Madson..... 78	Myers..... 2	Lieber.....17	Lieber.....13

YEARLY PITCHING LEADERS

YEAR	GAMES	COMPLETE GAMES	WINS	LOSSES
2006	Geary 81	Lieber 2	Myers 12	Lieber 11
2007	Alfonseca 61	Hamels 2	Hamels 15	Moyer 12
2008	Romero 81	Hamels/Myers 2	Moyer 16	Myers 13
2009	Madson 79	Happ/Lee 3	three with 12	Hamels 11
2010	Contreras 67	Halladay *9	Halladay *21	Hamels 11
2011	Bastardo 64	Halladay *8	Halladay 19	Oswalt 10
2012	Papelbon 70	Blanton/Hamels 2	Hamels 17	Kendrick 12
2013	Papelbon 61	Kendrick/Lee 2	Lee 14	Hamels 14
2014	Diekman 73	Burnett/Lee 1	Kendrick 10	Burnett *18
2015	Garcia 72	Hamels 1	four with 6	Harang 15
2016	Neris 79	Eflin 2	Hellickson 12	Eickhoff 14
2017	Neris 74	Lively 1	Nola 12	Nola 11
2018	Morgan 67	none	Nola 17	Pivetta 14
2019	Neris 68	Eflin #2	Nola 12	Eflin 13
2020	Hunter/Neris 24	Nola #2	Nola 5	Nola 5
2021	Neris 74	Wheeler #3	Wheeler 14	Wheeler 10
2022	Alvarado/Bellatti 59	Nola 2	Nola 11	Nola 13
2023	Kimbrel 71	Lorenzen 1	Walker 15	Nola 9

* League leader # Tied for league lead

NON-PITCHERS WHO PITCHED FOR THE PHILLIES

Player	Regular Position	Year(s) Pitched	W-L	ERA	G	GS	IP	H	R	ER	BB	SO
Roy Thomas	OF	1900	0-0	3.38	1	0	2.2	4	1	1	0	0
Jimmy Walsh	2B/OF	1911	0-1	13.50	1	0	2.2	7	8	4	1	1
Walter Holke	1B	1923	0-0	0.00	1	0	0.1	1	0	0	0	0
Barney Friberg	2B	1925	0-0	4.50	1	0	4.0	4	2	2	3	1
Jack Bentley	1B	1926	0-2	8.28	7	3	25.0	37	28	23	10	7
Bucky Walters	3B	1934	0-0	1.29	2	1	7.0	8	3	1	2	7
Joe Marty	OF	1939	0-0	4.50	1	0	4.0	2	2	2	3	1
Bud Hafey	OF	1939	0-0	33.75	2	0	1.1	7	5	5	1	1
Art Mahan	1B	1940	0-0	0.00	1	0	1.0	1	0	0	0	0
Ben Chapman	OF	1945-46	0-0	6.75	4	0	8.0	8	8	6	6	5
Jimmie Foxx	1B	1945	1-0	1.59	9	2	22.2	13	4	4	14	10
Al Lakeman	C	1948	0-0	13.50	1	0	0.2	1	1	1	0	0
Granny Hamner	2B/SS	1956-57	0-1	3.86	4	1	9.1	11	4	4	2	5
Bob Bowman	OF	1959	0-1	6.00	5	0	6.0	5	5	4	5	0
Cookie Rojas	2B	1967	0-0	0.00	1	0	1.0	1	0	0	0	0
Mike Anderson	OF	1979	0-0	0.00	1	0	1.0	2	0	0	0	2
Greg Gross	OF	1986	0-0	0.00	1	0	0.2	1	0	0	1	2
Glenn Wilson	OF	1987	0-0	0.00	1	0	1.0	0	0	0	0	1
Tomas Perez	INF	2002	0-0	0.00	1	0	0.1	0	0	0	0	0
Wilson Valdez	INF	2011	1-0	0.00	1	0	1.0	0	0	0	0	0
John McDonald	INF	2013	0-0	0.00	1	0	0.1	2	0	0	0	1
Casper Wells	OF	2013	0-1	67.50	1	0	0.2	3	5	5	3	0
Jeff Francoeur	OF	2015	0-0	9.00	1	0	2.0	1	2	2	3	1
Andrés Blanco	INF	2017	0-0	27.00	1	0	0.1	1	1	1	0	0
Pedro Florimón	INF/OF	2018	0-0	9.00	2	0	2.0	1	2	2	1	0
Scott Kingery	INF/OF	2018	0-0	13.50	1	0	1.1	4	2	2	0	0
Roman Quinn	OF	2018-19	0-1	18.00	3	0	5.0	13	10	10	5	1
Jesmeul Valentín	INF/OF	2018	0-0	27.00	1	0	1.0	2	3	3	2	1
Aaron Altherr	OF	2019	0-0	9.00	1	0	1.0	2	1	1	0	2
Sean Rodríguez	INF/OF	2019	0-0	0.00	2	0	1.1	0	0	0	0	1
Neil Walker	INF/OF	2020	0-0	0.00	1	0	0.2	0	0	0	1	0
Andrew Knapp	C	2021	0-0	0.00	1	0	0.1	0	0	0	0	0
Ronald Torreyes	INF	2021	0-0	13.50	2	0	2.2	6	4	4	0	1
Nick Maton	INF	2021-22	0-0	16.20	3	0	1.2	4	3	3	0	1
Darick Hall	INF	2022	0-0	0.00	1	0	0.1	1	0	0	0	0
Garrett Stubbs	C	2022	0-0	17.18	4	0	3.2	7	7	7	1	1
Kody Clemens	INF	2023	0-0	3.38	4	0	2.2	4	1	1	3	1
Josh Harrison	INF/OF	2023	0-0	27.00	2	0	1.2	8	5	5	2	0

YEARLY PITCHING LEADERS

YEAR	ERA	SHUTOUTS	INNINGS PITCHED	STRIKEOUTS
1883	Coleman 4.87	Coleman 3	Coleman 538.1	Coleman 159
1884	Vinton..... 2.23	Ferguson 2	Ferguson 416.2	Ferguson 194
1885	Daily 2.21	Ferguson 5	Daily 440.0	Ferguson 194
1886	Ferguson *1.98	Casey/Ferguson 4	Ferguson 395.2	Ferguson 212
1887	Casey *2.86	Casey *4	Casey 390.1	Buffinton 160
1888	Sanders 1.90	Buffinton 6	Buffinton 400.1	Buffinton 199
1889	Buffinton 3.24	Buffinton 2	Buffinton 380.0	Buffinton 153
1890	Gleason 2.63	Gleason 6	Gleason 506.0	Gleason 222
1891	Gleason 3.51	three with 1	Gleason 418.0	Esper 108
1892	Keefe 2.36	Weyhing 6	Weyhing 469.2	Weyhing 202
1893	Taylor 4.24	Weyhing 2	Weyhing 345.1	Weyhing 101
1894	Taylor 4.08	Weyhing 2	Taylor 298.0	Weyhing 81
1895	Taylor 4.49	Taylor 1	Carsey 342.1	Taylor 93
1896	Orth 4.41	three with 1	Taylor 359.0	Taylor 97
1897	Wheeler 3.96	Orth/Taylor 2	Taylor 317.1	Taylor 88
1898	Orth 3.02	Piatt #6	Piatt 306.0	Piatt 121
1899	Orth *2.49	Donahue/Fraser 4	Piatt 305.0	Piatt 89
1900	Fraser 3.14	Donahue/Orth 2	Orth 262.0	Orth 68
1901	Orth 2.27	Orth #6	Donahue 304.1	D. White 132
1902	D. White 2.53	Fraser/White 3	D. White 306.0	D. White 185
1903	Sparks 2.72	Duggleby 3	Duggleby 264.0	Fraser 104
1904	Corridon 2.19	Sparks 3	Fraser 302.0	Fraser 127
1905	Sparks 2.18	Pittinger 4	Pittinger 337.0	Pittinger 136
1906	Sparks 2.16	Sparks 6	Sparks 316.2	Lush 151
1907	Richie 2.00	Brown 4	Corridon 274.0	Corridon 131
1908	McQuillan 1.53	McQuillan 7	McQuillan 359.2	McQuillan 114
1909	E. Moore 2.10	McQuillan/Moore 4	E. Moore 299.2	E. Moore 173
1910	McQuillan *1.60	E. Moore 6	E. Moore 283.0	E. Moore *185
1911	Alexander 2.57	Alexander #7	Alexander *367.0	Alexander 227
1912	Rixey 2.50	Alexander/Rixey 3	Alexander #310.1	Alexander *195
1913	Brennan 2.36	Alexander *9	Seaton *322.1	Seaton *168
1914	Alexander 2.38	Alexander 6	Alexander *355.0	Alexander *214
1915	Alexander *1.22	Alexander *12	Alexander *376.1	Alexander *241
1916	Alexander *1.55	Alexander +16	Alexander *388.2	Alexander *167
1917	Alexander *1.86	Alexander *8	Alexander *387.2	Alexander *201
1918	Jacobs 2.41	Jacobs 4	Prendergast 252.1	Hogg 81
1919	Meadows 2.47	Meadows 3	G. Smith 185.0	Meadows 88
1920	Meadows 2.84	Meadows 3	Rixey 284.1	Rixey 109
1921	Winters 3.63	Meadows 2	Ring 246.0	Ring 88
1922	Weinert 3.40	Meadows 2	Ring 249.1	Ring 116
1923	Ring 3.76	Glazner 3	Ring 313.1	Ring 112
1924	Ring 3.97	Glazner/Hubbell 2	Ring 215.1	Ring 72
1925	Carlson 4.23	Carlson #4	Ring 270.0	Ring 93
1926	Carlson 3.24	Carlson 3	Carlson 267.1	Carlson 55
1927	Ulrich 3.17	five with 1	Scott 233.1	Pruett 90
1928	Benge 4.55	four with 1	Benge 201.2	Ring 72
1929	Willoughby 4.99	Benge/Sweetland 2	Willoughby 243.1	Benge 78
1930	Collins 4.78	three with 1	Collins 239.0	Collins 87
1931	Benge 3.17	three with 2	J. Elliott 249.0	Benge 117
1932	Rhem 3.74	Benge/Holley 2	Holley 228.0	Benge 89
1933	Holley 3.53	Holley/Moore 3	Holley 206.2	Holley 56
1934	C. Davis 2.95	Davis/Johnson 3	C. Davis 274.1	C. Davis 99
1935	C. Davis 3.66	C. Davis 3	C. Davis 231.0	C. Davis 74
1936	Walters 4.26	Walters #4	Walters 258.0	Passeau 85
1937	Passeau 4.34	Walters 3	Walters *292.1	LaMaster 135
1938	Butcher 2.93	three with 1	Mulcahy 267.1	Passeau 100
1939	Beck 4.73	three with 1	Mulcahy 225.2	Higbe 79
1940	Mulcahy 3.60	Mulcahy 3	Higbe 283.0	Higbe *137

* League leader # Tied for league lead + 1st on all-time single-season leaders list

YEARLY PITCHING LEADERS

YEAR	ERA	SHUTOUTS	INNINGS PITCHED	STRIKEOUTS
1941	Hughes 4.45	Hughes 2	Podganjny 181.1	Johnson 80
1942	Hughes 3.06	Johnson/Melton 1	Hughes 253.0	Melton 107
1943	Barrett 2.39	Rowe 3	Gerheuser 215.9	Gerheuser 92
1944	Raffensberger 3.06	Lee/Raffensberger 3	Raffensberger 258.2	Raffensberger 136
1945	Karl 2.99	Mauney 2	Barrett 190.2	Schanz 56
1946	Judd 3.53	three with 2	Raffensberger 196.0	Raffensberger 73
1947	Leonard 2.68	Leonard 3	Leonard 235.0	Leonard 103
1948	Leonard 2.51	Dubiel/Heintzelman 2	Leonard 225.2	Leonard 92
1949	Heintzelman 3.02	Heintzelman #5	Heintzelman 250.0	Roberts 95
1950	Roberts 3.02	Roberts #5	Roberts 304.1	Roberts/Simmons 146
1951	Roberts 3.03	Roberts *6	Roberts *315.0	Roberts 127
1952	Roberts 2.59	Simmons #6	Roberts *330.0	Roberts 148
1953	Roberts 2.75	Roberts 5	Roberts *346.2	Roberts *198
1954	Simmons 2.81	Dickson/Roberts 4	Roberts *336.2	Roberts *185
1955	Roberts 3.28	Dickson 4	Roberts *305.0	Roberts 160
1956	Simmons 3.36	Haddix 2	Roberts 297.1	Roberts 157
1957	Sanford 3.08	Sanford 3	Roberts 249.2	Sanford *188
1958	Roberts 3.23	Sanford/Semproch 2	Roberts 269.2	Roberts 130
1959	Conley 3.00	Conley 3	Roberts 257.1	Roberts 137
1960	Conley 3.68	Conley/Roberts 2	Roberts 237.1	Roberts 122
1961	Mahaffey 4.10	Mahaffey 3	Mahaffey 219.1	Mahaffey 158
1962	Bennett 3.81	Bennett/Mahaffey 2	Mahaffey 274.0	Mahaffey 177
1963	Short 2.29	Culp 5	McLish 209.2	Culp 176
1964	Short 2.20	Bunning 5	Bunning 284.1	Bunning 219
1965	Bunning 2.60	Bunning 7	Short 297.1	Bunning 268
1966	Bunning 2.41	Bunning/Jackson #5	Bunning 314.0	Bunning 252
1967	Bunning 2.29	Bunning *6	Bunning *302.1	Bunning *253
1968	L. Jackson 2.77	Fryman 5	Short 269.2	Short 202
1969	Wise 3.23	G. Jackson 4	G. Jackson 253.0	G. Jackson 180
1970	Bunning 4.11	Fryman 3	Wise 220.0	Selma 153
1971	Wise 2.88	Wise 4	Wise 272.0	Wise 155
1972	Carlton *1.97	Carlton 8	Carlton *346.1	Carlton *310
1973	Twitchell 2.50	Twitchell 5	Carlton #293.1	Carlton 223
1974	Lonborg 3.21	Lonborg 3	Carlton 291.0	Carlton *240
1975	Carlton 3.56	Carlton 3	Carlton 255.0	Carlton 192
1976	Lonborg 3.08	Carlton 2	Carlton 252.2	Carlton 195
1977	Carlton 2.64	Carlton 2	Carlton 283.0	Carlton 198
1978	Carlton 2.84	Carlton/Christenson 3	Carlton 247.0	Carlton 161
1979	Carlton 3.62	Carlton 4	Carlton 251.0	Carlton 213
1980	Carlton 2.34	Carlton 3	Carlton *304.0	Carlton *286
1981	Carlton 2.42	Carlton 1	Carlton 190.0	Carlton 179
1982	Carlton 3.10	Carlton *6	Carlton *295.2	Carlton *286
1983	Denny 2.37	Carlton 3	Carlton *283.2	Carlton *275
1984	Koosman 3.25	Hudson/Koosman 1	Carlton 229.0	Carlton 163
1985	Rawley 3.31	three with 2	Gross 205.2	Gross 151
1986	Gross 4.02	Gross 2	Gross 241.2	Gross 154
1987	Carman 4.22	Carman 2	Rawley 229.2	Carman 125
1988	Gross 3.69	three with 1	Gross 231.2	Gross 162
1989	Howell 3.44	six with 1	Howell 204.0	Howell 164
1990	Mulholland 3.34	Combs 2	Combs 183.1	Combs 108
1991	Greene 3.38	Mulholland 3	Mulholland 232.0	Greene 154
1992	Schilling 2.35	Schilling 4	Mulholland 229.0	Schilling 147
1993	Mulholland 3.25	three with 2	Schilling 235.1	Schilling 186
1994	D. Jackson 3.26	D. Jackson 1	D. Jackson 179.1	D. Jackson 129
1995	Schilling 3.57	Green 2	Quantrill 179.1	Schilling 114
1996	Schilling 3.19	Schilling 2	Schilling 183.1	Schilling 182
1997	Schilling 2.97	Schilling 2	Schilling 254.1	Schilling *319
1998	Schilling 3.25	Schilling 2	Schilling *268.2	Schilling *300
1999	Schilling 3.54	Loewer/Schilling 1	Byrd 199.2	Schilling 152
2000	Person 3.63	three with 1	Wolf 206.1	Person 164

* League leader # Tied for league lead

PITCHING

YEARLY PITCHING LEADERS

YEAR	ERA	SHUTOUTS	INNINGS PITCHED	STRIKEOUTS
2001	Wolf 3.70	Wolf 2	Person 208.1	Person 183
2002	Wolf 3.20	Wolf 2	Wolf 210.2	Wolf 172
2003	Padilla 3.62	Millwood #3	Millwood 222.0	Wolf 177
2004	Wolf 4.28	Lidle 2	Milton 201.0	Milton 161
2005	Myers 3.72	none	Lieber 218.1	Myers 208
2006	Myers 3.91	Floyd/Lieber 1	Myers 198.0	Myers 189
2007	Hamels 3.39	Durbin/Lieber 1	Moyer 199.1	Hamels 177
2008	Hamels 3.09	Hamels 2	Hamels 227.1	Hamels 196
2009	Happ 2.93	Hamels/Happ 2	Blanton 195.1	Hamels 168
2010	Halladay 2.44	Halladay *4	Halladay *250.2	Halladay 219
2011	Halladay 2.35	Lee *6	Halladay 233.2	Lee 238
2012	Hamels 3.05	Hamels 2	Hamels 215.1	Hamels 216
2013	Lee 2.87	Kendrick/Lee 1	Lee 222.2	Lee 222
2014	Hamels 2.46	none	Burnett 213.2	Hamels 198
2015	Hamels 3.64	Hamels 1	Harang 172.1	Hamels 137
2016	Eickhoff 3.65	three with 1	Eickhoff 197.1	Eickhoff 167
2017	Nola 3.54	none	Nola 168.0	Nola 184
2018	Nola 2.37	none	Nola 212.1	Nola 224
2019	Nola 3.87	Eflin 1	Nola 202.1	Nola 229
2020	Wheeler 2.92	Eflin/Nola 1	Nola 71.1	Nola 96
2021	Wheeler 2.78	Wheeler #2	Wheeler *213.1	Wheeler *247
2022	Nola 3.25	Nola #1	Nola 205.0	Nola 235
2023	Wheeler 3.61	Lorenzen 1	Nola 193.2	Wheeler 212

* League leader # Tied for league lead

WINNING & LOSING STREAKS

WINS

15	Steve Carlton, 6/7-8/17/1972 (LH)
12	Tom Seaton, 9/7/1912-5/21/1913 #
11	Charles Ferguson, 8/18-10/9/1886
11	Togie Pittinger, 4/29-6/15/1905
10	Earl Moore, 7/21-8/23/1910
10	Grover Alexander, 5/1-6/12/1913
10	Schoolboy Rowe, 7/11/1946-5/16/1947 #
10	Jim Lonborg, 7/5/1975-5/30/1976 #
10	Roy Oswalt, 8/11/2010-4/21/2011 #
9	Grover Alexander, 6/5-7/13/1915
9	Phil Collins, 8/21/1929-5/17/1930 #
9	Ken Heintzelman, 6/4-7/23/1949 (LH)
9	Robin Roberts, 7/11-8/19/1952
9	Steve Carlton, 10/1/1980-5/31/1981 (LH) #
9	Rheal Cormier, 5/15/2003-4/7/2004 (LH) #
9	Randy Wolf, 5/9/2005-9/17/2006 (LH) #
9	Vance Worley, 6/29-9/6/2011

LOSSES

13	Al Hollingsworth, 9/10/1938-9/4/1939 (LH) #
12	John Coleman, 8/13-9/15/1883
12	Russ Miller, 5/12-8/12/1928
12	Hugh Mulcahy, 8/4-9/23/1940
12	Ken Reynolds, 5/29-8/25/1972 (LH)
11	Les Sweetland, 8/24/1927-5/20/1928 #
11	Lee Grissom, 5/13-8/2/1941 (LH)
11	John Buzhardt, 7/19-9/16/1960
11	Frank Sullivan, 6/29/1961-5/16/1962 #
11	Barry Lersch, 5/31-9/19/1971
11	Bill Champion, 6/13-9/26/1972
11	Kyle Abbott, 4/10-7/6/1992 (LH)
11	Bobby Munoz, 8/2/1994-4/20/1997 @
11	Matt Beech, 8/13/1996-8/2/1997 (LH) #

Over two seasons

@ Over three or more seasons

INDIVIDUAL PITCHING RECORDS

Since 1900

KEY: (ML) Major League record; (MLT) Major League record tied; (NL) National League record; (NLT) National League record tied

MOST GAMES

Season—90, Kent Tekulve, 1987 (RH); 84, Rheal Cormier, 2004 (LH)

Consecutive—9, Kent Tekulve, 1987

Rookie—65, Jack Baldschun, 1961

Career—529, Robin Roberts

MOST GAMES STARTED

Season—45, Grover Alexander, 1916 (RH); 41, Steve Carlton, 1972 (LH)

Rookie—42, George McQuillan, 1908

Career—499, Steve Carlton (LH); 472, Robin Roberts (RH)

Consecutive, no relief appearances—499, Steve Carlton

MOST COMPLETE GAMES

Season—38, Grover Alexander, 1916 (RH); 34, Doc White, 1902 (LH)

Rookie—32, George McQuillan, 1908

Career—272, Robin Roberts

Consecutive—28, Robin Roberts, 8/28/1952-7/5/1953

MOST INNINGS PITCHED

Game—20.0, Tully Sparks, 8/24/1905 vs CHI (L 2-1); Mule Watson, 7/17/1918 at CHI (L 2-1); Joe Oeschger, 4/30/1919 vs BKN (T 9-9)

Season—389.0, Grover Alexander, 1916 (RH); 346.1, Steve Carlton, 1972 (LH)

Season, reliever—166.2, Andy Karl, 1945

Rookie—367.0, Grover Alexander, 1911

Career—3,739.1, Robin Roberts

MOST CONSECUTIVE SCORELESS INNINGS

Reliever—32.2, Larry Andersen, 1984

Starter—41.0, Grover Alexander, 1911

Start of career—24.0, George McQuillan, 5/8-9/29/1907 (gm 1) (NL)

MOST CONSECUTIVE BATTERS RETIRED

Game—27, Curt Simmons, 5/16/1953 at MIL (Bruton single to start game; then retired next 27); Robin Roberts, 5/13/1954 vs. CIN (Adams HR to start game; then retired next 27); Jim Bunning, 6/21/1964 at NYM (gm 1) (perfect game); Roy Halladay, 5/29/2010 at FLA (perfect game)

Extra innings—32, Rick Wise, 9/18/1971 vs CHI (12 inn.) W 4-3

MOST BATTERS FACED

Inning—16, Hal Kelleher, 5/5/1938 at CHI, 8th (L 21-2) (MLT)

MOST AT-BATS

Inning—14, Hal Kelleher, 5/5/1938 at CHI, 8th (MLT)

MOST HITS ALLOWED

Inning—11, Reggie Grawowski (10 singles), 8/4/1934 vs NYG (gm 2), 9th (NL)

Consecutive hits, inning—9, Erskine Mayer, 8/18/1913, 9th

Game—22, Dutch Schesler, 7/11/1931 vs NYG (gm 1) (8 inn.); 24, Joe Oeschger, 4/30/1919 vs BKN (20 inn.)

Shutout, game—12, George Smith, 4-0, 8/12/1921 at BOS (gm 2)

Season—348, Claude Passeau, 1937 (RH); 293, Steve Carlton, 1973 (LH)

Rookie—285, Grover Alexander, 1911; 283, Curt Davis, 1934

Career—3,661, Robin Roberts

FEWEST HITS ALLOWED

No-hitters, Phillies—12, since 1900 (see separate chart in guide)

No-hitters, opponents—24, since 1900 (see separate chart in guide)

One-hitter, career—5, Grover Cleveland Alexander and Steve Carlton

MOST RUNS ALLOWED

Inning—12, Hal Kelleher, 5/5/1938 at CHI, 8th (L 21-2) (NL)

Game—17, Bill Duggleby, 9/19/1903 at CIN (gm 1) (L 17-7)

Season—178, Ray Benge, 1930 (RH); 164, Les Sweetland, 1930 (LH)

Rookie—141, Ham Iburg, 1902

Career—1,591, Robin Roberts

MOST EARNED RUNS ALLOWED

Season—147, Robin Roberts, 1956 (RH); 143, Les Sweetland, 1930 (LH)

Rookie—130, Wayne LaMaster, 1937 (LH)

Career—1,437, Robin Roberts

MOST HOME RUNS ALLOWED

Inning—4, Bill Kerksieck, 8/13/1939 at NYG (gm 1), 4th; Charlie Bicknell, 6/6/1948 at STL (gm 1), 6th; Kyle Gibson, 7/2/2022 vs STL, 1st (MLT)

Consecutive, inning—4, Kyle Gibson, 7/2/2022 vs STL, 1st (MLT)

Game—6, Bill Kerksieck, 8/13/1939 at NYG (gm 1) (MLT)

Season—46, Robin Roberts, 1956 (RH);

43, Eric Milton, 2004 (LH)

Rookie—25, Ray Semproch, 1958 and Nick Pivetta, 2017 (RH); Matt Beech, 1997 (LH)

Career—402, Robin Roberts (185 home, 217 away)

MOST GRAND SLAMS

Game—2, June Greene, 7/6/1929 vs STL (gm 2) (MLT)

Consecutive games—2, Bubba Church, 9/24-27/1950; Tug McGraw, 8/5-11/1979; Doug Bair, 7/7-9/1987; Tommy Greene, 8/22-27/1995 (MLT)

Month—2, June Greene, July 1929; Bubba Church, Sept. 1950; Tug McGraw, Aug. 1979; Doug Bair, July 1987; Tommy Greene, August 1995; Roy Halladay, May 2012

Season—4, Tug McGraw, 1979 (MLT)

MOST TOTAL BASES

Inning—19, David Buchanan, 8/11/2015 at ARI, 2nd

MOST WALKS

Inning—Unknown

Game—12, Fred Mitchell, 7/27/1903 vs BKN; Curt Simmons, 9/6/1948 vs NYG (6.1 inn., called due to darkness after 7)

Season—164, Earl Moore, 1911 (RH); 136, Steve Carlton, 1974 (LH)

Rookie—107, Jack Hamilton, 1962

Career—1,252, Steve Carlton

INDIVIDUAL PITCHING RECORDS

MOST STRIKEOUTS

Inning—4, Doc White, 7/21/1902 vs BKN, 5th; Jake Thompson, 8/12/2016 vs COL, 2nd

Immaculate inning (3 SO on 9 pitches)—Andy Ashby, 6/15/1991 vs CIN, 4th; Juan Perez, 7/8/2011 vs ATL, 10th; Cole Hamels, 5/17/2014 vs CIN, 3rd

Game, RH—17, Art Mahaffey, 4/23/1961 vs CHI (gm 2)

Game, LH—16, Steve Carlton, 6/9/1982 vs CHI; Cliff Lee, 5/6/2011 vs ATL

Game, extra innings—18, Chris Short, 15 IP, 10/2/1965 at NYM (gm 2)

Consecutive, reliever—6, Jack Meyer, 9/22/1958 vs PIT (gm 1), 12th-13th inn. (1st 6 batters); Willie Hernandez, 7/3/1983 vs NYM, 8th-9th inn. (all 6 he faced); Antonio Bastardo, 4/8/2011 at ATL, 6th-7th inn. (final 6 he faced), & 8/5/2014 vs HOU, 11th-12th inn.; Víctor Arano, 4/14/2019 at MIA, 12th-13th inn. (all 6 he faced)

Consecutive, starter—10, Aaron Nola, 6/25/2021 at NYM (gm 1) (MLT)

Consecutive, start of game—6, Brandon Duckworth, 8/5/2002 vs LAD

Consecutive, start of game, opp.—8, German Marquez, 9/26/2018 at COL

Season, starter—319, Curt Schilling, 1997 (RH); 310, Steve Carlton, 1972 (LH)

Season, reliever—153, Dick Selma, 1970 (134 inn.) (NL)

Rookie—227, Grover Alexander, 1911

Career—3,031, Steve Carlton

MOST HIT BATSMEN

Inning—Unknown

Game—4, Charley Schanz, 7/15/1945 vs CIN (gm 1) (MLT)

Season—19, Fred Mitchell, 1903; Jim Bunning, 1966 (RH); 16, John Lush, 1906 (LH)

Career—72, Jim Bunning

MOST WILD PITCHES

Inning—Unknown

Game—5, Ken Howell, 4/5/1989 at CHI (W 12-4)

Season—22, Jack Hamilton, 1962 (RH); 14, Chris Short, 1961 (LH)

Rookie—22, Jack Hamilton, 1962

Career—120, Steve Carlton

MOST WINS

Season—33, Grover Alexander, 1916 (RH); 27, Steve Carlton, 1972 (LH)

Season, reliever—16, Jim Konstanty, 1950

Highest pct., team's wins—45.8, Steve Carlton, 1972, 27-10 (59-97) (NL)

Consecutive, season—15, Steve Carlton, 6/7-8/17/1972

Consecutive games, relief pitcher—3, Gene Garber, 5/15 (gm 2)-16-17/1975; Mitch Williams, 8/4-6-7/1991 (MLT)

Rookie—28, Grover Alexander, 1911 (ML)

Career—241, Steve Carlton (LH); 234, Robin Roberts (RH)

Career, reliever—54, Ron Reed

Winning percentage, season—800, Robin Roberts (28-7), 1952 (RH); 741, Steve Carlton (27-10), 1972 (LH)

Wins at Baker Bowl, season—20, Grover Alexander, 1914 (lost 4)

Wins at Baker Bowl, career—101, Grover Alexander

Wins at Shibe Park/Connie Mack Stadium, season—14, Robin Roberts, 1952 (lost 2) and 1955 (lost 4)

Wins at Shibe Park/Connie Mack Stadium, career—126, Robin Roberts

Wins at Veterans Stadium, season—17, Steve Carlton, 1977 (lost 3)

Wins at Veterans Stadium, career—138, Steve Carlton (lost 62)

Wins at Citizens Bank Park, season—12, Roy Halladay, 2010 (lost 5)

Wins at Citizens Bank Park, career—56, Cole Hamels (lost 45)

MOST LOSSES

Season—24, Charles Fraser, 1904 (RH); 22, Eppa Rixey, 1920 (LH)

Season, reliever—12, Gene Garber, 1975 (10-12)

Consecutive, season—12, Russ Miller, 5/12-8/12/1928; Hugh Mulcahy, 8/4-9/23/1940; Ken Reynolds, 5/29-8/25/1972

Consecutive, start of season—12, Russ Miller, 1928; Ken Reynolds, 1972

Without a win, season—12, Russ Miller, 1928 (NL)

Rookie—19, Al Gerheuser, 1943

Career—199, Robin Roberts (RH); 161, Steve Carlton (LH)

MOST SHUTOUTS

First ML game—Eddie Stack, 6/7/1910, 1-0, vs CHI; Earl Caldwell, 9/8/1928, 4-0, vs BOS; Hal Kelleher, 9/17/1935, 1-0, vs CIN; Niles Jordan, 8/26/1951, 2-0, vs CIN; Dave Downs, 9/2/1972, 3-0, at ATL

Opening Day—3, Chris Short, 1965, 1968, 1970 (NLT)

Season—16, Grover Alexander, 1916 (ML)

Consecutive—4, Grover Alexander, 9/7-13-17-21/1911

1-0 wins, season—4, Grover Alexander, 1916

1-0 losses, season—5, George McQuillan, 1908; Jim Bunning, 1967 (MLT)

Lost, season—8, George McQuillan, 1908

Rookie—7, George McQuillan, 1908; Grover Alexander, 1911; 5, Ray Culp, 1963

Career—61, Grover Alexander

MOST SAVES

Consecutive appearances—13, Steve Bedrosian, 5/25-6/30/1987

Consecutive, without a blown save—44, Brad Lidge, 4/7/2008-4/13/2009 (not including postseason)

Season—45, Jose Mesa, 2002 (RH); 43, Mitch Williams, 1993 (LH)

Rookie—16, Jack Meyer, 1955; Seranthony Dominguez, 2018

Career—123, Jonathan Papelbon (RH); 102, Mitch Williams (LH)

MOST GAMES FINISHED

Season—70, Billy Wagner, 2005 (LH); 64, Jose Mesa, 2002 (RH) and Jonathan Papelbon, 2012 (RH)

Career—313, Tug McGraw (LH); 255, Ron Reed (RH)

MOST SACRIFICE FLIES

Season—15, Randy Lerch, 1979 (NL)

MOST BALKS

Season—11, Steve Carlton, 1979 (NL)

LOWEST EARNED RUN AVERAGE

Season—1.22, Grover Alexander, 1915

Rookie—1.53, George McQuillan, 1908

20 WINS, 20 LOSSES NEXT SEASON

Eppa Rixey (22-10) 1916, (16-21) 1917; Steve Carlton (27-10) 1972, (13-20) 1973

TRIPLE CROWN (W-SO-ERA), NATIONAL LEAGUE

Grover Alexander, 31-241-1.22, 1915

Grover Alexander, 33-167-1.55, 1916

Grover Alexander, 30-201-1.86, 1917

Steve Carlton, 27-310-1.97, 1972

TEAM PITCHING RECORDS

Since 1900 ("Fewest" records do not include shortened seasons)

KEY: (ML) Major League record; (MLT) Major League record tied; (NL) National League record; (NLT) National League record tied

NUMBER OF PITCHERS

Most—35, 2021 (162 games); 26, 1995 (144 games)

Fewest—11, 1976 (162 games)

MOST COMPLETE GAMES

Season—131 in 1904

Fewest, season—0 in 2018

MOST INNINGS

Game—20, 8/24/1905 vs CHI (L 2-1); 7/17/1918 at CHI (L 2-1); 4/30/1919 vs BKN (T 9-9); 5/4/1973 vs ATL (W 5-4); 7/7/1993 vs LAD (W 7-6)

Season—1,480 in 1980

Fewest, season—1,299 in 1907 (154 games) (ML)

MOST HITS ALLOWED

Inning—Unknown

Consecutive, inning—10, 6/12/1922 vs STL, 6th

Game—30, 9/2/1925 vs NYG (gm 2) (L 24-9)

Season—1,993 in 1930 (ML)

Fewest, season—1,086 in 1918

MOST RUNS ALLOWED

Inning—14, 8/25/1922 at CHI, 4th

Game—28, 7/6/1929 vs STL (gm 2) (L 28-6) (NL)

Season—1,199 in 1930 (ML)

Fewest, season—445 in 1908

MOST EARNED RUNS ALLOWED

Season—1,024 in 1930 (ML)

Fewest, season—332 in 1915 (ML)

MOST HOME RUNS ALLOWED

Inning—4, 8/13/1939 at NYG (gm 1), 4th; 6/6/1948 at STL, 2nd; 6/22/1997 vs ATL, 3rd; 7/2/2022 vs STL, 1st

Game—9, 9/4/1999 vs CIN (NL)

Season—258 in 2019

Fewest, season—49 in 1944 (since 1940)

MOST GRAND SLAMS

Game—2, 9/5/1924 vs NYG; 7/6/1929 vs NYG; 5/1/1933 vs PIT; 4/30/1938 vs BOS; 7/14/97 at ATL

Season—8 in 1933 and 1974

MOST PINCH HOMERS

Game—2, 6/9/1954 vs CHI; 8/15/1962 vs NYM (13 inn.); 9/17/1963 vs NYM; 6/19/2010 vs MIN (10 inn.); 7/30/2019 vs SF (MLT)

MOST WALKS

Inning—Unknown

Game—18, 8/24/2013 vs ARI (18 inn.)

Season—682 in 1974

Fewest, season—259 in 1901

MOST STRIKEOUTS

Inning—4, Doc White, 7/21/1902 vs BKN, 5th; Jake Thompson, 8/12/2016 vs COL, 2nd (MLT)

Game, 9 innings—18, 5/6/2011 vs ATL (Cliff Lee, J.C. Romero, Danys Baez)

Game, extra innings—21, 9/22/1958 vs PIT (gm 1) (14 inn.) (Seth Morehead, Dick Farrell, Jack Meyer); 10/2/1965 at NYM (gm 2) (18 inn.) (Chris Short, Gary Wagner, Jack Baldschun)

Season—1,480 in 2021

Fewest, season—284 in 1900

MOST HIT BATSMEN

Inning—3, 5/15/1960 vs CIN (gm 1), 8th; 9/30/2023 at NYM, 3rd

Game—4, 11 times; last: 7/30/2023 at PIT

Season—77 in 2003

Fewest, season—13 in 1950

MOST WILD PITCHES

Inning—Unknown

Game—5, 4/5/1989 at CHI; 5/4/1997 at COL

Season—91 in 1989

Fewest, season—14 in 1952

MOST BALKS

Inning—Unknown

Game—2, 29 times; last: 4/20/2012 at SD

Season—27 in 1984

Fewest, season—0 in 1946 & 1955 (MLT)

MOST WINS

Season—102 in 2011

Fewest, season—42 in 1942

MOST LOSSES

Season—111 in 1941

Fewest, season—60 in 2011

MOST SHUTOUTS

Season, won—26 in 1916

Season, lost—23 in 1908 and 1909

Longest—18.0 inn., 10/2/1965 at NYM (T, 0-0)

Fewest, season—2 in 1942

1-0 shutouts, won—7 in 1913

Longest 1-0 win—16.0 inn., 5/17/1991 vs CHI

1-0 shutouts, lost—10 in 1967 (MLT)

Consecutive, games—4 in 1951 (Robin Roberts, 7/25 at STL;

Ken Johnson, 7/26 at STL; Bubba Church, 7/27 at CHI;

Russ Meyer, 7/28 at CHI) and 1969 (Jerry Johnson, 8/13

at ATL; Woodie Fryman, 8/14 at ATL; Grant Jackson,

8/15 vs HOU; Rick Wise, 8/16 vs HOU)

Consecutive innings—41 in 1951

Consecutive 1-0 losses, season—3, 5/11-12-13/1960 (MLT)

MOST SAVES

Season—48 in 1987

Fewest, season—15 in 1972

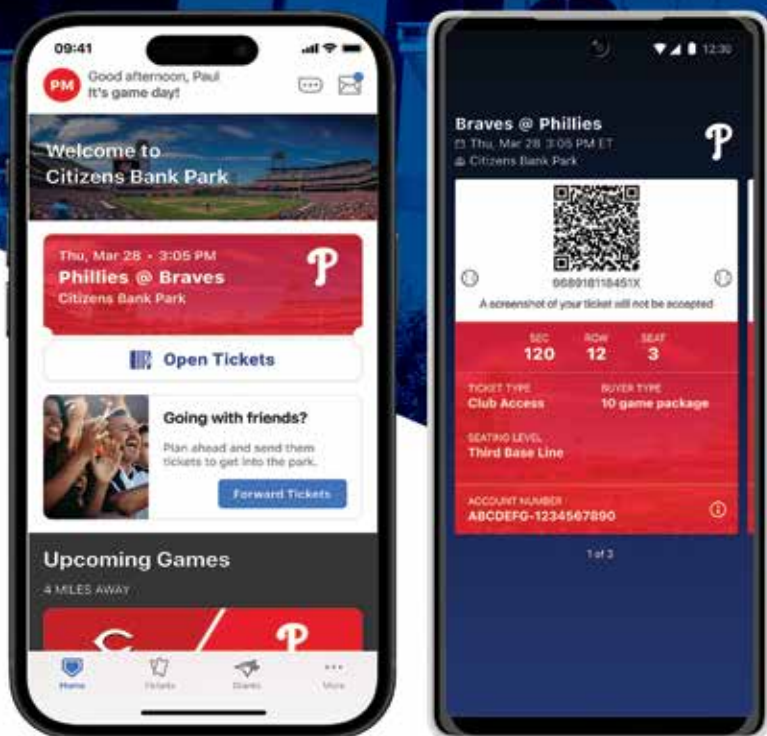
LOWEST EARNED RUN AVERAGE

Season—2.18 in 1915

HIGHEST EARNED RUN AVERAGE

Season—6.70 in 1930 (ML)

THE OFFICIAL APP OF CITIZENS BANK PARK



Key Features:

- Purchase, access and manage your digital tickets.
- Check-in offers, rewards, and personalized history for ballparks visited.
- Team schedule, directions and parking information, stadium features and more.
- Interactive concourse maps and directory, including food and drink menus.

 **Ballpark™**



DEFENSE



LEAGUE LEADERS – DEFENSE

1900	Nap Lajoie, 2b	.954	1943	Pinky May, 3b	.963	1979	Larry Bowa, ss	.991
	Ed McFarland, c	.963	1946	Frank McCormick, 1b	.999	1980	Pete Rose, 1b	.997
1901	Harry Wolverton, 3b	.921	1947	Dutch Leonard, p	1.000		Steve Carlton, p	1.000
	Bill Hallman, 2b	.971	1953	Willie Jones, 3b	.993	1982	Garry Maddox, cf	.992
1903	Harry Wolverton, 3b	.941	1954	Willie Jones, 3b	.968		Manny Trillo, 2b	.994
1904	Harry Wolverton, 3b	.925	1955	Willie Jones, 3b	.960	1984	Ozzie Virgil, c	.994
1906	Roy Thomas, of	.986		Andy Seminick, c	.994	1986	Mike Schmidt, 3b	.980
1909	Kitty Bransfield, 1b	.989	1956	Willie Jones, 3b	.973	1994	Milt Thompson, of	1.000
1910	Mickey Doolan, ss	.948	1958	Willie Jones, 3b	.967	1995	Jim Eisenreich, of	1.000
1911	Sherry Magee, of	.981		Robin Roberts, p	1.000	1999	Mike Lieberthal, c	.997
1913	Hans Lobert, 3b	.974	1962	Tony Gonzalez, of	1.000	2002	Doug Glanville, cf	1.000
	Bill Killefer, c	.988	1963	Tony Taylor, 2b	.986	2004	Placido Polanco, 2b	.995
1914	Hans Lobert, 3b	.944		Don Demeter, of	1.000	2006	Shane Victorino, of	1.000
1915	Bobby Byrne, 3b	.969		Chris Short, p	1.000	2007	Aaron Rowand, of	.995
1916	Bill Killefer, c	.985	1964	Tony Gonzalez, of	.996	2008	Jimmy Rollins, ss	.988
1917	Dode Paskert, of	.984	1966	Bill White, 1b	.994	2009	Jimmy Rollins, ss	.990
	Bill Killefer, c	.984	1967	Bobby Wine, ss	.980	2010	Placido Polanco, 3b	.986
1922	Butch Henline, c	.983		Tony Gonzalez, of	.993	2011	Placido Polanco, 3b	.977
1924	Heinie Sand, ss	.959	1968	Cookie Rojas, 2b	.987		Shane Victorino, of	1.000
	George Harper, of	.986		Johnny Callison, of	1.000	2012	Jimmy Rollins, ss	.978
1927	Jimmy Cooney, ss	.978		Larry Jackson, p	1.000	2014	Jimmy Rollins, ss	.988
	Dick Spalding, of	.992	1971	Larry Bowa, ss	.987		Cole Hamels, p	1.000
1929	Walt Lerian, c	.986		Rick Wise, p	1.000	2016	Freddy Galvis, ss	.987
1932	Pinky Whitney, 3b	.960	1972	Don Money, 3b	.978		Jeremy Hellickson, p	1.000
	Don Hurst, 1b	.993		Larry Bowa, ss	.987	2017	Freddy Galvis, ss	.989
1935	Johnny Vergez, 3b	.953	1973	Greg Luzinski, of	.993		Aaron Nola, p	1.000
1937	Pinky Whitney, 3b	.982		Ken Brett, p	1.000	2018	Aaron Nola, p	1.000
	Dolph Camilli, 1b	.994	1974	Larry Bowa, ss	.984	2019	Aaron Nola, p	1.000
1939	Pinky May, 3b	.956	1976	Dave Cash, 2b	.988	2021	J.T. Realmuto, c	.999
1940	Ham Schulte, 2b	.980	1978	Larry Bowa, ss	.986	2022	Nick Castellanos, of	1.000
1941	Pinky May, 3b	.972		Bob Boone, c	.991	2023	J.T. Realmuto, c	.998
1942	Danny Litwhiler, of	1.000		Bake McBride, of	.996		Nick Castellanos, of	1.000
							Taijuan Walker, p	1.000

ALL-TIME FIELDING TEAM

Pos.	Player	Year	G	TC	E	PCT
1B	Frank McCormick	1946	134	1283	1	.999
2B	Placido Polanco	2004	109	571	3	.995
SS	Larry Bowa	1979	146	683	6	.991
3B	Placido Polanco	2010	123	351	5	.986
OF	Danny Litwhiler	1942	151	317	0	#1.000
OF	Tony Gonzalez	1962	114	276	0	#1.000
OF	Don Demeter	1963	119	172	0	#1.000
OF	Johnny Callison	1968	109	197	0	#1.000
OF	Jim Eisenreich	1995	111	207	0	#1.000
OF	Doug Glanville	2002	117	227	0	#1.000
OF	Shane Victorino	2011	130	296	0	#1.000
OF	Nick Castellanos	2022	123	230	0	#1.000
OF	Nick Castellanos	2023	148	264	0	#1.000
C	J.T. Realmuto	2021	118	1088	1	.999
P	Eppa Rixey	1917	39	108	0	#1.000
P	Taijuan Walker	2023	31	33	0	#1.000

Tied league record

DID YOU KNOW?

The Phillies team record for most errors in a game is nine, occurring on Aug. 5, 1904 vs Cincinnati. The Phils have made eight errors in a game twice, April 24, 1922 vs New York and Aug. 18, 1941 vs Cincinnati.

TRIPLE PLAYS

TURNED BY PHILLIES

Date	Opponent	Fielders	Batter
9/8/1890	vs BKN	Allen (ss) to Myers (2b) to McCauley (1b)	Smith
4/23/1891	vs BKN	Shindle (3b) to Allen (ss)	O'Brien
9/5/1908	vs NYG	Doolan (ss) to Knabe (2b) to Doooin (c) to Grant (3b) to Doolan to Doooin to Grant	Devlin
9/4/1909	vs BKN	Doolan (ss) to Ward (2b) to Bransford (1b) to Doooin (c)	Bell
8/12/1916	vs NYG	Bancroft (ss) to Byrne (3b) to Bancroft	Robertson
5/26/1918	at CIN	Bancroft (ss) to Luderus (1b)	Magee
7/6/1923	vs PIT	Mokan (lf) to Henline (c) to Sand (ss)	Carey
7/4/1924	at NYG	Ford (3b) to Sand (ss) to Holke (1b)	Groh
5/1/1925	vs BOS	Schultz (rf) to Henline (c) to Fonseca (2b)	O'Neil
6/29/1925	vs BKN	Carlson (p) to Sand (ss) to Hawks (1b)	DeBerry
6/3/1929	at PIT	Thompson (2b) to Hurst (1b) to Friberg (ss)	Grimes
9/16/1930	vs PIT	Thompson (2b) to Sherlock (1b)	Traynor
7/1/1931	vs CHI	Mallon (2b) to Friberg (1b) to Bartell (ss)	Taylor
4/26/1935	at NYG	Wilson (c) to Bivin (p) to Ryan (ss) to Camilli (1b)	Mancusco
7/23/1948	at CIN	Caballero (3b) to Hamner (2b) to Sisler (1b)	Stallcup
6/23/1949	at PIT	Miller (2b) to Hamner (ss) to Sisler (1b)	Stevens
6/22/1950	vs PIT	Miller (p) to Hamner (ss) to Waitkus (1b) to Seminick (c)	Bell
9/25/1955	at NYG	Kazanski (ss) to Morgan (2b) to Blaylock (1b)	Hoffman
6/28/1958	vs STL	Hemus (2b) to Anderson (1b)	K. Boyer
5/17/1964	at HOU	Herrnstein (1b) to Wine (ss) to Herrnstein to Triandos (c)	Grote
8/15/1964	at NYM	Boozler (p) to Amaro (ss) to Thomas (1b)	Klaus
10/2/1964	at CIN	Johnson (lf) to Wine (ss) to Taylor (2b) to Power (1b)	D. Johnson
8/15/1967	vs NYM	Allen (3b) to Rojas (2b) to White (1b)	Linz
5/4/1968	vs PIT	Wine (ss) to Rojas (2b) to White (1b)	Mota
4/28/1991	vs SD	Ready (2b) to Jordan (1b)	T. Gwynn
9/20/1992	at PIT	Morandini (2b) unassisted	King
8/20/1998	at SF	Arias (ss) to Lewis (2b) to Brogna (1b)	Kent
5/15/1999	vs NYM	Arias (ss) to Jordan (2b)	Piazza
4/21/2007	at CIN	Nunez (3b) to Utley (2b) to Helms (1b)	Ross
9/12/2007	vs COL	Dobbs (3b) to Utley (2b)	Holliday
8/23/2009	at NYM	Bruntlett (2b) unassisted	Francoeur
8/7/2016	at SD	Franco (3b) to Hernández (2b) to Joseph (1b)	Blash
8/27/2017	vs CHI	Hoskins (lf) to Hernández (2b) to Joseph (1b)	Báez

TURNED VS PHILLIES

Date	Opponent	Fielders	Batter
9/8/1885	vs NYG	Connor (1b) to Gerhardt (2b)	Ferguson
8/4/1887	at CHI	Pfeffer (2b) to Williamson (ss) to Burns (3b)	McGuire
9/11/1894	at PIT	Steere (ss) to Beckley (1b) to Sugden (c) to Bierbauer (2b)	Delahanty
6/26/1902	vs NYG	Bean (ss) to Smith (2b) to O'Hagan (1b) to Yeager (c)	Jacklitsch
7/27/1907	at PIT	Nealon (1b) to Wagner (ss) to Nealon	Courtney
9/23/1907	at CHI	Howard (1b) to Tinker (ss)	Doooin
9/3/1908	vs BKN	Pastorius (p) to Alperman (2b) to Jordan (1b)	Doooin
10/9/1911	vs BOS	Ingerton (ss) to Sweeney (2b) to Houser (1b)	Knabe
4/24/1914	at NYG	Doyle (2b) to Merkle (1b) to Fletcher (ss) to McLean (c)	Luderus
7/17/1919	vs STL	Lavan (ss) to Hornsby (3b)	Sicking
7/7/1920	at PIT	Cooper (p) to Caton (ss) to Grimm (1b)	Wheat
8/21/1920	at PIT	Cooper (p) to McKechnie (3b) to Whitted (1b)	LeBourveau
7/27/1921	at STL	Hornsby (ss) to Toporcer (2b) to Fournier (1b)	Rapp
9/3/1922	at NYG	Youngs (rf) to Bancroft (ss) to Groh (3b) to Kelly (1b)	Smith
10/6/1923	at BOS	Padgett (ss) unassisted	Holke
7/30/1924	vs STL	Bottomley (1b) to Cooney (ss) to Hornsby (2b)	Mokan
9/6/1924	vs NYG	Frisch (2b) to Terry (1b)	Schultz
5/18/1929	vs BKN	Hendrick (1b) to Bancroft (ss)	O'Doul
5/25/1929	at BKN	Bancroft (ss) to Hendrick (1b) to Moore (2b)	Peel
5/29/1934	at BOS	Frankhouse (p) to Jordan (1b) to Urbanski (ss)	Jeffries
8/4/1934	vs NYG	Critz (2b) to Terry (1b) to Jackson (ss)	Allen
9/16/1936	vs STL	Haines (p) to Mize (1b) to Durocher (ss)	Grace
7/12/1937	vs NYG	Ott (rf) to Mancusco (c) to Bartell (ss) to Chiozza (3b)	Arnovich
9/6/1942	vs BOS	Earley (p) to Miller (ss) to West (1b)	Murtaugh
8/23/1947	vs STL	Rice (c) to Marion (ss) to Musial (1b)	Gilbert
5/21/1950	vs STL	Garagiola (c) to Glaviano (3b) to Marion (ss) to Musial (1b)	Waitkus
8/30/1953	vs CIN	Bridges (2b) to McMillian (ss) to Kluzewski (1b)	Hamner
7/6/1960	at MIL	Cottier (2b) to Adcock (1b) to Crandall (c) to Mathews (3b)	Smith
7/15/1978	at ATL	Horner (3b) to Hubbard (2b) to Murphy (1b)	Cardenal
4/11/1981	at STL	Templeton (ss) to Porter (c) to Hernandez (1b) to Herr (2b) to Oberkfell (3b)	Mathews
9/3/2002	at MTL	Schneider (c) to Cabrera (ss) to Galarraga (1b) to Cabrera to Tatis (3b)	Anderson
8/19/2004	vs HOU	Ensberg (3b) to Kent (2b) to Lamb (1b)	Pratt

OUTFIELD ASSISTS

14 OR MORE OUTFIELD ASSISTS

(Since 1910)

1910	Bates 24	1925	Harper 16	1948	Ennis 15
	Titus 22	1926	Mokan 16		Ashburn 14
1911	Paskert 20		Leach 15	1949	Ennis #16
	Magee 14		Williams 14	1951	Ashburn 15
1912	Cravath #26	1927	Leach *26		Ennis 14
	Paskert 19		Williams 22	1952	Ashburn *23
1913	Cravath 20	1928	Sothorn *19	1953	Ashburn *18
	Paskert 19	1929	Klein 18		Ennis 14
1914	Cravath #34		O'Doul 14	1957	Ashburn *18
	Paskert 19	1930	Klein †44	1959	H. Anderson *17
	Becker 17		Sothorn 15	1960	Walters 17
1915	Cravath *28	1931	Arlett 14	1962	Callison *24
1916	Cravath 17	1932	Klein *29	1963	Callison *26
	Paskert 14		Davis 15	1964	Callison *19
1917	Paskert 19	1933	Klein *21	1965	Callison *21
	Whitted 19		Fullis 15	1972	Montanez #15
	Cravath 17	1934	Allen 19	1973	Unser 14
1918	Cravath 19		Moore 18	1982	Matthews 14
	Meusel 14	1935	Allen *26	1985	Wilson *18
1919	Meusel 14		Moore 18	1986	Wilson *20
1920	Williams 22		Watkins 18	1987	Wilson *18
	LeBourveau 16	1938	Arnovich 18	1988	Bradley 14
	Stengel 16	1943	Northey 19	1998	Abreu 17
1921	Williams *29	1944	Northey #24		Glanville 14
	Meusel 18	1945	DiMaggio 16	2001	Burrell *18
1922	Walker 24	1946	Wyrostek 18		
	Williams 19		Ennis 16		
1923	Walker 19	1947	Walker 15		
	Mokan 16				

* League leader
Tied for league lead
† ML record

SEASON TOP 10

(Since 1910)

Klein, 1930 44	Leach, 1927 26
Cravath, 1914 34	Allen, 1935 26
Williams, 1921 29	Callison, 1963 26
Klein, 1932 29	4 with 24
Cravath, 1915 28	Last: Callison, 1962
Cravath, 1912 26	

50 OR MORE, CAREER

Delahanty 221	Ennis 134	Meusel 62
S. Thompson 202	Paskert 120	T. Gonzalez 61
Titus 181	B. Hamilton 100	G. Wilson 60
C. Williams 173	Flick 91	Leach 55
R. Thomas 172	Abreu 89	Wyrostek 55
Klein 171	Burrell 86	Victorino 54
Cravath 168	Manning 84	Mokan 52
Ashburn 154	E. Andrews 77	Whitted 51
Fogarty 154	Maddox 77	Glanville 51
Callison 153	Luzinski 67	J. Moore 50
S. Magee 136	Northey 63	

CLUB FIELDING RECORDS

Since 1900 ("Fewest" records do not include shortened seasons)

KEY: (ML) Major League record; (MLT) Major League record tied; (NL) National League record; (NLT) National League record tied

ERRORS

Most, game—9, 8/5/1904 vs CIN

Most, season—403 in 1904 (155 games)

Fewest, season—69 in 2022 (162 games)

ERRORLESS GAMES

Season—108 in 2009 & 2022 (162 games)

Consecutive, season—12 in 2009

DOUBLE PLAYS

Most, game—6, 3 times; last: 8/14/1962 at NYM

Most, season—179, in 1961 (155 games); in 1973 (162 games)

Fewest, season—112 in 1984 (162 games)

CONSECUTIVE GAMES, 1 OR MORE DPS

Season—16 (29 DP) in 1961

TRIPLE PLAYS

Most, season—3 in 1964 (MLT)

PASSED BALLS

Most, game—Unknown

Most, season—27, in 1971 (162 games); in 1947 (155 games)

Fewest, season—3, in 1952, 1956 (154 games)

PUTOUTS

Most, season—4,440 in 1980 (162 games)

Fewest, season—3,889 in 1907 (149 games) (ML)

ASSISTS

Most, game—33, 4/30/1919 vs BKN (20 inn.)

Most, season—2,176 in 1921 (154 games)

Fewest, season—1,385 in 2023 (162 games) (NL)

TOTAL CHANCES

Most, game—95, 4/30/1919 vs BKN (20 inn.)

Most, season—6,654 in 1913 (159 games)

Fewest, season—5,655 in 1955 (154 games) (NL)

FIELDING PERCENTAGE

Highest, season—.988 in 2011 & 2022 (162 games)

Lowest, season—.937 in 1904 (155 games) (NL)

FIELDING RECORDS BY POSITION

FIRST BASE

Pct. .999 by Frank McCormick, 1946

Putouts 1,597 by Fred Luderus, 1917

Assists 141 by Rico Brogna, 1998

Double Plays 142 by Eddie Waitkus, 1950

SECOND BASE

Pct. .995 by Placido Polanco, 2004

Putouts 450 by Emil Verban, 1947

Assists 562 by Frank Parkinson, 1922

Double Plays 141 by Dave Cash, 1974

THIRD BASE

Pct. .986 by Placido Polanco, 2010

Putouts 229 by Ernie Courtney, 1905

Assists 404 by Mike Schmidt, 1974 (NL)

Double Plays 40 by Mike Schmidt, 1974

SHORTSTOP

Pct. .991 by Larry Bowa, 1979

Putouts 404 by Monte Cross, 1898

Assists 560 by Larry Bowa, 1971

Double Plays 113 by Tom Thevenow, 1930

OUTFIELD

Pct. 1.000 by Danny Litwhiler, 1942;

Tony Gonzalez, 1962;

Don Demeter, 1963;

Johnny Callison, 1968;

Jim Eisenreich, 1995;

Doug Glanville, 2002;

Shane Victorino, 2006 & 2011;

Nick Castellanos, 2022 & 2023

Putouts 538 by Richie Ashburn, 1951

Assists 44 by Chuck Klein, 1930 (ML)

Double Plays 11 by Sam Thompson, 1896

CATCHER

Pct. .999 by J.T. Realmuto, 2021

Putouts 1,190 by J.T. Realmuto, 2023

Assists 199 by Red Dooyn, 1909

Double Plays 19 by Darren Daulton, 1993

PITCHER

Pct. 1.000 by many (most total chances, no errors: 108 by Eppa Rixey, 1917)

Putouts 33 by Charlie Ferguson, 1886

Assists 122 by Charlie Buffinton, 1888

Double Plays 12 by Curt Davis, 1934

CAREER GAMES BY POSITION

FIRST BASE

	YEARS	GAMES
1. Ryan Howard	2004-16	1,477
2. Fred Luderus	1910-20	1,298
3. Sid Farrar	1883-89	816
4. Don Hurst	1928-34	815
5. Kitty Bransfield	1905-11	781

SECOND BASE

	YEARS	GAMES
1. Chase Utley	2003-15	1,453
2. Tony Taylor	1960-71; 74-76	1,003
3. Otto Knabe	1907-13	931
4. Mickey Morandini	1990-97; 2000	926
5. Juan Samuel	1983-88	792

THIRD BASE

	YEARS	GAMES
1. Mike Schmidt	1972-89	2,212
2. Willie Jones	1947-59	1,495
3. Pinky Whitney	1928-33; 36-39	1,078
4. Scott Rolan	1996-2002	842
5. Joe Mulvey	1883-89; 92	682

SHORTSTOP

	YEARS	GAMES
1. Jimmy Rollins	2000-14	2,058
2. Larry Bowa	1970-81	1,730
3. Mickey Doolan	1905-13	1,297
4. Granny Hamner	1944-59	924
5. Heinie Sand	1923-28	772

DESIGNATED HITTER

	YEARS	GAMES
1. Bryce Harper	2019-	193
2. Kyle Schwarber	2022-	72
3. Darick Hall	2022	31
4. Ryan Howard	2007-16	29
T5. Pat Burrell	2000-07	22
T5. Jim Thome	2003-05; 12	22

OUTFIELD

	YEARS	GAMES
1. Richie Ashburn	1948-59	1,785
2. Del Ennis	1946-56	1,601
3. Sherry Magee	1904-14	1,415
4. Johnny Callison	1960-69	1,379
5. Bobby Abreu	1998-2006	1,331
6. Cy Williams	1918-30	1,324
7. Chuck Klein	1928-33; 36-44	1,284
8. Garry Maddox	1975-86	1,281
9. Roy Thomas	1899-1908; 10-11	1,257
10. Greg Luzinski	1970-80	1,221

CATCHER

	YEARS	GAMES
1. Mike Lieberthal	1994-2006	1,139
2. Red Dooan	1902-14	1,124
3. Bob Boone	1972-81	1,095
4. Carlos Ruiz	2006-16	1,029
5. Darren Daulton	1983; 85-95	965

STARTING PITCHER

	YEARS	GAMES
1. Steve Carlton (LH)	1972-86	499
2. Robin Roberts	1948-61	472
3. Chris Short (LH)	1959-72	301
4. Cole Hamels (LH)	2006-15	294
5. Grover Alexander	1911-17; 30	280

RELIEF PITCHER

	YEARS	GAMES
1. Ryan Madson	2003-11	473
2. Tug McGraw (LH)	1975-84	460
3. Ron Reed	1976-83	449
4. Héctor Neris	2014-21	405
5. Rheal Cormier (LH)	2001-06	363

CONSECUTIVE ERRORLESS GAMES BY POSITION

Since 1900

FIRST BASE

Frank McCormick (1946)

STREAK

131

LEFT FIELD

Danny Litwhiler (1941-43)

STREAK

166

SECOND BASE

Manny Trillo (1982)

STREAK

89

CENTER FIELD

Shane Victorino (2010-12)

STREAK

273

THIRD BASE

Placido Polanco (2010)

STREAK

80

RIGHT FIELD

Nick Castellanos (2022-23 - active)

STREAK

271

SHORTSTOP

Jimmy Rollins (2009)

STREAK

86

CATCHER

Todd Pratt (2003-05)

STREAK

124

PITCHER

Rheal Cormier (2001-06)

STREAK

333

Ryan Madson (2003-09)

333

SCOUTING & PLAYER DEVELOPMENT



2023 Paul Owens Award Winners
Orion Kerker and Johan Rojas

PRO SCOUTING STAFF



Dean Albany
Special
Assignment
Scout



David Chadd
Special
Assignment
Scout



Craig Colbert
Special
Assignment
Scout



Erick Dalton
Special
Assignment
Scout



Todd Donovan
Special
Assignment
Scout



Dave Holliday
Special
Assignment
Scout

AMATEUR SCOUTING STAFF



Connor Betze
Assistant Director,
Amateur Scouting




Darrell Conner
National Scouting
Coordinator



David Crowson
National Scouting
Coordinator



Bryce Harman
Crosschecker



Alex Rosen
Video Coordinator



Alex Agostino
Mid-Atlantic/
Northeast Regional
Supervisor



Shane Bowers
West Regional
Supervisor



Buddy Hernandez
Southeast Regional
Supervisor



Brad Holland
Southwest Regional
Supervisor



Brian Kohlscheen
Midwest Regional
Supervisor



Dave Dangler
WA, OR, ID, MT, AK,
Western Canada



Casey Fahy
NJ, NY, CT, MA,
NH, VT, ME



Tommy Field
OK, AR, Northern TX



Zach Friedman
Southern CA,
Southern NV



Ralph Garr Jr.
Southern and
Western TX

PRO SCOUTING STAFF



Charley Kerfeld
Special
Assignment
Scout



Mike Koplove
Special
Assignment
Scout



Jon Mercurio
Special
Assignment
Scout



Brad Sloan
Special
Assignment
Scout



Dan Wright
Special
Assignment
Scout

AMATEUR SCOUTING STAFF



Victor Gomez
Southern FL, PR



Aaron Jersild
GA, SC



Kellan McKeon
Southern VA, NC



Timi Moni
TN, KY, WV, OH



Justin Munson
MO, KS, NE, IA,
SD, ND



Demerius Pittman
Southern CA, HI



Hilton Richardson
AZ, CO, NM, UT, WY



Derrick Ross
IL, IN, MI, WI, MN



Mike Stauffer
MS, LA, AL



Jason Waugh
Northern CA,
Northern NV



Bo Way
Central and Northern
FL, FL Panhandle



Jeff Zona Jr.
PA, Western NY, DE,
MD, DC, Northern VA,
WV, Eastern Canada

PART-TIME SCOUTS

James Davis (Southern CA)
Tom Downey (New York City)
Jim Fleming (OK)
Les McTavish (Western Canada)
Wilmer Reid (Philadelphia)
Mark Wilson (MN)

INTERNATIONAL SCOUTING STAFF



Josh Lipman
Asst. Director,
International
Scouting – Research
and Information



Maurizio Ortiz
Coordinator,
International
Scouting



Jesús Méndez
Coordinator,
Latin America



Carlos Salas
Coordinator,
Latin America



Rafael Álvarez
Crosschecker,
Venezuela



Oneri Fleita
International
Crosschecker



Andrés Hiraldo
Crosschecker,
Dominican Republic



Alex Mesa
International
Crosschecker



Álvaro Blanco
International Scout,
Colombia



Jesús Blanco
International Scout,
Venezuela



Cristobal Colon
International
Development Scout



Elvis García
International Scout,
Venezuela



Luis García
International Scout,
Dominican Republic



Charlie Gastelum
International Scout,
Mexico



Jorge González
International
Development Scout



Jonatan Hernández
International Scout,
Venezuela



Man Yoon Kim
International Scout,
South Korea



Quincy Martina
International Scout,
Curaçao

INTERNATIONAL SCOUTING STAFF



William Mota
International Scout,
Venezuela



Howard Norsetter
International Scout,
Australia



Tora Otsuka
International Scout,
Japan



Bernardo Pérez
International Scout,
Dominican Republic



Abdiel Ramos
International Scout,
Panama



Franklin Rojas
International Scout,
Venezuela



Ismael Rosado
International Scout,
Dominican Republic



Víctor Santana
International Scout,
Dominican Republic



Claudio Scerrato
International Scout,
Europe



Eduardo Soriano
International Scout,
Dominican Republic



Koji Takahashi
International Scout,
Japan



Eddy Toledo
International Scout,
Dominican Republic



Ebert Velásquez
International Scout,
Venezuela



Youngster Wang
International Scout,
Taiwan



Miguel De Jesus
International Tryout
Assistant



Gustavo Mogollon
International Video
Scouting Assistant,
Venezuela



Kelvin Paulino
International Video
Scouting Assistant,
Dominican Republic



Rañoby Ureña
Dominican Republic
Data Tracker

ASSOCIATE SCOUT – Gene Grimaldi

PLAYER DEVELOPMENT STAFF



KEVIN BRADSHAW – Field Coordinator

Born: Webb City, MO... **Resides:** Plant City, FL... Former infielder. Joined the Phillies in 2022 and is now in his 35th season as a professional coach. Spent the previous seven years with the Baltimore Orioles organization, serving as manager of the Florida Complex League Orioles Orange (R) in 2021 and Aberdeen (A) from 2016-2020. Served as the Orioles minor league infield coordinator in 2015. Prior to joining the Orioles, had spent his entire baseball career with the Detroit Tigers organization, playing four seasons at the minor league level (1986-89) before beginning his coaching career in 1990. Spent 2013-14 in his second stint as Detroit's minor league infield coordinator after serving in the same capacity from 2008-10. Served as the Tigers' minor league field coordinator from 2011-12. Spent 14 seasons as a manager in the Tigers system. Began his managerial career with Bristol (R) in 1994, before managing the GCL Tigers (R, 1995-98, 2000, 2004-06), Oneonta (A, 1999), Erie (AA, 2002-03) and Lakeland (A, 2001, 2007). Named the 2000 Dwight Lowry Award winner as the Tigers Player Development Person of the Year, after leading the GCL Tigers to a second-place finish in the Eastern Division with a record of 34-26. Managed the North Shore Honu in Hawaii Winter Baseball following the 2007 season, guiding the club to a 26-12 record and the league's championship. Managed the Peoria Javelinas in the Arizona Fall league following the 2009 season, winning the championship after posting an 18-14 record. Also served as a coach with London (AA, 1990), Bristol (1991), Toledo (AAA, 1992) Lakeland (1993) and Trenton (AA, 1994).

MANNY AMADOR – Field Coordinator, Dominican Academy

Born: San Juan, DR... **Resides:** Santo Domingo, DR... Former infielder. Has spent his entire professional career with the Phillies organization. Was originally signed by the club as an amateur free agent in 1993. Played for six different minor league teams in the Phillies system over six years (1993-98). Spent 1998-99 offseason coaching in winter ball. Joined the Phillies player development staff in 1999 as a coach for the Dominican Summer League Phillies (R) until 2001. Was moved to Reading (AA) as a coach in 2001. Was Clearwater's (A) coach from 2002-04 and managed Batavia (A) in 2005 before spending 11 years managing the DSL Phillies. Was named to his current position prior to the 2017 season. In 2013, was the recipient of the John Vukovich Award.



KEITH WERMAN – Florida Complex Coordinator

Born: Redondo Beach, CA... **Resides:** San Diego, CA... Former infielder. In his second season as Florida Complex coordinator after joining the Phillies player development staff in 2022 as manager at Jersey Shore (A). Spent the previous five years in the San Diego Padres organization, four as major league development coordinator (2018-21) and one as a coach at El Paso (AAA, 2017). Prior to that, spent three seasons with the Hokkaido Nippon-Ham Fighters in Japan as international operations coordinator. As a high school senior, earned First-Team All-Met honors from *The Washington Post* in 2008 after hitting .450 as a catcher, going the entire season without an error or passed ball. Switched to second base at the University of Virginia, where he hit a career .309 with 178 hits and helped the Cavaliers reach the College World Series in 2009 and 2011. Led the nation in sacrifice bunts with 27 in 2011 and 28 in 2012. Was signed by Seattle as a minor league free agent in June 2012 and played in the Mariners system for two seasons.

RAY RICKER – Assistant Florida Complex Coordinator

Born: Meriden, CT... **Resides:** Bristol, CT... Named assistant Florida Complex coordinator for 2024. Joined Reading (AA) as position coach for 2023 after three seasons (2020-22) as a coach for the Gulf Coast League/Florida Complex League Phillies (R). Before joining the Phillies, spent 13 years at Post University (CT) as head coach (2014-19) and hitting coach/recruiting coordinator (2007-13). Also served as the hitting coach for the Bourne Braves (2013-2014) in the Cape Cod Baseball League. Played collegiately at the University of Bridgeport (CT) before finishing up his career at Albertus Magnus College (CT), where he graduated with a communications degree.



LUKE MURTON – Director, Hitting Development

Born: Fort Lauderdale, FL... **Resides:** Acworth, GA... Former position player. Named director of hitting development in December 2022. Oversees the development of minor league hitters and assists with the acquisition of amateur players through the MLB Draft. Before joining the Phillies, spent four years (2019-22) as scouting crosschecker and advisor to baseball operations for the San Diego Padres. Previously served as a scout for the San Francisco Giants for three years (2016-18). Began his coaching career in 2014 at Samford University (AL) as an assistant coach followed by a year in the Boston Red Sox organization as a coach with Lowell (A) in 2015. Is a 2009 graduate of Georgia Institute of Technology. Selected by the New York Yankees in the 19th round of the 2009 MLB Draft and spent five seasons (2009-13) in their minor league system. Finished his playing career with two seasons in independent ball (2013-14).

EDWAR GONZALEZ – Assistant Director, Hitting Development

Born: Maracaibo, VZ... **Resides:** Palm Beach Gardens, FL... Former outfielder. Named assistant director of hitting development for the 2024 season. Spent last season, his first year in the Phillies organization, as Latin American hitting coordinator and special advisor to international scouting. Prior to joining the organization, worked three seasons with the Miami Marlins, one as the major league assistant hitting coach (2022) and two years as minor league hitting coordinator (2020-21). Previously spent nine seasons (2011-19) with the New York Yankees organization, including four as a minor league hitting coach and four as a lower levels coordinator. Spent his entire nine-year (2002-10) playing career in the Yankees system, reaching as high as triple-A. Originally selected by the Chicago Cubs in the 37th round of the 2001 MLB Draft out of Seminole State College (OK).



PLAYER DEVELOPMENT STAFF



JAKE ELMORE – Minor League Hitting Coordinator

Born: Dothan, AL... **Resides:** Phoenix, AZ... Former infielder/outfielder. In his third year in the Phillies organization and his first as minor league hitting coordinator. Spent 2023 as lower level hitting coordinator and 2022, his first year as a professional coach, as hitting coach for Clearwater (A). Selected by Arizona in the 34th round of the June 2008 draft out of Arizona State University. Had a 14-year playing career that included parts of six seasons in the majors with Arizona, Houston, Cincinnati, Tampa Bay, Milwaukee and Pittsburgh. In 2013, became the first player in Astros history to play all nine positions in a season. Was also the 19th player in ML history in the modern era (since 1900) to pitch and catch in the same game. Played one season for Cibao in the Dominican Winter League. Finished his playing career with 15 games for Lehigh Valley (AAA) in 2021.

TRAVIS HERGERT – Pitching Coordinator

Born: Cedar Rapids, IA... **Resides:** Mason City, IA... Former pitcher. Joined the Phillies organization as assistant pitching coordinator before the 2020 season. Served as interim pitching coordinator in 2021 before being promoted to his current position. Before joining the Phillies, spent 21 years (1999-2019) coaching at the high school and college levels. Most recently, spent 15 years on the coaching staff of North Iowa Area Community College, serving seven years (2013-19) as the head coach after eight years as the pitching coach/recruiting coordinator. Also worked as an assistant coach at Mount Mercy College (2004), Washington High School (2000-02) and Clear Creek Amana High School (1999), all located in the state of Iowa. Concurrently, he pitched two years (1999-2000) for Kirkwood Community College (IA) and two at Mount Mercy (2001-02).



VIC DIAZ – Lower Level Pitching Coordinator

Born: Perth Amboy, NJ... **Resides:** Port Orange, FL... Former pitcher. In his second season as lower level pitching coordinator after two seasons as a pitching coach with Clearwater (A, 2022) and the Florida Complex League Phillies (R, 2021). Before joining the Phillies, spent two years (2019-20) as the pitching coach/recruiting coordinator at Embry-Riddle Aeronautical University (FL). Prior to Embry, spent the 2018 season as a volunteer assistant coach with his alma mater, Old Dominion University (VA). In 2017, worked at Kentucky Wesleyan, where he helped the Wildcats capture their first conference title and regional appearance in school history. As a player, appeared in 58 games over four seasons (2013-16) with Old Dominion University, helping guide the Monarchs to a 2014 NCAA Regional appearance. Earned his bachelor's degree in education from ODU and is currently completing his master's in organizational leadership from Embry-Riddle.

ANDY ABAD – Defensive Coordinator (Outfield)

Born: Palm Beach, FL... **Resides:** Jupiter, FL... Former outfielder/first baseman. Was added to the Phillies player development staff in 2012 as outfield coordinator after spending the previous three years (2009-11) as a coach in the Arizona Diamondbacks minor league system. Coached for Yakima (A) in 2009 and 2010 and Visalia (A) in 2011. Former 16th-round selection by the Boston Red Sox who appeared in a combined 15 major league games between the Oakland A's (2001), Red Sox (2003) and Cincinnati Reds (2006). Played in Japan during the 2000 season. Finished his minor league career with a .290 batting average and 157 home runs in 1,480 games.



ADAM EVERETT – Defensive Coordinator (Infield)

Born: Austell, GA... **Resides:** Kennesaw, GA... Former infielder. Joined the Phillies as minor league infield coordinator in 2022. Appeared in 880 games over 11 seasons in the majors for Houston (2001-07), Minnesota (2008), Detroit (2009-10) and Cleveland (2011). Played collegiately at the University of South Carolina and North Carolina State University before being selected in the first round of the 1998 MLB Draft by the Boston Red Sox. Following his playing career, joined the Cleveland front office in 2012 as a special assistant to baseball operations. In 2013, joined Houston and worked with major and minor league players with a focus on the development of infielders. Served as interim bench coach for Houston in September 2014 under interim Astros manager Tom Lawless. From 2016-17, was Houston's minor league infield coordinator and from 2018-19, served as minor league infield coordinator for Atlanta.

JOE MANGIAMELI – Defensive Coordinator (Catching)

Born: Vernon, CT... **Resides:** Suffield, CT... Joins the Phillies organization after working as an assistant baseball coach at Sacred Heart University (CT). Has two years of professional coaching experience in the Minnesota Twins organization as a defensive coach/catching coach at their double-A Wichita affiliate from 2021-22. Has also coached collegiately at Quinnipiac University (CT) in 2019 and with Eastern Connecticut State University from 2016-18. Earned his bachelor's degree in sport management from Southern New Hampshire University, where he also played on the baseball team.



GARY CATHCART – Baserunning Coordinator/Florida Complex League Position Coach

Please see page 368 for his bio.

PLAYER DEVELOPMENT STAFF



JUSTIN AHRENS – Medical Coordinator

Born: Beloit, WI... **Resides:** Clearwater, FL... Joined the Phillies in 2023 after serving as the assistant athletic trainer for the Michigan State University baseball team (2021-22). Previously spent 10 years as an athletic trainer in the Pittsburgh Pirates organization with Indianapolis (AAA, 2021), Altoona (AA, 2017-20) Bradenton (A, 2015-16), West Virginia (A, 2013-14) and State College (R, 2012). Worked the 2011 campaign with the Oakland Athletics in the Dominican Republic as an assistant athletic trainer after interning with the Minnesota Twins organization in 2010. Named the Florida State League's Athletic Trainer of the Year in 2016. Received a bachelor's degree in athletic training from Carroll University (WI) in 2011 and a master's degree in kinesiology from Fresno Pacific University (CA) in 2016.

JUSTIN TALLARD – Rehab Coordinator

Born: Madison, WI... **Resides:** Dallas, TX... Joined the Phillies as minor league rehab coordinator prior to the 2022 season. Earned a bachelor's degree in sport science and Spanish from Loras College (IA) and a Doctor of Physical Therapy from University of Texas at El Paso. Began his career as a physical therapist at Rice University (TX) from 2018-19. Served as a physical therapist intern for the Houston Astros in 2019 and most recently was a physical therapist for two years for the Foro Soccer Club from 2019-20.



BRITTANY GOOCH – Functional Rehab Coordinator

Born: Florence, AL... **Resides:** Clearwater, FL... In her third year with the Phillies and second as functional rehab coordinator after beginning her time with the club as minor league physical therapist in 2022. Attended the University of Alabama where she earned a Bachelor of Science in Education in exercise and sports science in 2016 and a Bachelor of Human Environmental Sciences in food and nutrition in 2017. Obtained a doctorate in physical therapy from Belmont University (TN) in 2019. Prior to joining the Phillies, gained working experience at Alabama and Rice University (TX) and completed a sports physical therapy residency at Houston Methodist Orthopedics & Sports Medicine.

AARON BARRETT – Minor League Complex and Rehab Pitching Coordinator

Born: Evansville, IN... **Resides:** Santa Rosa Beach, FL... Former pitcher. Joined the Phillies player development staff midseason in 2022 as bullpen coach/assistant pitching coach for Lehigh Valley (AAA) and rehab pitching coordinator. Originally selected by the Washington Nationals in the ninth round of the June 2010 draft out of the University of Mississippi, where he earned a bachelor's degree in liberal arts. Pitched 11 seasons, including parts of four in the majors with Washington (2014-15 & 2019-20), before ending his career with Lehigh Valley in 2022.



TROY HOFFERT – Minor League Medical Operations Liaison

Born: Reading, PA... **Resides:** Palm Harbor, FL... The 2024 season is his 32nd with the Phillies organization. Was named minor league medical operations coach/assistant liaison in 2023, after spending the previous 20 years with the Gulf Coast/Florida Complex League (R) team. Began in 1992 as a part-time athletic trainer with the Phillies at Martinsville (R). Earned a bachelor's degree in athletic training from Salem State College (MA) and a master's degree in sports medicine from Temple University (PA). Selected by his peers as the Gulf Coast League Athletic Trainer of the Year in 2006, 2012, 2015 and 2016. Was named overall Athletic Trainer of the Year in 2016 by the Professional Baseball Athletic Trainers Society (PBATS). Certified by the American Red Cross as an instructor in First Aid/CPR/AED.

PAT TRAINOR – Strength and Conditioning Coordinator

Born: Gibbstown, NJ... **Resides:** Ruskin, FL... Joined the Phillies as minor league strength and conditioning coordinator in 2022. Earned a bachelor's degree in exercise physiology from West Virginia University and a master's degree in kinesiology from Georgia Southern University. Began his career as the head strength and conditioning coach at Saint Joseph's University (PA) from 2007-09. Worked for four years (2009-12) with the Tampa Bay Rays as strength and conditioning coach in their minor league system. In 2011, was named the International League's Strength and Conditioning Coach of the Year. Spent two years with the San Diego Padres as strength and conditioning coach in their minor league system from 2013-14. Joined Cleveland in 2015 and spent two years as the rehab strength and conditioning coach. Returned to Tampa Bay and served as their minor league strength and conditioning coach for five years (2017-21).



JOSÉ SALAS – Latin American Strength & Conditioning Coordinator

Born: Maracay, VZ... **Resides:** LaPorte, IN... Named Latin American strength and conditioning coordinator for 2024. Joined the Phillies player development staff in May 2016 and spent his first three years with the Gulf Coast League team (R, 2016-18) before moving to Clearwater (A, 2019-20) and then back to the Florida Complex League Phillies (R) in 2021. Served as assistant strength and conditioning coordinator from 2022-23. Had formerly interned as an athletic trainer with the Atlanta Braves' Gulf Coast League (R) team in 2014. Also spent three years (2014-16) with LaPorte High School in Indiana. Earned his bachelor's degree from Culver-Stockton College (MO) and his master's degree in kinesiology from Tarleton State University (TX).

PLAYER DEVELOPMENT STAFF



DAN LIBURD – Rehab Strength & Conditioning Coordinator

Born: Miami, FL... **Resides:** Wilmington, NC... In his second year with the Phillies and first as rehab strength and conditioning coordinator. Joined the organization in 2023 as rehab strength and conditioning coach. Prior to joining the Phillies, served as director of sports science for EXOS from 2021-22, was head strength and conditioning coach for the Brooklyn Nets from 2018-21 and was an assistant strength and conditioning coach for the Pittsburgh Steelers in 2017. Earned a bachelor's degree in exercise science from Boston University in 2006 and a master's degree in health and human performance from Canisius College (NY) in 2016. Is also a certified strength and conditioning specialist (CSCS).

TODD DILBECK – Mental Performance Coordinator

Born: Livermore, CA... **Resides:** Southern Pines, NC... In his third year in the organization and his second as minor league mental performance coordinator (also in 2022). Spent the 2023 season as major league mental performance coach for the club. Prior to joining the Phillies, in 2021, worked with special operations forces training in the U.S. Army. Also spent nine years (2012-20) as a sport psychology coach and consultant at his private practice, working with individual athletes and teams across Northern California. Additionally, spent over three decades as a wrestling coach at the secondary and collegiate levels, including a nine-year stint (2012-20) as both the mat and mental performance coach at Sacramento City College. Earned his bachelor's degree in psychology from California State University, Sacramento and his master's in sport and exercise psychology from National University.



TRACI STATLER – Mental Performance Coordinator for Rehabilitation and Scouting

Born: New York, NY... **Resides:** Clearwater, FL... Joined the Phillies in 2022 following 15 years at Cal State Fullerton as associate professor, applied sport and performance psychology (2007-22) and director, office of graduate studies (2019-22). Also served as certified mental performance consultant (CMPC) for USA Track & Field (2000-17), USA Women's Volleyball (2016-21) and Red Bull High Performance (2020-22). Served as president of the Association for Applied Sport Psychology in 2020. Earned her bachelor's degrees from the University of North Carolina, Chapel Hill, her master's degree in kinesiology from Cal State Fullerton and her Ph.D. in exercise and sport sciences from the University of Utah.

KIAH VILLAMÁN – Manager, Life Skills and Education

Born: NJ... **Resides:** Vineland, NJ... Joined the Phillies in 2017. Earned a bachelor's degree in Spanish and international studies and a master's degree in TESOL (teaching English to speakers of other languages) from Wilton College (PA).



ENFRIN BENITEZ – DR Academy Life Skills and Education Coordinator

Born: Santo Domingo, DR... **Resides:** Santo Domingo... Joined the Phillies in 2019. Previously served as an outsourced English teacher for a number of MLB teams, including Boston, Oakland, Seattle, Cincinnati, Milwaukee and St. Louis. Earned a bachelor's degree in languages education from Universidad Dominico Americana and a master's in schools management from Universidad Tecnologica de Santiago. Attained post-graduate specialization in Teaching English as a Foreign Language Education.

THOMAS KNAUSS – Minor League Video and Technology Coordinator

Born: Los Angeles, CA... **Resides:** Clearwater, FL... Joined the Phillies as minor league assistant video coordinator in 2021. Named to his current position for the 2024 season. Earned a bachelor's degree in sport management from the University of Minnesota, where he served as head student manager for the baseball team from 2017-20. Also worked as a player development intern in 2019 for Wareham in the Cape Cod Baseball League.



CANDRA PEPPER – Minor League Video and Technology Coordinator

Born: Nashua, NH... **Resides:** Middleton, MA... Joins the Phillies as a minor league video and technology coordinator for 2024. Prior to joining the organization, served as a minor league department intern for the Seattle Mariners in 2023 and as a major league advance scouting associate for the Detroit Tigers in 2022. Also worked as a game-day MLB data operator in Boston during the 2021 season. Earned bachelor's degrees in both history and communication in 2021 from the University of Massachusetts Amherst.

LEHIGH VALLEY IRONPIGS STAFF



Anthony Contreras



Ryan Buchter



Tyler Higgins



Joe Thurston



Chris Adamson



Andrew Dodgson



Makenna Behrens



Mike Lidge

ANTHONY CONTRERAS – Manager

Born: Los Gatos, CA... **Resides:** Peoria, AZ... Former infielder. Named manager of Lehigh Valley (AAA) prior to the 2022 season, his first managerial position at the triple-A level. Spent the previous eight seasons managing at various levels in the San Diego Padres system, first in 2014 with the Arizona League Padres (R), then 2015 with Tri-City (A) and finally six seasons (2016-21) with Fort Wayne (A). Led Fort Wayne to two playoff appearances and became the club's all-time winningest manager with 310 wins. Played nine minor league seasons in the San Francisco Giants and Padres systems, reaching as high as triple-A in 2010 with Portland and 2011-13 with Tucson. Batted .257 with 22 home runs and 281 RBI in 729 career minor league games before ending his playing career with Lancaster in the independent Atlantic League in 2013. Graduated from San Jose State University (CA) with a degree in sociology. Was selected in the ninth round of the 2005 MLB Draft by San Francisco.

RYAN BUCHTER – Pitching Coach

Born: Reading, PA... **Resides:** Sewell, NJ... Former pitcher. Joined Lehigh Valley (AAA) as assistant pitching coach in 2023 after beginning his coaching career with the Seattle Mariners in 2022 as a special assignment coach. Originally selected by the Washington Nationals in the 33rd round of the June 2005 draft. Pitched parts of seven seasons in the majors with the Atlanta Braves (2014), San Diego Padres (2016-17), Kansas City Royals (2017), Oakland Athletics (2018-19), Los Angeles Angels (2020) and Arizona Diamondbacks (2021). Overall, posted a 17-6 record with a 3.16 ERA in 285 major league games.

TYLER HIGGINS – Pitching Coach

Born: Alma, MI... **Resides:** Jacksonville, FL... Former pitcher. Joins Lehigh Valley for his first professional coaching experience. As a player, spent parts of 10 seasons in the minor leagues in the Miami Marlins (2011-17), Seattle Mariners (2018) and San Diego Padres (2019; 2022) systems. Spent two years (2020-21) pitching for Orix in Japan's Pacific League and for New Britain (2018) and High Point (2022) of the independent Frontier League. Was originally selected by the Texas Rangers in the 47th round of the 2009 MLB Draft, but did not sign. Attended Wayne State University (MI) and was then selected by the Marlins in the 23rd round of the 2011 MLB Draft out of Lansing Community College (MI). Following his playing career, spent time as a private baseball instructor in the Jacksonville, Fla., area.

JOE THURSTON – Hitting Coach

Born: Fairfield, CA... **Resides:** Fairfield... Former infielder. Joined the Phillies player development staff in 2022 as Lehigh Valley (AAA) hitting coach after spending the previous five seasons in the Seattle Mariners organization. Was hitting coach for Arkansas (AA) in 2020-21, Everett (A) in 2019 and Modesto (A) in 2017-18. Also served on Seattle's major league staff as interim first base coach in 2020. Began his career as a professional coach in 2016 with Billings (R) in the Cincinnati Reds organization. Had a 16-year (1999-2015) playing career spanning parts of seven seasons in the majors, including 18 games with the Phillies in 2006. Also played for the Los Angeles Dodgers, Boston Red Sox, St. Louis Cardinals and Florida Marlins. Originally selected by the Red Sox in the 45th round of the June 1997 draft, but did not sign. Instead went to Sacramento City College and delivered the game-winning hit to lead the Panthers to the 1999 state championship. Was drafted again in 1999 by the Dodgers in the fourth round.

CHRIS ADAMSON – Bench Coach

Born: Sydney, Australia... **Resides:** Adelaide, South Australia... Former catcher. Joins Lehigh Valley's staff for 2024 after spending 2023 with Jersey Shore (A) as bench coach. Spent three previous seasons as manager with Florida Complex League Phillies (R, 2022) and Lakewood/Jersey Shore (2020-21). Before joining the Phillies, spent seven years with Adelaide of the Australian Baseball League as the manager (2017-19) and bench coach (2013-16). Serves as an assistant coach (2018-present) for the Australian National Team and runs the performance department for Baseball South Australia. Graduated from Angelo State University (TX) with a bachelor's degree in sport science while earning NCAA All-American honors twice (2009-2010).

ANDREW DODGSON – Athletic Trainer

Born: Chattanooga, TN... **Resides:** Lakeland, FL... Joined Lehigh Valley (AAA) as athletic trainer in 2023 after one year with Reading (AA), two years (2020-21) with Lakewood/Jersey Shore (A) and two years (2018-19) with the Gulf Coast League Phillies West (R). Has degrees in athletic training from the University of South Florida and in sports management from the University of Southern Mississippi.

MAKENNA BEHRENS – Assistant Athletic Trainer

Born: Moses Lake, WA... **Resides:** Kennewick, WA... Joined the Phillies in 2022 after serving as an intern athletic trainer for the University of Tennessee (2021-22). Graduated from the University of Idaho with a bachelor's degree in exercise science and health and a master's degree in athletic training.

MIKE LIDGE – Strength and Conditioning Coach

Born: Arlington Heights, IL... **Resides:** Clearwater, FL... Joined the Phillies in 2017 as the strength and conditioning coach for Clearwater (A) before being moved to Reading (AA) for 2018 and Lehigh Valley (AAA) in 2019. Previously held the same position for four years (2013-16) with the San Francisco Giants organization for Richmond (AA), San Jose (A) and the Arizona League Giants (R). Spent 2011 as an assistant varsity baseball coach for Barrington High School (IL). Has a Master of Science in exercise science and his Bachelor of Science in kinesiology from Northeastern Illinois University. Is the cousin of former Phillies All-Star relief pitcher Brad Lidge, and his younger brother Ryan was selected in the 20th round of the 2017 MLB Draft by the New York Yankees.

READING FIGHTINS STAFF



Al Pedrique



Phil Cundari



Riley McCauley



Brock Stassi



Karl Ellison



Meag Flaherty



Bruce Peditto

AL PEDRIQUE – Manager

Born: Valencia, VZ... **Resides:** Tucson, AZ... Former shortstop. Returns for 16th season as minor league manager and his 2nd at Reading after being named to the position in 2023. Previously managed in the organizations of the Kansas City Royals (1995-97), Houston Astros (1999-2000), Arizona Diamondbacks (2001-03), New York Yankees (2013-17) and Miami Marlins (2021). Spent the 2022 season as Miami's major league third base/infield coach. Also spent three years on the Oakland Athletics major league staff as first base coach (2018-19) and third base/infield coach (2020). Has additional major league experience as third base coach and interim manager for Arizona in 2004 and with Houston as third base coach (2009) and bench coach (2010-11). Played professionally for 17 years, including parts of three seasons in the majors with the New York Mets (1987), Pittsburgh Pirates (1987-88) and Detroit Tigers (1989).

PHIL CUNDARI – Pitching Coach

Born: Calabria, Italy... **Resides:** Shrewsbury, NJ... Former pitcher. Joins Reading (AA) for 2024 after spending his first year with the organization as pitching coach for Jersey Shore (A) in 2023. Prior to joining the Phillies, spent three years as pitching coach in the Toronto Blue Jays system with Lansing (A, 2020), Dunedin (A, 2021) and Vancouver (A, 2022). Spent two years (2018-19) as pitching coach for Rutgers University (NJ) following 17 seasons at Seton Hall University (NJ). Named 2011 National Pitching Coach of the Year. Was a standout pitcher for Seton Hall, being named Big East Pitcher of the Year and Second-Team All-America in 1985. Selected by the Oakland Athletics in the fourth round of the June 1985 draft and pitched four seasons, reaching as high as double-A. Earned his bachelor's degree in social work from Seton Hall in 1989 and was inducted into the school's Hall of Fame in 2010. Completed his master's degree in psychiatric social work from Rutgers in 1990 and worked 10 years as a therapist.

RILEY MCCAULEY – Pitching Coach

Born: Sterling Heights, MI... **Resides:** Sterling Heights... Former pitcher. Joined the Phillies in 2022. Selected by the Chicago Cubs in the 14th round of the 2018 MLB Draft out of Michigan State University, where he earned a bachelor's degree in food industry management. Pitched two seasons in the Cubs organization. Previously served as a pitching coach for Cressey Sports Performance (2020-21) and Troy University (2021-22).

BROCK STASSI – Hitting Coach

Born: Sacramento, CA... **Resides:** Rocklin, CA... Former first baseman. Joins Reading (AA) for 2024, his second year coaching in the organization after spending 2023 as Jersey Shore (A) hitting coach. Was originally selected by the Phillies in the 33rd round of the June 2011 draft out of the University of Nevada, where he earned a degree in secondary education. Spent his first seven years climbing the ranks in the Phillies system, including 51 games in the majors in 2017. Also played in the Minnesota Twins (2018) and San Francisco Giants (2018-19; 21) organizations before finishing his career with Reading (AA) and the Florida Complex League Phillies (R) in 2021. Previously spent three years as a coach at William Jessup University (CA).

KARL ELLISON – Development Coach

Born: Cincinnati, OH... **Resides:** West Palm Beach, FL... Former catcher. Returns to the Phillies organization for his first professional coaching experience. Originally signed by the Phillies as a non-drafted free agent on March 1, 2022, and appeared in a combined 47 games between Jersey Shore and Lehigh Valley in the 2022 season. Concluded his playing career in the Toronto Blue Jays system in 2023. Spent two seasons (2019; 2021) with Lake Erie in the independent Frontier League. Attended Vanderbilt University (TN) and earned a bachelor's degree in political science from Lynn University (FL) in 2017. Slashed .353/.420/.690 over 50 games in his only season for Lynn in 2017.

MEAG FLAHERTY – Athletic Trainer

Born: Weymouth, MA... **Resides:** Clearwater, FL... Joins Reading (AA) for 2024, her fifth year in the organization. Spent the last two years with Jersey Shore (A) in 2023 and Lehigh Valley (AAA) as assistant athletic trainer in 2022. Previously spent two seasons (2020-21) as athletic trainer for Clearwater (A). Spent 2019 as an athletic training intern with the Arizona League Cubs (R). Graduated from Bridgewater State University (MA) with a master's degree in athletic training. Worked as an athletic trainer in the Cape Cod Baseball League as well as for multiple Division I NCAA teams and sports medicine clinics. In 2018, volunteered as a medical staff member for the Boston Marathon.

BRUCE PEDITTO – Strength and Conditioning Coach

Born: Voorhees, NJ... **Resides:** Mt. Laurel, NJ... Joined the Phillies player development staff prior to the 2018 season. Spent four years as the strength and conditioning coach for Lakewood/Jersey Shore (A) before being assigned to Reading (AA) prior to the 2022 season. Earned his bachelor's degree in sport and exercise science from DeSales University (PA).

JERSEY SHORE BLUECLAWS STAFF



Greg Brodzinski



Brad Bergeesen



Matt Ellmyer



Adam Lind



Orlando Muñoz



Beth Greenwood



Keita Isaji



John Sweeney

GREG BRODZINSKI – Manager

Born: Pittsburgh, PA... **Resides:** Clearwater, FL... Former catcher. Named manager of Jersey Shore (A) in 2023, his first managerial position. Spent 2022 as bench coach for Lehigh Valley (AAA) after two years (2020-21) on the Phillies major league staff as bullpen catcher/catching coach. Previously spent two seasons (2018-19) as a coach for Williamsport (A) and worked as a player/coach for Reading (AA) in 2017. Was originally selected by the Phillies in the 18th round of the 2015 MLB Draft. Appeared in 22 minor league games over two seasons (2015-16). Earned a bachelor's degree in sports management in 2015 from Barry University (FL). Also attended Kirkwood Community College (IA) and the University of South Carolina, where he was a member of the Gamecocks' 2011 NCAA Division I College World Series champions.

BRAD BERGESEN – Pitching Coach

Born: Concord, CA... **Resides:** Auburn, AL... Former pitcher. Is back with Jersey Shore (A) for 2024. After making his professional coaching debut in 2018 with Lakewood (A), has also served as a coach for Clearwater (A) in 2019, Jersey Shore in 2022 and Reading (2020-21; 2023). Pitched in the major leagues for four years for the Baltimore Orioles (2009-11) and Arizona Diamondbacks (2012), going 19-25 with four complete games and a 4.61 ERA in 102 games (59 starts). In 2013, made 14 appearances for the Chunichi Dragons of the Central League in Japan. More recently, pitched in the independent Atlantic League for York (2015) and Lancaster (2017). Was originally selected by the Orioles in the fourth round of the 2004 MLB Draft.

MATT ELLMYER – Pitching Coach

Born: Bedminster, NJ... **Resides:** Westfield, MA... Joins the Jersey Shore staff in 2024 after spending 2023 in the Texas Rangers organization as minor league pitching development coach for the Arizona Complex League team. Prior to his time at the Rangers, spent four years (2020-23) at Cresco Sports Performance in a variety of roles including intern, pitching coach and associate pitching coordinator. In 2021, also worked with the Phillies as a player development associate. Pitched for Wofford College (SC), where he earned a bachelor's degree in accounting and finance.

ADAM LIND – Hitting Coach

Born: Muncie, IN... **Resides:** Tampa, FL... Former infielder/outfielder. Begins his professional coaching career with Jersey Shore (A). Prior to joining the Phillies, had a 15-year playing career in which he spent 12 seasons in the major leagues with the Toronto Blue Jays (2006-14), Milwaukee Brewers (2015), Seattle Mariners (2016) and Washington Nationals (2017). Over 1,344 major league games, hit 200 home runs and earned a Silver Slugger Award and the Edgar Martinez Outstanding Designated Hitter Award in 2009 after hitting .305 with a career-high 35 homers and 114 RBI in 151 games for the Blue Jays. Originally selected by the Minnesota Twins in the eighth round of the 2002 MLB Draft, but did not sign. Attended the University of South Alabama in 2003 and was selected by the Blue Jays in the third round of the 2004 MLB Draft. After his playing career, earned a bachelor's degree in Spanish and Latin American studies from the University of South Florida.

ORLANDO MUÑOZ – Position Coach

Born: Caracas, VZ... **Resides:** Cagua, VZ... Former infielder. Played six seasons (1989; 1991-95) in the California Angels minor league system, reaching as high as triple-A Vancouver. Managed and coached for 20 years (1997-2016) for both Zulia in the Venezuelan Winter League and Modena and Parma in the Italian Baseball League. Worked for both leagues as a hitting coach, assistant hitting coach, third base coach and first base coach. Spent four years (2013-16) as a manager in the Italian League before joining the Phillies player development staff in 2017 in his current position. Was the 2021 recipient of the John Yukovich Award.

BETH GREENWOOD – Development Coach

Born: Peterborough, NH... **Resides:** Amherst, NH... Joins Jersey Shore to begin her professional coaching career. Has been a member of the Phillies organization since August 2022 when she was hired as a baseball research and development fellow. Over her time in the organization, has worked closely with players and staff at the Phillies Development Center. Attended the University of Rochester (NY), where she earned her bachelor's degree in mechanical engineering and played on the baseball team. In 2021, became the first female in UR baseball history and the first woman to play catcher in an NCAA baseball game. Is also a member of the USA Women's National Baseball Team.

KEITA ISAJI – Athletic Trainer

Born: Gifu, Japan... **Resides:** Clearwater, FL... In his first year with Jersey Shore (A) in 2024. Served as athletic trainer for Florida Complex League Phillies (R) in 2023 and the Dominican Summer League Phillies Red (R) in 2022. Previously was an athletic training intern for Lehigh Valley (AAA) and Reading (AA) in 2021. Before joining the Phillies, was an intern in the minor league systems of the Texas Rangers (2019), Oakland Athletics (2018), and Los Angeles Dodgers (2015-16). Earned a bachelor's degree in athletic training from Long Beach State (CA) in 2016 and his master's degree in physiology from Middle Tennessee State in 2019.

JOHN SWEENEY – Strength and Conditioning Coach

Born: Latham, NY... **Resides:** Latham... Will spend 2024 with Jersey Shore (A) after spending his first year with the Phillies with Florida Complex League Phillies (R) in 2023. Earned a bachelor's degree in health studies from Siena College (NY). Before joining the Phillies, spent one year as basketball manager and strength and conditioning intern for Siena and one year as a strength and conditioning coach at the College of the Holy Cross (MA).

CLEARWATER THRESHERS STAFF



Marty Malloy



Tim Collins



**Gustavo
Armas**



Chris Heintz



Mycal Jones



**John Ryan
Murphy**



**Samantha
Myers**



**Joseph
Miranda**

MARTY MALLOY – Manager

Born: Gainesville, FL... **Resides:** Trenton, FL... Former infielder. Returns to manage Clearwater (A) for 2024. Spent two years as minor league infield coordinator (2020-21) before returning to manage the Threshers in the second half of the 2021 season. Previously served as a minor league manager for three years with Clearwater (2019) and Lakewood (A, 2017-18). Was the 2022 winner of the John Vukovich Award. Prior to joining the Phillies, spent four years (2013-16) with the Houston Astros, including three years as the manager for their Gulf Coast League (R) team, one year as the GCL hitting coach and one year as the Florida Instructional League coordinator. Also coached at the amateur level as head coach (two years) and volunteer assistant (six years) for Trenton High School and six years as an infield instructor at Gatorball Baseball Academy in Gainesville, Fla. Played 12 years (1992-2003), including his first eight in the Atlanta Braves minor league system.

TIM COLLINS – Pitching Coach

Born: Worcester, MA... **Resides:** Henrico, VA... Former pitcher. Begins his professional coaching career with Clearwater in 2024. His 11-year professional playing career (2007-14; 2017-19) included six seasons in the major leagues with the Kansas City Royals (2011-14), Washington Nationals (2018) and Chicago Cubs (2019). Appeared in four postseason games for the American League champion Royals in 2014, three of which were in the World Series against the San Francisco Giants. Pitched for Team USA in the 2013 World Baseball Classic. Was originally signed by the Toronto Blue Jays as a non-drafted free agent on July 27, 2007. Prior to joining the Phillies organization, spent time as a private baseball instructor in the Richmond, Va., area.

GUSTAVO ARMAS – Pitching Coach

Born: Caracas, VZ... **Resides:** Guatire, VZ... Former pitcher. Spent seven years (2014-20) in the Phillies minor league system, reaching as high as double-A with Reading in 2019. In 2015, finished T-1st in the Venezuelan Summer League in starts and was 2nd in ERA, strikeouts and innings pitched. Named pitching development coach in the Florida Complex League (R) for 2023 after spending last season as assistant pitching coach for the Dominican Summer League Phillies Red (R). Spent 2021 with the Phillies as a player development associate at the Carpenter Complex and finished the year assisting in various areas at the Dominican Republic Academy. Was originally signed by the Phillies as an amateur free agent in July 2013.

CHRIS HEINTZ – Hitting Coach

Born: Syosset, NY... **Resides:** Tampa, FL... Former catcher. Joined the Phillies player development staff before the 2018 season as a Gulf Coast League (R) coach before being promoted to Clearwater (A) for the 2020 season. Named assistant hitting coordinator in March 2021 and spent two years in that position before returning to Clearwater as hitting coach prior to the 2023 season. Was previously an assistant coach for the University of South Florida for five years (2010-14). Prior to his time with USF, spent two years in the Minnesota Twins minor league system as manager for the Gulf Coast League (R) team and coach for Beloit (A). Appeared in 34 major league games for the Twins over three seasons (2005-07) after being selected by the Chicago White Sox in the 19th round of the 1996 MLB Draft. In 2013, was inducted into the USF Hall of Fame. Graduated from Countryside High School in Clearwater, Fla.

MYCAL JONES – Bench Coach

Born: Jacksonville, FL... **Resides:** Kissimmee, FL... Former infielder/outfielder. Joined Clearwater (A) in 2023 after spending one season (2022) as bench/position coach for Reading (AA) and two years (2020-21) as a coach in the Gulf Coast/Florida Complex League (R). Previously worked in Houston's system as a coach for Corpus Christi (AA) in 2018. Was originally a fourth-round selection of the Atlanta Braves in the 2009 MLB Draft, playing seven minor league seasons in their organization. Played for Somerset in the independent Atlantic League in 2016. Following his playing career, opened the Mycal Jones Baseball Academy in Naples, Fla., in September 2016. Began coaching youth baseball in 2013 at Big Diamond Athletics (2013-15) and the Florida Athletic Development Center (2016-17). Earned his Associate of Arts degree in communication, public relations, from Miami-Dade College (FL) in 2009.

JOHN RYAN MURPHY – Player Development Instructor

Born: Bradenton, FL... **Resides:** Tampa, FL... Former catcher. Joined the Phillies in 2023 as player development instructor, his first coaching position. Originally selected by the New York Yankees in the second round of the June 2009 draft out of the IMG Academy. Played parts of eight seasons in the majors with the Yankees (2013-15), Minnesota Twins (2016), Arizona Diamondbacks (2017-19), Atlanta Braves (2019) and Pittsburgh Pirates (2020).

SAMANTHA MYERS – Athletic Trainer

Born: Walnut Creek, CA... **Resides:** Pittsburg, CA... Joined Clearwater (A) as athletic trainer in 2023 after spending the 2022 season on the major league staff as medical operations liaison. Originally joined the Phillies as an athletic trainer in 2020 assigned to the academy in the Dominican Republic. Spent the 2019 season as an assistant athletic trainer with Binghamton (AA) and 2018 as an athletic training student with Sacramento (AAA). Is a 2018 graduate of Sacramento State University (CA) with a degree in kinesiology and athletic training and attained her master's degree in applied exercise science and human movement science from Concordia University.

JOSEPH MIRANDA – Strength & Conditioning Coach

Born: Cincinnati, OH... **Resides:** Maryville, TN... In his second season with Clearwater (A) following one year as strength and conditioning coach for Pensacola (AA, 2022) in the Miami Marlins system and two years in the Cincinnati organization with Pensacola (2018) and Chattanooga (AA, 2019). Began his professional baseball career with the Colorado Rockies as a physical performance coach (2014-15). Served as strength and conditioning coach for the Boston Red Sox in 2016. Graduated from Maryville College (TN) with a bachelor's degree in physical education in 2011. Earned his master's degree in exercise science from George Washington University (DC), where he worked as a graduate intern strength coach for two years. Is a certified strength and conditioning specialist (CSCS) and registered strength and conditioning coach (RSCSS), among other certifications.

FLORIDA COMPLEX LEAGUE PHILLIES STAFF



Shawn Williams



Jarrod Parker



Rafael DeLima



Jake Palomaki



Gary Cathcart

SHAWN WILLIAMS – Manager

Born: Salt Lake City, UT... **Resides:** Palm Harbor, FL... Former infielder. Named the Florida Complex League manager in 2023, his fifth managerial stop in the Phillies system. Previously served as manager for Reading (AA, 2019-22), Clearwater (A, 2017-18) and Lakewood (A, 2015-16) after joining the Phillies player development staff in 2014 as manager for Williamsport (A). Also spent April 2014 as a fill-in bullpen catcher for the Phillies. Served as a player/coach for Williamsport in 2013. Played four seasons (2007-10) in Tampa Bay's minor league system while also playing independently in the American Association (2006), Can Am League (2010-11) and Atlantic League (2010 & 2012). His father, Jimmy Williams, managed the Toronto Blue Jays, Houston Astros and Boston Red Sox and was the Phillies bench coach for two years (2007-08).

JARROD PARKER – Pitching Coach

Born: Fort Wayne, IN... **Resides:** Nashville, TN... Former pitcher. Begins his professional coaching career with the Florida Complex League Phillies. Was a first-round selection – ninth overall – of the Arizona Diamondbacks out of Norwell High School in Ossian, Ind., in the 2007 MLB Draft. Pitched professionally for six seasons, which included parts of three seasons in the majors with the Diamondbacks (2011) and the Oakland Athletics (2012-13). Finished fifth in American League Rookie of the Year voting in 2012 after posting a 13-8 record with a 3.47 ERA and 140 strikeouts in 29 starts for the A's. Following his player career, served as a private baseball instructor in the Nashville, Tenn., area.

RAFAEL DeLIMA – Hitting Coach

Born: Valencia, VZ... **Resides:** Valencia... Former outfielder. The 2024 season is his 25th on the Phillies player development staff and third with the Florida Complex League Phillies (R). Previously spent one year (2021) with Jersey Shore (A), eight (2013-20) with the Gulf Coast League Phillies (R) and one with Williamsport (A) in 2012 after 12 years (2000-11) as coordinator for the club's Venezuelan Summer League (R) team. Was the 2018 recipient of the John Vukovich Award. Originally signed by the Minnesota Twins as an amateur free agent in 1985 and played in the organization's minor league system through 1992. Played seven years in the Mexican League.

JAKE PALOMAKI – Hitting Coach

Born: Lansing, MI... **Resides:** Clearwater, FL... Former infielder. Joins the organization as a hitting coach assigned to the Florida Complex League Phillies. Played professionally for four years in the Tampa Bay Rays (2018-19; 2021) and Los Angeles Angels (2022) minor league systems. Was selected by the Rays in the 18th round of the 2018 MLB Draft out of Boston College, where he played baseball and earned a bachelor's degree in communication. Prior to joining the Phillies, served as a player development coordinator at Pinnacle Performance in the Atlanta, Ga., area.

GARY CATHCART – Position Coach/Baserunning Coordinator

Born: New Bedford, MA... **Resides:** Tampa, FL... Former outfielder. In his second season with the Florida Complex League Phillies (R). Joined the organization in 2022 as minor league baserunning coordinator and Clearwater bench/position coach after serving as a manager in Detroit's minor league system the previous four seasons. Spent 2021 with the Florida Complex Tigers East (R), 2020 with Norwich (A), 2019 with the Gulf Coast League Tigers (R) and 2018 with Connecticut (A). Before joining the Tigers, was with the Miami Marlins from 2015-17, when he held roles as outfield/base running coordinator and field coordinator. Spent five seasons managing in the Washington Nationals system at Auburn (A), including two straight New York-Penn League Pinckney Division titles in 2011 and 2012. Also with Washington, managed Potomac (A) to the Carolina League championship in 2010. In 2009, managed Phoenix to the championship game in the Arizona Fall League. Began his coaching career with Toronto, spending seven seasons in the Blue Jays system, including four as a manager with New Hampshire (AA, 2008-09), Lansing (A, 2007) and Pulaski (R, 2004). Selected by the New York Yankees in the 33rd round of the 1984 MLB Draft and played five seasons in the Yankees minor league system, advancing as far as triple-A.

FLORIDA COMPLEX LEAGUE PHILLIES STAFF



Roly deArmas



Sean Rodriguez



Raul Perez



Blaine Taylor



Carlos Montegudo

ROLY deARMAS – Player Development Instructor

Born: New York, NY... **Resides:** Palm Harbor, FL... Former catcher. Played five years of pro ball in the Phillies organization from 1973-77. Was player-coach at Peninsula (A) in 1977; coached at Peninsula, 1978; managed Helena (A) from 1979-82, Spartanburg (A) in 1983 and 1985-86, Sarasota (A) in 1984, Clearwater (A) in 1987 and 1993 and Martinsville (R) in 1988-92. Was the bullpen catcher for the Chicago White Sox before being named bullpen coach on June 2, 1995, a position he held through the 1996 season. Managed the Gulf Coast League White Sox (R) in 1997. Managed South Bend (A) in the Arizona system in 1998. Remained in Arizona's farm system in 1999 as catching coordinator and Tucson (R) manager. Returned to the major leagues in 2000 as bullpen coach for Jim Fregosi's Toronto Blue Jays. Since returning to the Phillies organization in 2000, has managed the Gulf Coast/Florida Complex League Phillies (R, 2001-02, 2004, 2007-21) and Clearwater (second half of 2002 and 2003), spent two seasons (2005-06) as the catching coordinator and continues as a player development instructor (since 2022). Also served as the bullpen coach for Team USA in the World Cup from 2007-09 and spent several months with the Phillies in 2008 as the interim bullpen coach. In 2010, led the GCL Phillies to the GCL championship. Was the recipient of the John Vukovich Award in 2009. Was the bullpen catcher for Team USA in the 2013 World Baseball Classic. In December 2021, received the prestigious Mike Coolbaugh Award, presented annually by Minor League Baseball to an individual who has shown outstanding baseball work ethic, knowledge of the game and skill in mentoring young players on the field.

SEAN RODRIGUEZ – Player Development Instructor

Born: Miami, FL... **Resides:** St. Petersburg, FL... Former infielder/outfielder. Joined the Phillies as a player development instructor prior to the 2022 season, his first post-playing career position in baseball. Spent 13 years in the majors with the Los Angeles Angels (2008-09), Tampa Bay Rays (2010-14), Pittsburgh Pirates (2015-17; 2018), Atlanta Braves (2017), Phillies (2019) and Miami Marlins (2020). Hit 81 home runs in 1,103 major league games, playing every position except catcher. Was originally selected by the Angels in the third round of the 2003 MLB Draft.

RAUL PEREZ – Athletic Trainer

Born: Guadalajara, Mexico... **Resides:** Pittsburgh, PA... Rejoins the Florida Complex League Phillies (R) staff after spending 2023 as medical operations liaison for the major league club. Originally joined the organization in 2019 as an intern with the Gulf Coast League affiliate. Spent two years as athletic trainer for the GCL/FCL clubs (2020-21) before moving to Clearwater in the same role for the 2022 season. Earned his bachelor's degree in athletic training from Azusa Pacific University (CA) in 2016 and his master's degree in rehabilitation science from the University of Pittsburgh in 2018. Is a certified strength and conditioning specialist (CSCS) and has additional rehab and movement-based certifications, along with Rapsodo and Driveline pitching and hitting certificates.

BLAINE TAYLOR – Strength and Conditioning Coach

Born: Bakersfield, CA... **Resides:** Fresno, CA... Moved to the Florida Complex League Phillies (R) in 2023 after spending 2022 with Clearwater (A). Before joining the Phillies organization, worked with several sports as a strength and conditioning coach at Fresno Pacific University (CA) in 2021. Previously spent three seasons on the Cincinnati Reds player development staff with Greenville (R) in 2018, Billings (R) in 2019 and Daytona Beach (A) in 2020. Prior to joining the Reds, served as the assistant strength and conditioning coach at Santa Clara University (CA) in 2017. Worked a variety of sports at Biola University (CA) before taking the position at Santa Clara. Played baseball at FPU, where he majored in kinesiology: exercise science. While completing graduate studies in exercise science at FPU, interned for Arizona's affiliate at Visalia (A), followed by an internship in strength and conditioning at Pepperdine University (CA).

CARLOS MONTEGUDO – Strength and Conditioning Coach

Born: Kansas City, MO... **Resides:** Shawnee, KS... Joins the organization as a strength and conditioning coach for the Florida Complex League Phillies (R). Prior to joining the Phillies, served as a strength and conditioning coach for Kansas City Strength and Conditioning, a private facility in Shawnee, Kan. Also assisted in the Strength & Conditioning department for Savannah State University (GA), completed an internship with the Arizona Diamondbacks minor league strength and conditioning staff, and served as a clinical sport performance manager for EXOS. Earned his bachelor's degree in sports medicine/athletic training from the University of Kansas and is a certified strength and conditioning specialist.

DOMINICAN SUMMER LEAGUE PHILLIES RED STAFF



**Nerluis
Martínez**



Samuel Hiciano



**Alex
Concepción**



**Carlos
Hernandez**



Uziel Viloria



Argelis Pérez



**Marissa
VanHassel**



Noel Almonte



Andrea Ibarra

NERLUIS MARTÍNEZ – Manager

Born: Cristóbal Rojas, VZ... **Resides:** Paracotos, VZ... Former catcher. Joined the Phillies player development staff in 2021 as a development coach at Reading (AA) before assuming manager duties for the Dominican Summer League Phillies (R) in 2022. Spent four seasons (2015-18) in the Phillies minor league system after being signed as an amateur free agent in July 2014. Reached as high as Lakewood (A) and finished with a .220 average over 119 games.

SAMUEL HICIANO – Bench Coach

Born: Moca, DR... **Resides:** Moca... Former outfielder. Joined the Phillies player development staff in 2017 after a five-year (2012-16) playing career in the club's minor league system. Was signed by the Phillies as an amateur free agent in 2011 and played at Williamsport (A), Lakewood (A) and Clearwater (A) before moving into a coaching role. Was a South Atlantic League All-Star in 2014.

ALEX CONCEPCIÓN – Pitching Coach

Born: Santo Domingo, DR... **Resides:** Santo Domingo... Former pitcher. Spent six years (2005-10) in the Phillies minor league system, reaching as high as triple-A before finishing his pitching career in 2011 with Rio Grande Valley of the independent North American League. Has been a pitching coach for the Dominican Summer League Phillies (R) since 2011, making 2024 his 14th season with the team.

CARLOS HERNANDEZ – Assistant Pitching Coach

Born: Santo Domingo, DR... **Resides:** Orlando, FL... Former pitcher. Joins the Dominican Summer League Phillies (R) for his first professional coaching position. Spent his entire seven-year playing career pitching in the Arizona Diamondbacks' minor league system (2012-18) after being signed by the club as an amateur free agent in 2012. Prior to joining the Phillies, served as a private baseball instructor in Santo Domingo in the Dominican Republic.

UZIEL VILORIA – Hitting Development Coach

Born: Puerto Plata, DR... **Resides:** Puerto Plata... Former infielder. Begins his professional coaching career with the Dominican Summer League Phillies Red (R). Spent his entire playing career (2019; 2021-23) in the Phillies minor league system and joined the club's player development staff at the end of the 2023 season. Was originally signed by the Phillies as an amateur free agent on June 13, 2019.

ARGELIS PÉREZ – Athletic Trainer

Born: Santo Domingo, DR... **Resides:** Santo Domingo... Former first baseman. Has been in his current role since 2007. Was originally signed by the Phillies as an amateur free agent in 2003 and played two seasons with the Dominican Summer League (R) club (2003-04), hitting .280 with three home runs and 22 RBI in 67 games.

MARISSA VANHASSEL – Athletic Trainer

Born: Snellville, GA... **Resides:** Snellville... Joins the Dominican Summer League Phillies Red (R) staff after serving as an associate athletic trainer for Clearwater in 2023. Earned a bachelor's degree in athletic training from the University of Georgia, where she worked with the varsity baseball team in addition to other sports. Prior to joining the Phillies, served as a graduate assistant athletic trainer at the University of South Florida.

NOEL ALMONTE – Strength and Conditioning Coach

Born: DR ... **Resides:** Santo Domingo, DR... Joined the Dominican Summer League Phillies (R) in 2023. Previously served as sports and well-being supervisor at Tui Sensatori Hotel (2018-22). Graduate of All Victory Academy. Has certifications in nutrition, strength and conditioning and personal training.

ANDREA IBARRA – Strength & Conditioning Coach

Born: Eagle Pass, TX... **Resides:** San Antonio, TX... Joins the Dominican Summer League Phillies in 2024 after working as a graduate assistant strength and conditioning coach at Texas A&M University, Kingsville and as a sports performance intern with the football and baseball teams at the University of Texas at San Antonio. Earned a bachelor's degree in history from UTSA in 2018 and a Master's of Science in exercise science from Liberty University (VA) in 2022. Is currently pursuing her Doctor of Philosophy in exercise science from Liberty. Obtained certified strength and conditioning specialist (CSCS) certification in 2023. Served as an officer in the U.S. Army from 2018-23 and was in the Army Reserves from 2013-18.

DOMINICAN SUMMER LEAGUE PHILLIES WHITE STAFF



**Waner
Santana**



Lester Straker



**Manny
Martinez**



Félix Castillo



**José
Betancourt**



Carley McQuain



Manuel Javier

WANER SANTANA – Manager

Born: Los Mameyes, DR... **Resides:** Los Mameyes... Former infielder. Was originally signed by the San Francisco Giants and played three seasons (2000-02) in their minor league system. The 2024 season is his 15th as part of the Phillies player development staff in the Dominican Summer League (R), including seven as manager (2016-21; 2024).

LESTER STRAKER – Pitching Coach

Born: Bolivar, VZ... **Resides:** Aragua, VZ... Former pitcher. Named the recipient of the Phillies' John Vukovich Award for 2023. Spent the first 10 years of his pro career in the minor leagues with the Cincinnati Reds (1977-83), Oakland A's (1984) and Minnesota Twins (1985-86). Made his major league debut with Minnesota in 1987. Pitched two seasons for the Twins and went 10-15 with a 4.22 ERA in 47 games (40 starts), his only time in the majors. Pitched in the Mexican League (1990 & 1993), Venezuelan Summer League (1992 & 1994), Italian League (1991) and Taiwan League (1995-96) before joining the coaching ranks. Spent four years as a pitching coach in the Toronto Blue Jays farm system and one year in the Atlanta Braves system before joining the Phillies in 2004. Worked for 12 years (2004-15) as a pitching coach for the VSL Phillies (R) before joining the Dominican Summer League (R) staff in 2016.

MANNY MARTINEZ – Hitting Coach

Born: San Pedro de Macoris, DR... **Resides:** San Pedro de Macoris... Former outfielder. Joined the Dominican Summer League Phillies (R) in 2023 after spending the previous 13 years as manager (2015-22) and coach (2010-14) for the DSL Mets. Originally signed by the Oakland Athletics in March 1988 and was in their organization through 1994, where he was named a three-time California League All-Star. Appeared in 13 games for the Phillies in 1996. Also played in the majors for the Seattle Mariners (1996), Pittsburgh Pirates (1999) and Montreal Expos (2000) and in the minor leagues for the Chicago Cubs (1995) and Florida Marlins (2000). Played in the Dominican Winter League, winning four championships and one Caribbean Series, as well as in Korea and Mexico.

FÉLIX CASTILLO – Position Coach

Born: Maracaibo, VZ... **Resides:** Maracaibo... Former catcher. Joined the Phillies player development staff in 2018. Played six years (2010-15) in the Marlins minor league system.

JOSÉ BETANCOURT – Athletic Trainer

Born: Caracas, VZ... **Resides:** Valencia, VZ... The 2024 season is his eighth with the Phillies. Previously held the same position for La Guaira and Aragua in the Venezuelan Winter League. Has a degree in physiotherapy from Arturo Michelena University (VZ).

CARLEY McQUAIN – Physical Therapist

Born: Williamsburg, VA... **Resides:** Clearwater, FL... Joins the Phillies in 2024 for her first full-time role in Major League Baseball. Earned her Bachelor of Science in Education in kinesiology from the University of Virginia in 2018 and her doctorate in physical therapy from Duke University School of Medicine (NC) in 2021. Completed a sports physical therapy residency with NovaCare in Philadelphia in 2022. Served as the inaugural fellow for the Upper Extremity Physical Therapy Fellowship at the University of Wisconsin Health that is run in collaboration with the Toronto Blue Jays.

MANUEL JAVIER – Strength and Conditioning Coach

Born: Bayaguana, DR... **Resides:** Santo Domingo, DR... In his fifth season as a strength and conditioning coach for the Dominican Summer League Phillies (R).

MINOR LEAGUE AFFILIATES



LEHIGH VALLEY IRONPIGS
International League (Triple-A)
Phillies affiliate since 2008

Ballpark: Coca-Cola Park
General Manager: Kurt Landes
Manager: Anthony Contreras
Address:
1050 IronPigs Way
Allentown, PA 18109
Phone: (610) 841-PIGS
Website: milb.com/lehigh-valley



READING FIGHTINS
Eastern League (Double-A)
Phillies affiliate since 1967

Ballpark: FirstEnergy Stadium
General Manager: Scott Hunsicker
Manager: Al Pedrique
Mailing Address:
P.O. Box 15050
Reading, PA 19612
Street Address:
1900 Centre Avenue
Reading, PA 19605
Phone: (610) 375-8469
Website: milb.com/reading



JERSEY SHORE BLUECLAWS
South Atlantic League (High-A)
Phillies affiliate since 2001

Ballpark: ShoreTown Ballpark
General Manager: Bob McLane
Manager: Greg Brodzinski
Address:
2 Stadium Way
Lakewood, NJ 08701
Phone: (732) 901-7000
Website: milb.com/jersey-shore



CLEARWATER THRESHERS
Florida State League (Single-A)
Phillies affiliate since 1985

Ballpark: BayCare Ballpark
General Manager: Jason Adams
Manager: Marty Malloy
Address:
601 N. Old Coachman Road
Clearwater, FL 33765
Phone: (727) 712-4300
Website: milb.com/clearwater



FCL PHILLIES
Florida Complex League (R)
Phillies affiliate since 1999

Ballpark: Carpenter Complex
General Manager: Lee McDaniel
FCL Phillies Manager: Shawn Williams
Address:
651 N. Old Coachman Road
Clearwater, FL 33765
Phone: (727) GO-PHILS



DSL PHILLIES
Dominican Summer League (R)
Phillies affiliate since 2002

DSL Phillies Red Manager: Nerluis Martínez
DSL Phillies White Manager: Waner Santana

2023 MINOR LEAGUE NOTES

SEASON IN REVIEW

Philadelphia's minor league affiliates posted a combined record of 390-315 (.553). Lehigh Valley was ranked 5th in the International League in OPS (.822) and home runs (213). Reading hit 229 doubles and 159 home runs, which ranked 2nd and 3rd, respectively, in the Eastern League. Jersey Shore led the South Atlantic League with 73 wins. Clearwater ranked 1st in wins (79) and stolen bases (270) among all single-A teams. The FCL Phillies ranked 2nd in the league with a .968 fielding percentage. The DSL Phillies White pitching staff led the Dominican Summer League in ERA (2.71), WHIP (1.18), strikeout-to-walk ratio (2.44) and was tied for 1st in wins (42). The DSL Phillies Red were tied for 8th in the Dominican Summer League in triples (22).

PHILLIES 2023

Team	W	L	PCT
Lehigh Valley	80	66	.548
Reading	59	77	.434
Jersey Shore	73	58	.557
Clearwater	79	50	.612
FCL Phillies	30	25	.545
DSL Phillies Red	27	26	.509
DSL Phillies White	42	13	.764
Overall	390	315	.553

ATTENDANCE

Affiliate	League	*Rank	Attendance	Avg/Game
Lehigh Valley	International	1st	567,322	7,990
Reading	Eastern	4th	385,478	5,930
Jersey Shore	South Atlantic	2nd	287,602	4,793
Clearwater	Florida State	1st	157,072	2,493

* Based on avg. per game

PAUL OWENS AWARD WINNERS

Outfielder Johan Rojas and right-handed pitcher Orion Kerkering were selected as the recipients of the 2023 Paul Owens Award, presented annually to the Phillies' top minor league player and pitcher.

Rojas posted a .306/.361/.484 (.845 OPS) slash line with 20 doubles, five triples, nine home runs, 45 RBI, 56 runs, 24 walks and 30 stolen bases in his 76 games with double-A Reading in 2023. At the time of his promotion to the Phillies on July 14, the 23-year-old was leading the Eastern League in hits (98), triples and runs while also ranked tied for second in steals, third in extra-base hits and total bases (155) and sixth in average. For the Phillies, Rojas slashed .302/.342/.430 (.772 OPS) with nine doubles, two triples, two home runs, 23 RBI, 24 runs and five walks and appeared in 57 games (40 starts) in center field. The Dominican Republic native was named the SIS/Fielding Bible Awards Defensive Player of the Month for August after leading all major leaguers with 11 defensive runs saved. Rojas was signed as an amateur free agent in 2018.

The Phillies Minor League Pitcher of the Month in April, Kerkering, 22, went 4-1 with 14 saves, a 1.51 ERA (9 ER, 53.2 IP) and a 0.89 WHIP across 49 relief appearances with single-A Clearwater (9), high-A Jersey Shore (18), double-A Reading (21) and triple-A Lehigh Valley (1) in 2023. He recorded 79 strikeouts to 12 walks (6.58 SO/BB ratio), held opposing hitters to a .186 (36-194) average and allowed just four home runs to the 208 batters he faced. Among minor league pitchers who threw at least 50.0 innings, he allowed the fewest number of runs (9), ranked fourth in ERA and fifth in WHIP. Overall, 43 of his 49 minor league outings were scoreless. Kerkering made his first appearance with the Phillies on Sept. 24 against the New York Mets, becoming the first player drafted by Philadelphia to make his major league debut in the very next season since Aaron Nola in 2015. He was selected by the Phillies in the fifth round of the 2022 MLB Draft from the University of South Florida.

ORGANIZATIONAL LEADERS (FULL SEASON)

Batting

*Average	Jake Cave (LHV)	.346
*OPS	Jake Cave (LHV)	1.113
Games	Carlos De La Cruz (REA)	129
At-bats	Carlos De La Cruz (REA)	509
PA	Carlos De La Cruz (REA)	582
Runs	Weston Wilson (LHV)	90
Hits	Simón Muzziotti (LHV)	140
Doubles	Matt Kroon (JS, REA, LHV)	31
	Gabriel Rincones Jr. (CLR, JS)	31
Triples	Justin Crawford (CLR, JS)	8
Home runs	Weston Wilson (LHV)	31
RBI	Weston Wilson (LHV)	86
Total bases	Weston Wilson (LHV)	237
Walks	Oliver Dunn (REA)	82
Strikeouts	Marcus Lee Sang (JS, REA)	163
Stolen bases	Emaarion Boyd (CLR)	56

*Min. 275 PA

Pitching

Wins	Jonh Henriquez (CLR, JS)	14
Losses	Josh Hendrickson (REA, LHV)	9
*ERA	Matt Osterberg (JS, REA)	3.52
*WHIP	Matt Osterberg (JS, REA)	1.11
Games	Taylor Lehman (REA, LHV)	50
Starts	Nick Nelson (CLR, REA, LHV)	25
	Tyler Phillips (REA, LHV)	25
CG	T.J. Zeuch (LHV)	1
Shutouts	N/A	
Saves	Orion Kerkering (CLR, JS, REA, LHV)	14
IP	David Parkinson (REA, LHV)	130.1
Walks	Mick Abel (REA, LHV)	65
Strikeouts	David Parkinson (REA, LHV)	135

*Min. 75.0 IP

ORGANIZATIONAL LEADERS (SHORT SEASON)

Batting

*Average	Eduardo Tait (DSL, DSLW)	.333
*OPS	Dakota Kotowski (FCL)	1.050
Games	Juan Villavicencio (DSL, DSLW)	49
At-bats	Juan Villavicencio (DSL, DSLW)	169
PA	Juan Villavicencio (DSL, DSLW)	209
Runs	Juan Villavicencio (DSL, DSLW)	40
Hits	Eduardo Tait (DSL, DSLW)	49
Doubles	Eduardo Tait (DSL, DSLW)	12
Triples	Victor Cardoza (DSL)	4
	Raylin Heredia (FCL)	4
	Juan Villavicencio (DSL, DSLW)	4
Home runs	Dakota Kotowski (FCL)	15
RBI	Eduardo Tait (DSL, DSLW)	36
Total bases	Dakota Kotowski (FCL)	98
Walks	Yemil Rosario (DSLW)	32
Strikeouts	Dakota Kotowski (FCL)	50
Stolen bases	Jefferson Pena (DSLW)	24

*Min. 125 PA

Pitching

Wins	Edwar Chirinos (DSL)	6
	Carlos Millan (DSLW)	6
Losses	Mavis Graves (FCL)	4
	Joel Heredia (DSL)	4
*ERA	Luis Gonzalez (DSL, DSLW)	1.99
*WHIP	Danyony Pulido (DSLW)	1.05
Games	Luis Gomez (FCL)	19
Starts	Mavis Graves (FCL)	11
CG	Maxwel Hernandez (DSLW)	1
Shutouts	N/A	
Saves	Luis Gomez (FCL)	10
IP	Luis Gonzalez (DSL, DSLW)	49.2
Walks	Jose Pena Jr. (FCL)	32
Strikeouts	Danyony Pulido (DSLW)	51

*Min. 40.0 IP

2023 LEHIGH VALLEY REVIEW

Finished 3rd in International League's East Division (80-66, .548)... **STAFF** – Manager: Anthony Contreras; Hitting Coach: Joe Thurston; Pitching Coach: Cesar Ramos; Assistant Pitching Coach: Ryan Buchter; Bench/Position Coach: Pat Listach; Athletic Trainer: Andrew Dodgson; Assistant Athletic Trainer: Makenna Behrens; Strength & Conditioning Coach: Mike Lidge.

LEAGUE LEADERS: TEAM – 6th in team batting average (.264), 10th in team ERA (5.07) and 3rd in team fielding percentage (.983)... **BATTING** – **Runs:** Weston Wilson, 6th (90)... **Hits:** Simón Muzziotti, T-5th (140)... **Total bases:** Weston Wilson, 4th (237)... **Doubles:** Jake Cave, T-8th (30)... **Home runs:** Weston Wilson, 3rd (31)... **Extra-base hits:** Weston Wilson, T-8th (53)... **Runs batted in:** Weston Wilson, T-7th (86)... **Sacrifice hits:** Scott Kingery, T-2nd (5), Cal Stevenson, T-8th (3)... **Sacrifice flies:** Cal Stevenson, T-9th (7)... **Strikeouts:** Weston Wilson, 10th (146)... **Stolen bases:** Weston Wilson, T-7th (32)... **Caught stealing:** Simón Muzziotti, T-3rd (12)... **Slugging percentage:** Weston Wilson, 10th (.515)... **PITCHING** – **Wins:** Noah Skirrow, T-9th (8)... **Games started:** Drew Hutchison, T-6th (24)... **Complete games:** T.J. Zeuch, T-3rd (1)... **Hits:** Noah Skirrow, 9th (126)... **Earned runs:** Drew Hutchison, 9th (69)... **Walks:** Drew Hutchison, 1st (75)... **Intentional walks:** Trey Cobb, T-1st (4), Hans Crouse, T-7th (2)... **Wild pitches:** Francisco Morales, 1st (15).

PLAYER	AVG	G	AB	R	H	TB	2B	3B	HR	RBI	SH	SF	HP	BB	SO	SB	CS	DP	OBP	SLG	OPS	E
Cave, J	.346	59	237	61	82	162	30	1	16	49	0	2	5	31	56	2	3	2	429	.684	1.113	1
Clemens, K	.256	62	234	51	60	132	10	4	18	52	0	1	1	43	58	7	3	3	373	.564	.937	4
Ellis, D	.224	70	254	41	57	110	14	0	13	47	0	1	3	40	69	3	0	8	336	.433	.769	7
Frischia, V	.263	13	38	6	10	19	0	0	3	6	0	1	1	7	12	0	0	2	383	.500	.883	0
Garcia, A	.251	53	195	28	49	102	11	0	14	44	0	2	5	8	56	3	0	3	295	.523	.818	7
Guthrie, D	.280	22	82	11	23	39	6	2	2	9	0	0	3	11	22	3	2	1	385	.476	.861	2
Haley, J	.253	108	364	62	92	150	17	4	11	58	2	3	6	34	94	18	1	6	324	.412	.736	12
Hall, D	.311	74	286	46	89	156	11	1	18	57	0	5	1	42	65	0	0	6	395	.545	.940	3
Hicklen, B	.250	11	36	11	9	17	2	0	2	4	0	0	0	10	11	6	0	0	413	.472	.885	0
Hicks, J	.211	54	180	26	38	59	12	0	3	23	1	4	2	19	56	11	1	5	288	.328	.616	0
Kingery, S	.244	117	405	68	99	162	18	3	13	47	5	5	3	48	135	24	1	3	325	.400	.725	5
Kroon, M	.381	15	63	12	24	44	7	2	3	13	1	1	0	11	15	4	2	1	467	.698	1.165	0
Machin, V	.235	52	183	19	43	62	7	0	4	21	1	2	2	25	35	1	2	5	330	.339	.669	2
Marchán, R	.297	51	175	27	52	77	13	3	2	30	0	3	5	24	20	1	2	3	391	.440	.831	6
Marsh, B	.500	2	6	1	3	4	1	0	0	2	0	0	0	4	1	2	0	0	700	.667	1.367	0
McDowell, M	.300	3	10	1	3	4	1	0	0	4	0	0	0	3	0	0	0	0	300	.400	.700	0
Muzziotti, S	.296	124	473	67	140	191	22	4	7	61	1	3	2	45	81	26	12	12	358	.404	.762	5
Ortiz, J	.269	32	104	17	28	50	5	1	5	11	0	2	1	19	29	1	1	6	381	.481	.862	0
Pache, C	.235	13	51	10	12	17	2	0	1	6	0	0	1	8	13	3	1	3	350	.333	.683	0
Peterson, D	.244	85	303	54	74	148	15	1	19	54	0	5	3	37	85	1	0	10	328	.488	.816	1
Podkul, N	.280	8	25	9	7	14	1	0	2	5	0	0	4	5	5	0	0	0	471	.560	1.031	0
Qsar, J	.249	76	233	43	58	107	12	2	11	39	0	3	4	48	94	11	2	0	382	.459	.841	0
Quiroz, E	.231	96	325	57	75	115	19	0	7	59	0	3	3	57	62	7	2	9	348	.354	.702	8
Stevenson, C	.271	56	144	39	39	68	5	0	8	30	3	7	2	46	45	14	3	1	437	.472	.909	0
Wilson, W	.259	125	460	90	119	237	19	3	31	86	2	4	3	75	146	32	6	13	363	.515	.878	7
Totals	.264	146	4866	857	1285	2246	260	31	213	817	16	57	60	697	1268	180	44	102	.360	.462	.822	88

2023 PHILLIES MINOR LEAGUE HITTERS & PITCHERS OF THE MONTH

	HITTER(S)	PITCHER(S)
April	OF Gabriel Rincones Jr. (CLR)	RHP Orion Kerkering (CLR)
May	OF Marcus Lee Sang (JS)	LHP Wesley Moore (CLR)
June	OF Raylin Heredia (FCL)	RHP Carlos A Francisco (REA)
July	C Eduardo Tait (DSL)	LHP Danny Wilkinson (CLR)
August	OF Justin Crawford (JS)	LHP Rafael Marcano (JS)

2023 LEHIGH VALLEY REVIEW (cont.)

PLAYER	W-L	ERA	G	GS	CG	GF	SHO	SV	IP	H	R	ER	HR	HB	BB	IBB	SO	WP	BK	AVG
Abel, M	0-1	3.86	1	1	0	0	0	0	4.2	5	2	2	0	3	3	0	6	0	0	.278
Allgeyer, N	0-1	4.50	4	4	0	0	0	0	12.0	8	6	6	1	2	6	0	15	0	0	.182
Alvarado, J	1-0	0.00	3	0	0	0	0	0	3.0	2	0	0	0	1	1	0	4	0	0	.182
Anderson, S	4-2	4.85	11	11	0	0	0	0	52.0	59	30	28	11	2	15	0	35	1	0	.278
Barnes, J	1-0	4.15	11	0	0	1	0	1	13.0	11	7	6	0	0	4	0	12	1	0	.234
Bellatti, A	1-0	2.42	27	0	0	15	0	6	26.0	21	7	7	2	3	14	0	29	2	0	.219
Bowden, B	6-2	4.64	49	0	0	17	0	5	52.1	47	31	27	8	0	32	0	76	8	1	.230
Brogdon, C	1-1	5.46	26	2	0	9	0	1	28.0	22	17	17	4	2	16	1	34	0	0	.216
Cobb, T	2-1	6.39	34	0	0	7	0	2	31.0	21	23	22	2	6	31	4	33	3	0	.196
Crouse, H	1-3	6.75	16	0	0	1	0	0	20.0	23	17	15	4	1	21	2	26	1	1	.288
Cruz, J	2-3	5.40	28	2	0	10	0	1	35.0	38	24	21	4	1	16	0	39	2	0	.271
Dominguez, S	0-0	0.00	2	0	0	0	0	0	2.0	1	0	0	0	0	1	0	5	0	0	.143
Falter, B	2-1	4.21	11	11	0	0	0	0	47.0	45	22	22	7	1	22	0	35	0	0	.254
Frischia, V	0-0	0.00	1	0	0	1	0	0	1.0	1	0	0	0	0	0	0	1	0	0	.250
Haley, J	0-0	0.00	1	0	0	1	0	0	0.1	1	0	0	0	0	0	0	0	0	0	.500
Hart, K	0-0	0.00	1	0	0	1	0	0	1.0	0	0	0	0	0	0	0	1	0	0	.000
Head, L	0-1	10.80	11	0	0	4	0	0	11.2	10	14	14	4	0	15	0	14	1	0	.233
Hendrickson, J	0-0	7.20	3	0	0	0	0	0	10.0	14	8	8	2	1	8	0	14	0	0	.341
Hernandez, J	1-1	3.52	19	0	0	3	0	1	23.0	14	9	9	4	0	13	0	25	1	0	.177
Hoffman, J	0-2	7.00	9	0	0	2	0	0	9.0	5	8	7	1	0	7	0	16	0	0	.161
Hutchison, D	4-4	5.62	15	15	0	0	0	0	75.1	70	49	47	10	5	46	0	62	3	0	.246
Jewell, J	1-1	7.66	22	6	0	4	0	0	24.2	26	22	21	4	2	14	0	26	0	0	.268
Kerkering, O	1-0	0.00	1	0	0	0	0	0	1.0	2	0	0	0	0	0	0	1	1	0	.400
Kuhns, M	0-0	5.40	1	0	0	0	0	0	1.2	0	1	1	0	1	3	0	1	1	0	.000
Lehman, T	5-0	4.19	37	0	0	3	0	0	34.1	25	18	16	3	0	25	1	32	7	0	.208
Marte, Y	3-1	1.80	18	0	0	4	0	1	20.0	12	5	4	1	1	9	0	24	3	1	.174
McArthur, J	0-2	7.31	5	4	0	0	0	0	16.0	20	13	13	3	2	7	0	15	2	0	.308
McGarry, G	0-2	41.54	3	3	0	0	0	0	4.1	8	20	20	0	1	14	0	5	2	0	.400
McGowan, C	0-0	0.00	1	1	0	0	0	0	2.2	2	0	0	0	0	3	0	3	0	0	.222
McKay, T	2-3	2.67	23	0	0	9	0	2	27.0	21	11	8	0	5	19	1	24	1	0	.223
Moore, M	2-1	1.38	12	0	0	4	0	0	13.0	5	4	2	0	1	17	1	22	2	0	.125
Morales, F	0-2	6.75	22	0	0	3	0	2	25.1	20	19	19	4	4	26	0	36	15	0	.215
Nelson, N	7-3	4.35	20	20	0	0	0	0	97.1	102	48	47	13	8	42	0	75	2	0	.274
Ortiz, L.F.	4-1	4.60	33	1	0	17	0	5	45.0	38	25	23	2	7	13	1	45	0	2	.230
Parkinson, D	0-0	11.25	1	0	0	0	0	0	4.0	6	5	5	1	0	3	0	4	0	0	.353
Perez, H	0-1	3.75	9	0	0	4	0	0	12.0	5	6	5	0	1	11	1	13	1	0	.139
Peterson, D	0-0	18.00	1	0	0	1	0	0	1.0	1	2	2	0	0	3	0	0	0	0	.333
Phillips, T	0-2	4.69	9	9	0	0	0	0	40.1	51	30	21	1	3	22	0	30	1	0	.315
Plassmeyer, M	3-4	5.05	16	14	0	1	0	1	67.2	69	40	38	10	3	30	0	74	4	0	.263
Quiroz, E	0-0	31.50	3	0	0	2	0	0	2.0	8	7	7	2	0	3	0	0	0	0	.571
Sánchez, C	3-2	4.35	10	8	0	0	0	0	49.2	43	24	24	6	4	29	0	44	3	0	.229
Schulze, B	0-1	4.03	15	1	0	0	0	0	22.1	15	13	10	2	3	25	0	27	4	1	.197
Skirrow, N	8-4	5.84	24	14	0	3	0	1	101.2	126	68	66	19	4	53	0	79	6	1	.305
Song, N	1-0	16.20	2	0	0	0	0	0	3.1	5	6	6	1	0	4	0	5	0	0	.357
Stevenson, C	0-0	0.00	1	0	0	1	0	0	1.0	0	0	0	0	0	0	0	0	0	0	.000
Suárez, R	1-0	1.29	2	2	0	0	0	0	7.0	4	1	1	0	0	1	0	4	0	0	.167
Uelmen, E	1-2	4.02	14	0	0	5	0	1	15.2	18	9	7	1	1	8	0	14	1	0	.290
Vines, J	0-3	8.03	13	0	0	5	0	1	12.1	21	13	11	1	1	9	0	9	2	0	.382
Walker, J	6-2	2.90	47	2	0	3	0	0	68.1	54	25	22	8	3	31	1	52	1	1	.221
Zarbnisky, B	2-1	8.62	14	0	0	1	0	0	15.2	18	16	15	4	1	10	0	19	2	0	.277
Zeuch, T	4-5	5.06	16	15	1	0	0	0	74.2	81	48	42	8	1	29	0	42	5	0	.283
Totals	80-66	5.07	146	146	1	142	7	31	1268.1	1224	773	714	158	85	734	13	1207	89	8	.255

2023 READING REVIEW

Finished 5th in Eastern League's Northeast Division (59-77, .434)... **STAFF** – Manager: Al Pedrique; Hitting Coach: Tyler Henson; Pitching Coach: Brad Bergesen; Position Coach: Ray Ricker; Athletic Trainer: Steve Torregrossa; Strength & Conditioning Coach: Bruce Peditto.

LEAGUE LEADERS: TEAM – 5th in team batting average (.240), 11th in team ERA (4.58) and 8th in team fielding percentage (.977)... **BATTING** – **Batting average:** Matt Kroon, 1st (.319), Oliver Dunn, 5th (.271), Carlos De La Cruz, 7th (.259)... **Games:** Carlos De La Cruz, 1st (129), Oliver Dunn, T-6th (119), Ethan Wilson, T-8th (114)... **At-bats:** Carlos De La Cruz, 1st (509)... **Runs:** Carlos De La Cruz, 2nd (80), Oliver Dunn, 9th (65)... **Hits:** Carlos De La Cruz, 1st (132), Oliver Dunn, 3rd (113), Ethan Wilson, 9th (105)... **Total bases:** Carlos De La Cruz, 1st (231), Oliver Dunn, 2nd (211), Ethan Wilson, 5th (186)... **Doubles:** Oliver Dunn, 2nd (27), Carlos De La Cruz, T-3rd (25), Matt Kroon, T-8th (24), Ethan Wilson, T-8th (24)... **Triples:** Johan Rojas, T-2nd (5), Oliver Dunn, T-4th (4)... **Home runs:** Carlos De La Cruz, T-3rd (24), Oliver Dunn, 5th (21)... **Extra-base hits:** Oliver Dunn, 1st (52), Carlos De La Cruz, 2nd (50), Ethan Wilson, 7th (44)... **Runs batted in:** Oliver Dunn, T-2nd (78), Carlos De La Cruz, 7th (67)... **Sacrifice flies:** Matt Kroon, T-1st (8), Ethan Wilson, T-4th (6)... **Hit by pitches:** Carlos De La Cruz, T-1st (14), Max McDowell, T-1st (14)... **Walks:** Oliver Dunn, 1st (82)... **Strikeouts:** Carlos De La Cruz, 1st (160), Oliver Dunn, 5th (139)... **Stolen bases:** Johan Rojas, T-6th (30)... **Caught stealing:** Johan Rojas, T-3rd (8), Ethan Wilson, T-6th (7)... **GIDP:** Carlos De La Cruz, 1st (14)... **On-base percentage:** Oliver Dunn, 1st (.396)... **Slugging percentage:** Oliver Dunn, 3rd (.506), Carlos De La Cruz, 7th (.454), Ethan Wilson, 9th (.443)... **OPS:** Oliver Dunn, 1st (.902), Carlos De La Cruz, 6th (.798)... **PITCHING** – **Wins:** David Parkinson, T-4th (9)... **Losses:** Josh Hendrickson, T-4th (9)... **ERA:** David Parkinson, 4th (3.56)... **Games:** Keylan Killgore, 1st (46), Andrew Baker, T-10th (41)... **Saves:** Orion Kerkering, T-8th (7)... **Innings pitched:** David Parkinson, 4th (126.1)... **Hits:** David Parkinson, 6th (121)... **Runs:** Josh Hendrickson, T-8th (69)... **Home runs:** Josh Hendrickson, 1st (23)... **Hit batsmen:** Josh Hendrickson, T-5th (11)... **Walks:** Mick Abel, 2nd (62), David Parkinson, T-8th (51)... **Intentional walks:** Carlos A Francisco, T-1st (4), Cristian Hernandez, T-7th (2)... **Strikeouts:** David Parkinson, 7th (131), Mick Abel, T-9th (126)... **Wild pitches:** Andrew Baker, T-5th (10)... **Balks:** Cristian Hernandez, T-6th (3)... **Opponent batting average:** David Parkinson, 10th (.249).

PLAYER	AVG	G	AB	R	H	TB	2B	3B	HR	RBI	SH	SF	HP	BB	SO	SB	CS	DP	OBP	SLG	OPS	E
Cannon, C	.206	46	155	18	32	61	11	0	6	18	0	1	0	12	28	1	0	1	262	394	.656	4
De Freitas, A	.000	1	3	0	0	0	0	0	0	0	0	0	0	0	2	0	0	0	.000	.000	.000	1
De La Cruz, C	.259	129	509	80	132	231	25	1	24	67	0	5	14	54	160	3	0	14	344	454	.798	4
Dunn, O	.271	119	417	65	113	211	27	4	21	78	0	1	5	82	139	16	5	3	396	506	.902	9
Ellis, D	.257	10	35	6	9	21	3	0	3	8	0	0	1	8	9	0	0	0	409	600	1.009	0
Glendinning, R	.313	5	16	1	5	7	2	0	0	2	0	0	0	4	6	0	0	0	450	438	.888	1
Haake, Z	.000	13	0	0	0	0	0	0	0	0	0	0	0	0	0	0	0	0	.000	.000	.000	0
Iser, H	.229	23	70	10	16	26	1	0	3	8	0	0	1	7	20	0	0	2	308	371	.679	3
Kroon, M	.319	79	298	53	95	147	24	2	8	44	0	8	5	33	66	22	6	5	387	493	.880	10
Lee Sang, M	.195	25	87	9	17	32	6	0	3	6	0	0	1	11	33	2	1	1	293	368	.661	0
Martin, C	.180	61	217	19	39	63	7	1	5	16	0	2	1	16	87	6	2	4	237	290	.527	12
Martinez, P	.184	53	163	15	30	46	4	0	4	9	0	0	3	15	57	7	1	5	265	282	.547	4
McDowell, M	.224	68	210	23	47	67	2	0	6	26	1	3	14	35	64	0	2	4	366	319	.685	6
Ortiz, J	.210	62	229	19	48	79	7	0	8	34	0	0	3	24	92	0	0	3	293	345	.638	6
Podkul, N	.285	45	165	31	47	97	8	3	12	35	0	1	4	27	41	0	0	1	396	588	.984	1
Radcliff, B	.211	65	223	22	47	88	8	0	11	21	0	0	0	28	97	2	1	3	299	395	.694	3
Rijo, W	.187	21	75	6	14	17	3	0	0	8	0	0	2	9	27	0	2	5	291	227	.518	1
Roberts, C	.214	72	215	33	46	75	11	0	6	15	1	3	4	16	52	2	2	7	277	349	.626	8
Rojas, J	.306	76	320	56	98	155	20	5	9	45	2	3	5	24	59	30	8	9	361	484	.845	5
Stokes, M	.215	102	358	54	77	123	21	2	7	31	3	1	5	64	119	6	2	6	341	344	.685	8
Tatum, M	.246	38	138	11	34	50	10	0	2	18	0	1	10	8	34	3	2	4	331	362	.693	5
Ward, N	.200	21	80	10	16	26	4	0	2	8	0	1	1	10	20	6	0	1	293	325	.618	4
Whitley, G	.161	15	56	6	9	13	1	0	1	5	0	1	1	4	23	1	0	1	226	232	.458	0
Wilson, E	.250	114	420	52	105	186	24	3	17	61	0	6	6	31	110	12	7	9	307	443	.750	3
Wingrove, R	.128	15	47	2	6	9	0	0	1	3	0	1	0	7	19	0	0	4	236	191	.427	0
Totals	.240	136	4506	601	1082	1830	229	21	159	566	7	38	86	529	1364	119	41	92	.329	.406	.735	110

2023 READING REVIEW (cont.)

PLAYER	W-L	ERA	G	GS	CG	GF	SHO	SV	IP	H	R	ER	HR	HB	BB	IBB	SO	WP	BK	AVG
Abel, M	5-5	4.14	22	22	0	0	0	0	108.2	73	53	50	15	5	62	0	126	2	0	.188
Alvarado, J	0-1	18.00	1	0	0	0	0	0	1.0	3	2	2	0	0	0	0	0	0	0	.500
Ash, K	0-0	54.00	1	0	0	1	0	0	0.1	1	2	2	0	0	2	0	0	0	0	.500
Baker, A	0-6	8.12	41	0	0	9	0	1	41.0	35	41	37	6	5	48	0	64	10	1	.226
Crouse, H	0-0	0.00	1	0	0	0	0	0	1.0	0	0	0	0	0	1	0	2	0	0	.000
Francisco, CA	4-2	5.16	24	0	0	7	0	0	29.2	24	19	17	2	3	21	4	35	1	0	.231
Garnett, T	1-1	0.68	12	0	0	3	0	1	13.1	9	4	1	0	0	4	0	20	3	0	.184
Haake, Z	2-5	5.06	12	11	0	0	0	0	53.1	52	32	30	6	4	19	0	48	5	0	.257
Hendrickson, J	2-9	5.42	21	21	0	0	0	0	98.0	115	69	59	23	11	41	0	77	5	2	.290
Hernandez, C	4-4	3.66	35	4	0	4	0	0	51.2	50	26	21	10	5	24	2	66	2	3	.249
Iser, H	0-0	162.00	1	0	0	0	0	0	0.1	3	6	6	2	0	3	0	0	0	0	.750
Kerkering, O	0-1	2.05	21	0	0	12	0	7	22.0	19	5	5	2	0	5	0	33	1	0	.229
Killgore, K	3-2	5.20	46	0	0	11	0	0	55.1	59	40	32	9	0	28	0	67	6	0	.272
Kuhns, M	1-2	8.07	31	0	0	15	0	3	29.0	32	29	26	8	0	24	0	39	4	0	.267
Lehman, T	2-0	3.06	13	0	0	3	0	1	17.2	9	6	6	2	2	6	0	17	1	0	.153
Leverett, A	0-6	3.94	35	8	0	8	0	0	64.0	63	33	28	4	5	27	0	52	2	0	.265
Lindow, E	1-0	5.00	5	3	0	0	0	0	18.0	16	10	10	4	0	6	0	15	1	0	.235
Linginfelter, Z	0-1	9.64	14	0	0	2	0	0	14.0	14	15	15	3	1	20	0	13	3	1	.259
Martinez, J	0-1	3.72	8	0	0	3	0	1	9.2	10	6	4	0	1	2	0	10	0	0	.270
McCollum, T	1-0	3.86	10	0	0	4	0	1	9.1	3	4	4	0	3	9	0	11	4	0	.100
McGarry, G	1-1	3.13	13	13	0	0	0	0	54.2	31	23	19	4	2	36	0	74	4	0	.163
McKay, T	2-3	2.54	25	0	0	16	0	6	28.1	19	11	8	3	1	10	0	32	1	0	.179
Moore, M	0-0	1.42	7	0	0	0	0	0	6.1	6	1	1	0	0	5	0	12	1	0	.250
Nelson, N	0-0	1.38	3	3	0	0	0	0	13.0	12	3	2	0	1	1	0	12	1	0	.250
Ortiz, J	0-0	0.00	1	0	0	1	0	0	0.2	2	0	0	0	0	0	0	0	0	0	.500
Osterberg, M	1-1	3.26	6	6	0	0	0	0	30.1	26	12	11	3	0	6	0	30	0	0	.228
Parkinson, D	9-5	3.56	24	22	0	0	0	0	126.1	121	61	50	17	5	51	0	131	8	1	.249
Phillips, T	4-5	5.03	17	16	0	0	0	0	82.1	84	48	46	12	2	30	0	80	4	1	.267
Pipkin, D	2-2	3.66	18	0	0	3	0	1	19.2	16	8	8	3	1	7	0	23	0	0	.222
Sanchez, R	0-0	0.00	1	0	0	1	0	0	1.1	1	0	0	0	0	2	0	1	0	0	.200
Schultz, A	1-3	5.97	34	0	0	2	0	0	37.2	35	30	25	3	4	30	1	41	7	0	.254
Schulze, B	5-5	4.41	31	0	0	12	0	6	34.2	25	18	17	3	2	16	1	53	5	0	.200
Seelinger, M	1-1	3.71	21	0	0	8	0	0	26.2	20	11	11	6	0	12	0	28	1	1	.213
Song, N	0-0	6.00	2	0	0	0	0	0	3.0	3	2	2	0	1	2	0	4	1	0	.250
Suárez, R	0-0	0.00	1	1	0	0	0	0	2.0	1	0	0	0	0	1	0	1	0	0	.167
Thompson, J	0-1	12.86	5	0	0	2	0	0	7.0	10	13	10	1	1	9	0	8	2	0	.333
Uelmen, E	1-0	0.00	1	0	0	0	0	0	1.0	0	0	0	0	0	0	0	1	0	0	.000
Vargas, V	1-3	7.14	6	6	0	0	0	0	29.0	29	24	23	9	2	13	0	12	0	0	.264
Zarbnsky, B	5-1	2.97	30	0	0	7	0	1	39.1	33	18	13	6	1	16	1	47	5	1	.224
Totals	59-77	4.58	136	136	0	134	3	29	1180.2	1064	685	601	166	68	599	9	1285	90	11	.239

2023 PHILLIES MINOR LEAGUE MLB PIPELINE WEEKLY HONORS

RHP Francisco Morales (LHV)	MLB Pipeline Prospect Team of the Week (4/17-23)
OF Ethan Wilson (REA)	MLB Pipeline Prospect Team of the Week (5/1-7)
OF Justin Crawford (CLR)	MLB Pipeline Prospect Team of the Week (5/29-6/4)
OF Raylin Heredia (CLR)	MLB Pipeline Prospect Team of the Week (9/4-11)

2023 JERSEY SHORE REVIEW

Finished 1st in South Atlantic League's North Division (73-58, .557)... Lost in the best-of-three Division Series, 2-1 to Hudson Valley... **STAFF** – Manager: Greg Brodzinski; Hitting Coach: Brock Stassi; Pitching Coach: Phil Cundari; Pitching Development Coach: Brady Lail; Bench Coach: Chris Adamson; Athletic Trainer: Meaghan Flaherty; Strength & Conditioning Coach: Mark Jesse Jr.

LEAGUE LEADERS: TEAM – 7th in team batting average (.240), 4th in team ERA (4.06) and 3rd in team fielding percentage (.977)... **BATTING – Batting average:** Nick Ward, 8th (.270)... **Runs:** Nick Ward, 6th (70); Marcus Lee Sang, T-9th (68)... **Triples:** Marcus Lee Sang, T-3rd (7)... **Home runs:** Rixon Wingrove, T-10th (15)... **Extra-base hits:** Rixon Wingrove, T-10th (37)... **Runs batted in:** Leandro Pineda, T-4th (67); Rixon Wingrove, T-8th (63)... **Sacrifice hits:** Erick Brito, T-4th (4)... **Hit by pitches:** Nick Ward, T-4th (13)... **Walks:** Marcus Lee Sang, T-9th (58)... **Strikeouts:** Marcus Lee Sang, 9th (130)... **Caught stealing:** Marcus Lee Sang, T-4th (9)... **On-base percentage:** Nick Ward, 5th (.392); Marcus Lee Sang, 8th (.372)... **OPS:** Marcus Lee Sang, 10th (.796)... **PITCHING – Wins:** Matt Osterberg, T-3rd (8); Jack Dallas, T-6th (7)... **Games:** Jason Ruffcorn, 1st (44); Rodolfo Sanchez, T-3rd (40); Carlos Betancourt, T-6th (39); Jordi Martinez, T-6th (39); Matt Russell, T-6th (39)... **Games finished:** Tommy McCollum, 8th (21)... **Saves:** Tommy McCollum, T-4th (7)... **Walks:** Gunner Mayer, 6th (54)... **Intentional walks:** Matt Russell, 1st (4); Chase Antle, T-7th (1); Jordan Fowler T-7th (1); Tristan Garnett T-7th (1); Jonh Henriquez T-7th (1); Wesley Moore T-7th (1); Jason Ruffcorn T-7th (1); Rodolfo Sanchez T-7th (1)... **Balks:** Sam Jacobsak, T-1st (3); Rafael Marciano, T-1st (3); Mitch Neunborn, T-1st (3).

PLAYER	AVG	G	AB	R	H	TB	2B	3B	HR	RBI	SH	SF	HP	BB	SO	SB	CS	DP	OBP	SLG	OPS	E
Bayler, J	.172	10	29	3	5	5	0	0	0	1	0	0	1	6	15	0	1	1	.333	.172	.505	0
Brito, E	.208	65	197	26	41	51	6	2	0	25	4	2	9	21	29	15	5	6	.310	.259	.569	5
Carr, J	.235	102	328	50	77	110	15	3	4	37	1	3	3	45	98	23	5	3	.330	.335	.665	3
Crawford, J	.288	18	73	20	21	31	6	2	0	4	0	0	2	7	16	7	1	2	.366	.425	.791	1
De Freitas, A	.162	36	105	7	17	19	2	0	0	6	0	1	1	9	39	0	0	3	.233	.181	.414	3
Fergus, C	.070	14	43	6	3	4	1	0	0	2	0	0	2	8	26	4	2	0	.245	.093	.338	0
Flores, W	.288	61	191	21	55	64	7	1	0	17	0	1	0	10	33	4	5	3	.322	.335	.657	6
Garcia, A	.091	3	11	0	1	2	1	0	0	2	0	1	0	0	5	0	0	0	.083	.182	.265	0
Kemp, O	.223	31	112	14	25	32	5	1	0	10	0	3	3	8	30	4	3	2	.286	.286	.572	0
Kroon, M	.200	3	10	1	2	4	0	1	0	1	0	0	0	2	3	0	1	0	.333	.400	.733	0
Lee Sang, M	.268	99	370	68	99	157	20	7	8	53	0	3	5	58	130	20	9	4	.372	.424	.796	4
Lee, H	.283	64	247	35	70	99	12	1	5	26	0	2	7	29	53	14	3	4	.372	.401	.773	7
Marchán, R	.300	3	10	1	3	4	1	0	0	2	0	0	0	2	3	0	0	0	.417	.400	.817	0
Martin, C	.280	52	182	27	51	83	10	2	6	21	1	0	2	23	51	16	4	1	.367	.456	.823	9
Minyety, F	.197	29	76	12	15	19	4	0	0	5	0	1	2	11	14	1	1	1	.311	.250	.561	5
Moore, C	.176	12	34	5	6	12	3	0	1	3	0	1	0	9	10	0	0	0	.341	.353	.694	1
Nava, A	.221	64	208	16	46	65	10	0	3	27	0	2	2	34	45	0	1	4	.333	.313	.646	7
Pache, C	.000	2	6	1	0	0	0	0	0	1	0	0	0	2	6	1	0	0	.250	.000	.250	0
Pineda, L	.243	107	370	52	90	143	20	3	9	67	0	5	8	48	102	6	2	5	.339	.386	.725	2
Quirion, A	.188	52	176	20	33	56	8	0	5	19	0	1	7	20	68	1	2	2	.294	.318	.612	5
Reyes, F	.257	10	35	2	9	12	0	0	1	6	0	2	1	1	4	0	0	1	.282	.343	.625	4
Ricketts, C	.218	44	170	21	37	51	1	2	3	25	0	1	2	15	35	4	2	3	.287	.300	.587	4
Rincon, B	.258	18	62	13	16	20	4	0	0	7	0	3	3	9	13	4	4	0	.364	.323	.687	1
Rincones Jr., G	.238	72	281	50	67	117	18	1	10	39	0	1	4	33	79	8	3	5	.326	.416	.742	2
Schreffler, T	.186	19	43	14	8	10	2	0	0	6	0	1	2	12	15	9	4	1	.379	.233	.612	1
Simmons, K	.267	50	180	29	48	89	9	4	8	37	0	4	7	22	55	3	3	3	.362	.494	.856	7
Viloria, U	.045	8	22	2	1	1	0	0	0	0	0	0	0	2	14	1	0	1	.125	.045	.170	1
Ward, N	.270	94	318	70	86	118	8	0	8	50	2	5	13	54	80	22	3	1	.392	.371	.763	8
Wingrove, R	.246	101	366	47	90	159	20	2	15	63	0	2	9	41	123	6	3	8	.335	.434	.769	8
Totals	.240	131	4255	633	1022	1537	193	32	86	562	8	45	95	541	1194	173	67	64	.336	.361	.697	107

2023 JERSEY SHORE REVIEW (cont.)

PLAYER	W-L	ERA	G	GS	CG	GF	SHO	SV	IP	H	R	ER	HR	HB	BB	IBB	SO	WP	BK	AVG
Aldegheri, S	1-0	5.63	4	4	0	0	0	0	16.0	19	10	10	1	1	5	0	20	0	1	.288
Antle, C	3-0	3.06	17	1	2	0	0	0	17.2	10	7	6	1	1	20	1	26	3	0	.169
Ash, K	4-0	2.35	16	1	3	0	0	2	23.0	16	7	6	0	0	10	0	37	6	0	.190
Barber, A	0-0	7.28	5	0	0	0	0	0	5.0	5	4	4	0	0	4	0	3	1	0	.238
Betancourt, C	5-3	3.69	39	2	1	0	0	0	78.0	68	38	32	8	3	33	0	92	7	1	.229
Binns, M	1-0	6.04	22	0	0	0	0	0	25.1	29	28	17	0	3	23	0	28	11	1	.271
Cotto, G	2-5	6.15	14	11	1	0	0	1	52.2	53	38	36	5	7	31	0	37	2	0	.266
Dallas, J	7-2	2.80	23	0	3	0	0	0	35.1	24	15	11	1	0	11	0	38	5	0	.188
Duplantier, J	0-1	8.38	3	3	0	0	0	0	9.2	12	10	9	2	0	5	0	12	0	0	.308
Fowler, J	3-3	3.73	15	15	0	0	0	0	70.0	73	32	29	4	0	21	1	50	1	0	.273
Francisco, CA	2-0	2.93	25	0	6	0	0	5	30.2	19	12	10	1	3	11	0	38	0	0	.176
Garbrick, A	3-0	3.98	14	4	1	0	0	0	20.1	20	12	9	2	2	8	0	23	0	0	.253
Garnett, T	3-3	2.39	34	0	5	0	0	1	37.2	25	16	10	2	1	15	1	36	6	1	.191
Haake, Z	1-0	0.00	1	1	0	0	0	0	5.0	4	0	0	0	0	1	0	6	0	0	.222
Henriquez, J	0-1	7.11	5	0	2	0	0	0	6.1	6	6	5	0	1	8	1	4	3	0	.250
Jacobsak, S	0-2	6.10	20	3	3	0	0	0	20.2	15	14	14	2	3	15	0	19	6	3	.203
Kerkering, O	2-0	1.77	18	0	15	0	0	3	20.1	13	4	4	2	1	6	0	27	1	0	.178
Kuhns, M	0-0	0.00	1	0	0	0	0	0	1.0	0	0	0	0	0	0	0	3	0	0	.000
Lopez, V	0-1	16.88	2	0	0	0	0	0	2.2	3	5	5	2	1	4	0	1	0	0	.273
Marcano, R	5-6	3.95	23	20	0	0	0	0	93.1	85	43	41	7	4	42	0	97	6	3	.248
Martinez, J	1-1	3.97	39	0	11	0	0	3	47.2	44	27	21	4	0	27	0	59	5	0	.238
Mayer, G	3-7	5.47	23	20	0	0	0	0	77.1	77	51	47	4	7	54	0	79	10	0	.265
McCollum, T	0-0	2.31	34	0	21	0	0	7	35.0	17	10	9	0	1	23	0	56	2	0	.143
McGowan, C	0-0	2.81	5	5	0	0	0	0	16.0	15	6	5	0	1	5	0	17	2	0	.259
Moore, W	0-1	1.91	25	0	4	0	0	3	28.1	20	7	6	3	3	15	1	40	0	1	.194
Nava, A	0-0	0.00	2	0	2	0	0	0	1.1	2	0	0	0	0	1	0	0	1	0	.400
Neunborn, M	3-4	3.38	16	10	1	0	0	0	42.2	26	16	16	3	3	14	0	54	4	3	.172
Osterberg, M	8-5	3.61	18	18	0	0	0	0	92.1	85	42	37	10	3	19	0	76	5	0	.244
Pan, W	0-0	15.00	6	0	0	0	0	0	6.0	13	10	10	1	0	5	0	7	0	1	.419
Plassmeyer, M	0-0	1.13	3	3	0	0	0	0	8.0	5	1	1	1	0	1	0	9	0	0	.185
Ruffcorn, J	4-1	5.01	44	0	12	0	0	2	50.1	50	32	28	3	4	22	1	52	2	0	.255
Russell, M	6-7	5.24	39	0	13	0	0	3	46.1	47	30	27	2	5	26	4	41	5	0	.264
Sanchez, R	3-2	4.94	40	6	8	0	0	2	51.0	47	31	28	7	1	29	1	54	2	1	.245
Vargas, V	0-0	4.91	3	3	0	0	0	0	7.1	10	4	4	0	2	3	0	3	1	0	.333
Vines, J	0-0	0.00	3	0	0	0	0	0	3.2	3	1	0	0	0	2	0	3	1	0	.214
Walling, A	2-2	3.24	14	0	3	0	0	3	16.2	9	8	6	0	1	3	0	27	0	0	.164
Wynne, C	1-1	2.55	34	1	11	0	0	1	42.1	29	13	12	5	4	14	0	39	5	0	.190
Totals	73-58	4.06	131	131	128	0	11	36	1143.0	998	590	515	83	66	536	11	1213	103	16	.234

2023 JERSEY SHORE POSTSEASON STATISTICS

PLAYER	AVG	G	AB	R	H	TB	2B	3B	HR	RBI	SH	SF	HP	BB	SO	SB	CS	DP	OBP	SLG	OPS	E	
Brito, E	.222	3	9	0	2	3	1	0	0	1	0	1	0	0	1	1	1	1	0	.200	.333	.533	0
Carr, J	.250	3	8	1	2	4	0	1	0	1	0	0	1	1	1	1	1	1	0	.400	.500	.900	0
Crawford, J	.182	3	11	0	2	3	1	0	0	0	0	0	0	1	4	0	0	0	.250	.273	.523	0	
Kemp, O	.333	3	9	1	3	4	1	0	0	0	0	0	0	2	4	0	0	0	.455	.444	.899	0	
Moore, C	.000	1	2	0	0	0	0	0	0	0	0	0	0	0	0	0	0	0	.000	.000	.000	0	
Pineda, L	.273	3	11	0	3	4	1	0	0	1	0	0	0	1	3	0	0	0	.333	.364	.697	0	
Quirion, A	.000	1	4	0	0	0	0	0	0	0	0	0	0	0	3	0	0	0	.000	.000	.000	0	
Reyes, F	.500	3	8	1	4	7	1	1	0	1	0	0	1	1	1	0	0	1	.600	.875	1.475	0	
Ricketts, C	.286	2	7	1	2	5	0	0	1	2	0	0	0	1	3	0	0	0	.375	.714	1.089	0	
Rincon, B	.000	3	11	1	0	0	0	0	0	0	0	0	0	1	2	1	0	1	.083	.000	.083	0	
Rincones Jr., G	.000	3	12	1	0	0	0	0	0	0	0	0	0	3	0	0	0	0	.000	.000	.000	0	
Totals	.196	3	92	6	18	30	5	2	1	6	0	1	2	8	25	3	2	2	.272	.326	.598	1	

PLAYER	W-L	ERA	G	GS	CG	GF	SHO	SV	IP	H	R	ER	HR	HB	BB	IBB	SO	WP	BK	AVG
Ash, K	0-0	0.00	1	0	0	0	0	0	0.2	0	0	0	0	0	2	0	0	1	0	.000
Betancourt, C	0-0	3.38	1	0	0	0	0	0	2.2	3	1	1	0	0	2	0	2	0	0	.300
Binns, M	0-0	0.00	1	0	0	1	0	0	1.0	1	0	0	0	0	1	0	1	0	0	.333
Dallas, J	0-0	0.00	2	0	0	0	0	0	4.1	1	0	0	0	0	0	0	2	0	0	.071
Marcano, R	0-1	8.10	1	1	0	0	0	0	3.1	5	3	3	0	0	3	0	3	1	0	.385
McGowan, C	0-0	1.80	1	1	0	0	0	0	5.0	3	1	1	0	0	2	0	4	0	0	.167
Neunborn, M	0-1	8.10	1	1	0	0	0	0	3.1	5	3	3	1	0	3	0	6	1	0	.333
Ruffcorn, J	0-0	0.00	1	0	0	1	0	0	1.0	0	0	0	0	0	0	0	2	0	0	.000
Russell, M	0-0	0.00	1	0	0	0	0	0	1.0	2	0	0	0	0	0	1	0	0	0	.500
Walling, A	1-0	0.00	1	0	0	1	0	0	1.2	0	0	0	0	0	2	0	2	0	0	.000
Wynne, C	0-0	18.00	1	0	0	0	0	0	1.0	3	2	2	0	0	0	0	2	0	0	.600
Totals	1-2	3.60	3	3	0	3	0	0	25.0	23	10	10	1	0	16	0	24	3	0	.253

SCOUTING & PLAYER DEV.

2023 CLEARWATER REVIEW

Finished 1st in Florida State League's West Division (79-50, .612)... Defeated Lakeland, 2-1 in the best-of-three Division Series... Lost to Jupiter in the best-of-three Championship Series, 2-1... **STAFF** – Manager: Marty Malloy; Hitting Coach: Chris Heintz; Pitching Coach: Matt Hockenberry; Position Coach: Mycal Jones; Athletic Trainer: Samantha Myers; Strength & Conditioning Coach: Joseph Miranda.

LEAGUE LEADERS: TEAM – 1st in team batting average (.257), 3rd in team ERA (4.38) and 1st in team fielding percentage (.979)... **BATTING – Runs:** Emaarion Boyd, T-8th (68)... **Triples:** Justin Crawford, T-5th (6); Emaarion Boyd, T-10th (5); Otto Kemp, T-10th (5)... **Home runs:** Cade Fergus, T-8th (12)... **Runs batted in:** Felix Reyes, 7th (62); Justin Crawford, T-8th (60)... **Sacrifice hits:** William Bergolla, T-5th (3); Ricardo Rosario, T-5th (3); Jordan Viars, T-5th (3)... **Sacrifice flies:** Felix Reyes, T-2nd (7); Bryan Rincon, T-4th (6)... **Hit by pitches:** Emaarion Boyd, T-2nd (22); Jordan Viars, 7th (15)... **Stolen bases:** Emaarion Boyd, 2nd (56); Justin Crawford, 3rd (40)... **Caught stealing:** Emaarion Boyd, 1st (18); Bryan Rincon, T-5th (10); Justin Crawford, T-10th (7)... **GIDP:** Emaarion Boyd, 3rd (13)... **PITCHING – Wins:** Jonh Henriquez, 1st (14); Andrew Walling, T-9th (6); Danny Wilkinson, T-9th (6)... **Losses:** Estibenzon Jimenez, T-3rd (8); Jean Cabrera, T-9th, (7)... **Games started:** Estibenzon Jimenez, T-8th (19)... **Saves:** Jack Dallas, T-4th (7); Wen-Hui Pan, T-4th (7); Andrew Walling, T-10th (5)... **Hits:** Jean Cabrera, 3rd (108)... **Home runs:** Estibenzon Jimenez, T-5th (10); Jonathan Petit, T-5th (10)... **Hit batsmen:** Jonathan Petit, 2nd (15)... **Intentional walks:** Jonh Henriquez, T-7th (1); Seth Nightingale T-7th (1); Wen-Hui Pan T-7th (1); Yoniel Ramirez T-7th (1); Saul Teran T-7th (1); Danny Wilkinson T-7th (1)... **Strikeouts:** Danny Wilkinson, T-6th (106)... **Balks:** Jaydenn Estanista, T-3rd (6); Jonathan Petit, T-3rd (6); Jonh Henriquez, T-5th (5).

PLAYER	AVG	G	AB	R	H	TB	2B	3B	HR	RBI	SH	SF	HP	BB	SO	SB	CS	DP	OBP	SLG	OPS	E
Alifano, M	.180	14	50	8	9	10	1	0	0	2	1	0	1	7	20	0	1	2	.293	.200	.493	1
Anthony, K	.143	5	14	1	2	2	0	0	0	0	0	0	2	4	3	1	0	0	.400	.143	.543	2
Arnold, Z	.293	22	82	15	24	34	2	1	2	11	0	0	1	10	19	8	0	0	.376	.415	.791	1
Avila, K	.214	4	14	2	3	3	0	0	0	1	0	0	0	1	4	0	0	0	.267	.214	.481	0
Bergolla, W	.255	55	192	26	49	55	2	2	0	20	3	3	0	30	17	2	5	3	.351	.286	.637	5
Boyd, E	.262	91	343	68	90	111	8	5	1	36	1	2	22	35	60	56	18	13	.366	.324	.690	3
Brito, E	.278	44	144	21	40	52	2	2	2	20	1	2	2	15	27	14	3	3	.350	.361	.711	4
Castillo, C	.246	72	248	36	61	104	10	0	11	37	0	4	12	21	65	4	3	2	.330	.419	.749	5
Crawford, J	.344	69	276	51	95	132	16	6	3	60	2	3	2	25	53	40	7	4	.399	.478	.877	6
Dissin, J	.252	65	226	40	57	81	10	1	4	35	1	1	3	32	83	1	4	4	.351	.358	.709	7
Farquhar, T	.167	6	18	5	3	5	2	0	0	1	1	0	0	5	4	0	0	0	.348	.278	.626	0
Fergus, C	.255	74	220	48	56	110	14	2	12	47	0	4	8	29	90	10	1	0	.356	.500	.856	1
Hall, D	.375	2	8	1	3	4	1	0	0	0	0	0	0	1	0	0	0	0	.444	.500	.944	0
Heredia, R	.288	18	66	9	19	27	3	1	1	9	0	1	0	6	23	4	0	1	.342	.409	.751	1
Kemp, O	.251	78	263	57	66	109	12	5	7	43	0	5	13	49	79	17	4	2	.388	.414	.802	5
Kotowski, D	.143	6	21	1	3	7	1	0	1	5	0	1	0	2	10	0	0	0	.208	.333	.541	0
Leitch, R	.247	45	158	25	39	66	6	0	7	23	0	1	6	13	55	0	0	1	.326	.418	.744	1
Marchán, R	.600	1	5	0	3	3	0	0	0	3	0	0	0	0	0	0	0	0	.600	.600	1.200	0
Mejia, A	.000	1	3	1	0	0	0	0	0	0	0	0	0	1	3	0	0	0	.250	.000	.250	0
Miller, A	.216	10	37	4	8	11	1	1	0	0	0	0	1	6	10	4	1	0	.341	.297	.638	2
Minyety, F	.310	28	87	10	27	31	4	0	0	14	1	2	1	9	10	4	1	0	.374	.356	.730	2
Moore, C	.250	47	156	25	39	59	9	1	3	16	0	3	0	25	52	2	1	1	.348	.378	.726	1
Pache, C	.273	3	11	4	3	3	0	0	0	0	0	0	0	4	4	0	0	0	.467	.273	.740	0
Penner, T	.118	10	34	3	4	5	1	0	0	0	0	0	1	3	13	0	0	2	.211	.147	.358	1
Petit, J	.000	22	0	0	0	0	0	0	0	0	0	0	0	0	0	0	0	0	.000	.000	.000	2
Reyes, F	.264	67	250	28	66	104	9	1	9	62	0	7	3	17	30	6	3	7	.310	.416	.726	6
Ricketts, C	.368	23	95	16	35	52	10	2	1	23	0	1	1	3	13	2	2	0	.390	.547	.937	3
Rincon, B	.228	81	276	49	63	102	13	1	8	45	1	6	6	59	63	23	10	4	.369	.370	.739	10
Rincones Jr., G	.264	48	178	31	47	79	13	2	5	21	0	0	8	28	55	24	3	1	.388	.444	.832	0
Rosario, R	.236	75	276	45	65	96	6	2	7	39	3	4	6	38	63	29	3	2	.336	.348	.684	2
Schreffler, T	.289	42	121	28	35	58	1	2	6	24	0	4	1	22	34	11	4	2	.392	.479	.871	5
Segovia, E	.000	15	0	0	0	0	0	0	0	0	0	0	0	0	0	0	0	0	.000	.000	.000	0
Simmons, K	.000	1	4	2	0	0	0	0	0	0	0	0	0	2	2	0	0	0	.333	.000	.333	0
Thomas, J	.143	3	7	3	1	1	0	0	0	0	0	0	1	3	2	0	0	0	.455	.143	.598	0
Viars, J	.214	83	280	43	60	96	16	1	6	29	3	2	15	27	88	6	3	3	.315	.343	.658	4
Ware, B	.188	20	69	10	13	25	3	0	3	7	0	1	1	7	21	2	1	1	.269	.362	.631	5
Totals	.257	129	4232	716	1088	1637	176	38	99	633	18	57	117	539	1075	270	78	58	.353	.387	.740	97

2023 CLEARWATER REVIEW (cont.)

PLAYER	W-L	ERA	G	GS	CG	GF	SHO	SV	IP	H	R	ER	HR	HB	BB	IBB	SO	WP	BK	AVG
Aldegheri, S	3-1	3.86	16	15	0	0	0	0	67.2	59	35	29	8	5	30	0	79	4	0	.234
Ash, K	0-0	3.60	5	0	0	2	0	0	5.0	5	2	2	0	0	4	0	8	0	0	.250
Beckell, B	0-0	9.00	3	0	0	1	0	0	3.0	3	3	3	1	0	2	0	1	0	0	.273
Bellatti, A	0-0	0.00	2	0	0	0	0	0	2.0	1	0	0	0	0	1	0	4	0	0	.143
Bortka, J	1-0	3.68	20	0	0	7	0	2	29.1	12	13	12	2	8	19	0	43	1	0	.125
Brown, C	0-1	20.25	2	0	0	0	0	0	1.1	3	4	3	0	0	5	0	1	2	0	.500
Cabrera, J	5-7	4.32	19	13	0	2	0	1	81.1	108	48	39	3	4	22	0	86	7	1	.325
Castellano, E	3-2	5.04	22	7	0	2	0	0	50.0	55	29	28	3	6	28	0	58	5	0	.276
Castillo, S	0-1	8.76	4	3	0	0	0	0	12.1	17	14	12	0	2	11	0	16	2	1	.327
Cotto, G	4-0	2.78	8	7	0	0	0	0	35.2	26	11	11	3	4	14	0	34	3	0	.205
Crouse, H	0-0	0.00	1	0	0	0	0	0	1.0	0	0	0	0	0	0	0	1	0	0	.000
Dallas, J	2-2	0.60	19	0	0	13	0	7	30.0	25	8	2	0	2	12	0	31	0	0	.227
Dillard, T	0-0	40.50	1	0	0	0	0	0	0.2	0	3	3	0	1	2	0	0	0	0	.000
Estanista, J	2-0	8.51	13	1	0	2	0	0	24.1	26	24	23	3	2	27	0	28	1	6	.280
Falter, B	0-0	0.00	1	1	0	0	0	0	3.0	1	0	0	0	0	1	0	2	0	0	.100
Fausnaught, B	2-4	4.57	24	7	0	1	0	1	63.0	54	39	32	4	2	39	0	64	7	1	.229
Haake, Z	0-1	9.45	2	1	0	0	0	0	6.2	10	7	7	3	1	4	0	6	2	0	.345
Harper, D	2-1	6.42	23	0	0	7	0	1	33.2	42	26	24	1	0	25	0	27	5	2	.313
Henriquez, J	14-1	3.21	30	0	0	11	0	3	61.2	39	30	22	4	3	36	1	60	7	5	.181
Jimenez, E	4-8	3.60	21	19	0	0	0	0	90.0	83	41	36	10	7	39	0	78	5	2	.245
Karaffa, N	0-0	3.72	11	0	0	4	0	1	19.1	21	12	8	2	2	13	0	14	4	0	.276
Kerkering, O	1-0	0.00	9	0	0	8	0	4	10.1	2	0	0	0	1	1	0	18	0	0	.061
Loyd, H	0-0	1.80	4	1	0	0	0	0	5.0	4	1	1	0	0	2	0	4	1	0	.200
McFarlane, A	0-4	5.72	16	16	0	0	0	0	50.1	46	32	32	4	7	38	0	69	7	1	.246
McGarry, G	0-0	9.00	1	1	0	0	0	0	1.0	1	1	1	1	0	0	0	2	0	0	.250
McGowan, C	0-1	18.00	1	1	0	0	0	0	2.0	5	4	4	1	0	2	0	2	0	0	.455
Medina, O	1-1	4.85	3	3	0	0	0	0	13.0	11	7	7	2	0	5	0	9	0	0	.234
Moore, M	0-0	0.00	1	0	0	0	0	0	1.0	1	0	0	0	0	0	0	3	0	0	.250
Moore, W	4-0	0.72	17	0	0	15	0	2	25.0	14	7	2	0	4	12	0	39	7	0	.157
Nelson, N	0-0	0.00	2	2	0	0	0	0	4.2	3	0	0	0	0	0	0	5	0	0	.176
Nightingale, S	2-2	4.79	16	0	0	3	0	0	20.2	17	12	11	1	6	19	1	19	6	0	.236
Pan, W	4-1	2.81	27	1	0	14	0	7	57.2	31	19	18	2	4	19	1	81	5	2	.154
Petit, J	3-3	5.24	21	17	0	1	0	0	80.2	79	49	47	10	15	33	0	76	5	6	.260
Pipkin, D	2-0	4.91	3	0	0	0	0	0	3.2	3	2	2	0	0	2	0	4	0	0	.231
Ramirez, Y	3-0	7.06	15	0	0	5	0	0	21.2	18	21	17	3	7	27	1	25	8	0	.225
Rao, A	0-3	6.00	15	6	0	3	0	0	27.0	28	20	18	2	4	14	0	33	4	0	.275
Ronan, M	0-1	14.54	3	0	0	1	0	1	4.1	4	7	7	1	1	8	0	5	1	0	.235
Segovia, E	2-1	4.95	14	0	0	2	0	0	20.0	11	12	11	1	4	26	0	29	5	0	.162
Song, N	0-0	1.93	4	0	0	0	0	0	4.2	4	1	1	0	0	5	0	7	1	1	.222
Steward, C	0-0	4.50	3	0	0	1	0	0	4.0	2	2	2	0	0	10	0	3	4	0	.154
Teran, S	0-1	5.00	5	0	0	4	0	0	9.0	7	5	5	0	2	3	1	10	1	0	.241
Thompson, P	0-0	7.71	4	0	0	0	0	0	4.2	7	4	4	2	0	2	0	8	1	0	.350
Tucker, B	0-0	3.00	2	0	0	0	0	0	3.0	3	1	1	0	0	2	0	2	0	0	.273
Uelmen, E	0-0	9.00	1	0	0	0	0	0	1.0	1	1	1	0	0	0	0	1	1	0	.250
Velasquez, G	1-1	5.40	5	5	0	0	0	0	21.2	18	13	13	3	2	11	0	22	0	0	.222
Ventura, E	1-1	3.00	2	2	0	0	0	0	9.0	3	3	3	0	1	5	0	8	0	0	.107
Vines, J	1-0	0.00	1	0	0	0	0	0	1.0	0	0	0	0	0	0	0	1	0	0	.000
Walling, A	6-1	3.23	26	0	0	10	0	5	39.0	29	18	14	4	2	26	0	46	6	0	.206
Wilkinson, D	6-0	4.45	34	0	0	8	0	1	56.2	36	31	28	3	5	44	1	106	8	1	.177
Totals	79-50	4.38	129	129	0	127	9	36	1122.2	978	622	546	87	114	650	6	1278	126	29	.235

2023 CLEARWATER POSTSEASON STATISTICS

PLAYER	AVG	G	AB	R	H	TB	2B	3B	HR	RBI	SH	SF	HP	BB	SO	SB	CS	DP	OBP	SLG	OPS	E
Anthony, K	.143	2	7	0	1	1	0	0	0	0	0	0	0	1	1	0	0	0	.250	.143	.393	0
Arnold, Z	.174	6	23	2	4	4	0	0	0	1	0	0	0	2	11	0	0	0	.240	.174	.414	0
Bergolla, W	.136	6	22	4	3	4	1	0	0	1	1	0	0	0	4	1	0	1	.136	.182	.318	0
Boyd, E	.250	5	20	2	5	7	0	1	0	3	0	0	0	2	5	4	0	0	.318	.350	.668	0
Castillo, C	.250	5	20	1	5	7	2	0	0	2	0	0	0	0	8	0	0	0	.250	.350	.600	1
Dissin, J	.316	6	19	3	6	9	1	1	0	2	0	0	0	2	6	0	0	0	.381	.474	.855	1
Heredia, R	.188	5	16	3	3	4	1	0	0	0	0	0	0	2	4	0	0	1	.278	.250	.528	0
Kotowski, D	.000	1	1	0	0	0	0	0	0	0	0	0	0	0	1	0	0	0	.000	.000	.000	0
Leitch, R	1.000	1	1	0	1	2	1	0	0	2	0	0	0	0	0	0	0	0	1.000	2.000	3.000	0
Miller, A	.348	6	23	3	8	13	0	1	1	4	0	1	0	1	4	0	1	0	.360	.565	.925	0
Rosario, R	.294	6	17	4	5	5	0	0	0	3	1	0	2	3	3	4	0	1	.455	.294	.749	0
Schreffler, T	.158	5	19	1	3	3	0	0	0	2	0	0	0	1	7	0	1	1	.200	.158	.358	0
Viars, J	.400	4	10	0	4	7	1	1	0	3	0	0	0	1	3	0	0	1	.455	.700	1.155	0
Ware, B	.000	1	1	0	0	0	0	0	0	0	0	0	0	0	1	0	0	0	.000	.000	.000	0
Totals	.241	6	199	23	48	66	7	4	1	23	2	1	2	15	58	9	2	5	.300	.332	.632	4

PLAYER	W-L	ERA	G	GS	CG	GF	SHO	SV	IP	H	R	ER	HR	HB	BB	IBB	SO	WP	BK	AVG
Bortka, J	0-0	0.00	2	0	0	2	0	1	3.1	1	0	0	0	2	2	0	3	0	0	.100
Cabrera, J	2-0	0.73	2	2	0	0	0	0	12.1	6	1	1	0	1	3	0	11	0	0	.143
Castellano, E	0-0	10.80	3	0	0	1	0	0	3.1	2	6	4	0	1	5	0	6	0	0	.167
Crouse, H	0-0	0.00	1	0	0	1	0	0	1.0	1	0	0	0	0	1	0	1	0	0	.250
Dillard, T	0-0	0.00	2	0	0	0	0	0	1.2	0	0	0	0	0	0	0	2	0	0	.000
Fausnaught, B	0-0	7.36	2	1	0	0	0	0	3.2	3	3	3	0	0	3	0	4	0	0	.231
Harper, D	0-0	0.00	2	0	0	0	0	0	4.0	1	0	0	0	0	1	0	3	0	0	.077
Jimenez, E	0-1	3.86	2	1	0	1	0	1	7.0	5	3	3	1	0	5	0	12	0	0	.200
Karaffa, N	0-1	11.57	3	0	0	0	0	0	2.1	3	4	3	1	0	4	0	3	0	0	.333
Loyd, H	0-0	54.00	1	0	0	0	0	0	0.1	1	3	2	0	0	3	0	0	1	0	.333
Petit, J	0-1	7.50	2	2	0	0	0	0	6.0	5	5	5	0	2	4	0	8	1	0	.238
Rao, A	0-0	0.00	1	0	0	0	0	0	0.2	0	0	0	0	0	0	0	0	0	0	.000
Teran, S	1-0	0.00	1	0	0	0	0	0	2.0	0	0	0	0	0	1	0	3	0	0	.000
Thompson, P	0-0	27.00	1	0	0	0	0	0	0.2	0	2	2	0	0	2	0	2	0	0	.000
Tucker, B	0-0	0.00	1	0	0	0	0	0	0.2	1	0	0	0	0	2	0	0	0	0	.333
Uelmen, E	0-0	0.00	1	0	0	0	0	0	1.0	0	0	0	0	0	0	0	1	0	0	.000
Ventura, E	0-0	0.00	1	0	0	1	0	0	3.0	4	0	0	0	0	1	0	2	0	0	.364
Totals	3-3	3.91	6	6	0	6	1	2	53.0	33	27	23	2	6	37	0	61	2	0	.179

2023 PHILLIES MINOR LEAGUE WEEKLY & MONTHLY AWARD WINNERS

OF Gabriel Rincones Jr. (CLR)	Florida State League Player of the Week (4/24-30)
OF Ethan Wilson (REA)	Eastern League Player of the Week (5/1-7)
INF Otto Kemp (CLR)	Florida State League Player of the Week (5/8-14)
INF Drew Ellis (LHV)	International League Player of the Week (5/15-21)
INF Bryan Rincon (CLR)	Florida State League Player of the Week (5/15-21)
OF Jake Cave (LHV)	International League Player of the Week (5/22-28)
OF Jake Cave (LHV)	International League Player of the Month (May)
OF Justin Crawford (CLR)	Florida State League Player of the Week (5/29-6/4)
RHP Wilmer Blanco (DSLW)	Dominican Summer League Pitcher of the Week (7/24-30)
RHP Griff McGarry (REA)	Eastern League Pitcher of the Month (July)
RHP Mitch Neunborn (JS)	South Atlantic League Pitcher of the Week (8/28-9/3)
RHP Jonathan Petit (CLR)	Florida State League Pitcher of the Month (August)
OF Raylin Heredia (CLR)	Florida State League Player of the Week (9/4-10)
LHP Matt Osterberg (REA)	Eastern League Pitcher of the Week (9/11-17)

2023 FCL PHILLIES REVIEW

Finished 2nd in Florida Complex League's North Division (30-25, .545)... **STAFF** – Manager: Shawn Williams; Hitting Coach: Rafael Delima; Hitting Initiatives Coach: Zack Jones; Hitting Development Coach: Sarah Edwards; Pitching Development Coaches: Riley McCauley and Gustavo Armas; Position Coach/Baserunning Coordinator: Gary Cathcart; Player Development Instructors: Roly deArmas, Sean Rodriguez and John Ryan Murphy; Athletic Trainer: Keita Isaji; Strength & Conditioning Coaches: Blaine Taylor and John Sweeney.

LEAGUE LEADERS: TEAM – 3rd in team batting average (.261), 13th in team ERA (6.01) and 2nd in team fielding percentage (.968)... **BATTING** – **Batting average:** Raylin Heredia, 3rd (.326)... **Runs:** Dakota Kotowski, 6th (38)... **Total bases:** Dakota Kotowski, 1st (98); Raylin Heredia, 9th (75)... **Triples:** Raylin Heredia, T-1st (4)... **Home runs:** Dakota Kotowski, 1st (15)... **Extra-base hits:** Dakota Kotowski, 1st (24); Raylin Heredia, T-8th (17)... **Runs batted in:** Dakota Kotowski, 5th (34)... **Sacrifice hits:** Lou Helmig, T-2nd (2); Leonardo Rondón, T-2nd (2); Yhoswar Garcia, T-7th (1); Randy Vasquez, T-7th (1)... **Sacrifice flies:** Marco Soto, T-5th (3); Santiago Torres, T-5th (3)... **Strikeouts:** Dakota Kotowski, 4th (50)... **On-base percentage:** Raylin Heredia, 5th (.415)... **Slugging percentage:** Dakota Kotowski, 1st (.653); Raylin Heredia, 3rd (.532)... **OPS:** Dakota Kotowski, 1st (1.050); Raylin Heredia, 3rd (.947)... **PITCHING** – **Losses:** Mavis Graves, T-5th (4)... **Games:** Luis Gomez, T-4th (19)... **Games started:** Mavis Graves, T-1st (11); Enrique Segura, T-4th (10)... **Games finished:** Luis Gomez, 1st (17); Saul Teran, T-6th (10)... **Saves:** Luis Gomez, 1st (10); Saul Teran, T-10th (3)... **Runs:** Mavis Graves, T-4th (33)... **Earned runs:** Mavis Graves, 6th (29); Enrique Segura, T-7th (28)... **Hit batsmen:** Enrique Segura, T-1st (12)... **Walks:** Jose Pena Jr., T-4th (32)... **Strikeouts:** Mavis Graves, 10th (45)... **Balks:** Ty Collins, T-2nd (3).

PLAYER	AVG	G	AB	R	H	TB	2B	3B	HR	RBI	SH	SF	HP	BB	SO	SB	CS	DP	OBP	SLG	OPS	E
Albrecht, L	.375	5	8	0	3	3	0	0	0	1	0	0	0	1	2	0	0	0	.444	.375	.819	1
Alifano, M	.267	4	15	2	4	7	3	0	0	1	0	0	0	3	2	0	0	0	.389	.467	.856	1
Anthony, K	.379	9	29	7	11	18	1	0	2	9	0	4	2	6	0	0	1	0	.486	.621	1.107	1
Arnold, Z	.273	4	11	4	3	7	2	1	0	5	0	1	1	1	2	0	0	0	.357	.636	.993	2
Avila, K	.300	5	10	2	3	6	0	0	1	3	0	0	0	2	3	0	0	0	.417	.600	1.017	0
Bennett, P	.190	8	21	5	4	5	1	0	0	5	0	1	2	6	3	0	0	2	.400	.238	.638	0
Cannon, C	.273	3	11	3	3	9	0	0	2	2	0	0	0	2	4	0	0	0	.385	.818	1.203	0
Castillo, C	.273	2	11	1	3	7	1	0	1	3	0	0	0	2	0	0	0	0	.273	.636	.909	0
Castillo, S	.000	13	3	0	0	0	0	0	0	0	0	0	0	1	1	0	0	0	.250	.000	.250	0
Colmenarez, J	.182	9	11	1	2	3	1	0	0	2	0	0	1	1	4	0	0	1	.308	.273	.581	1
Farmer, E	.167	12	30	7	5	7	2	0	0	4	0	0	2	9	13	1	0	1	.390	.233	.623	0
Farquhar, T	.324	10	34	7	11	13	2	0	0	4	0	0	2	5	4	5	0	0	.439	.382	.821	0
Flores, Y	.282	14	39	9	11	20	4	1	1	8	0	0	1	8	16	0	2	0	.417	.513	.930	0
Garcia, Y	.235	35	136	27	32	44	7	1	1	22	1	1	4	9	26	11	3	3	.300	.324	.624	0
Gonzalez, D	.258	30	89	19	23	33	4	0	2	10	0	0	1	10	19	0	0	1	.340	.371	.711	3
Helmig, L	.149	16	47	12	7	14	2	1	1	6	2	1	1	9	17	2	0	0	.293	.298	.591	2
Heredia, R	.326	35	141	30	46	75	9	4	4	25	0	1	5	17	42	7	3	1	.415	.532	.947	6
Hettiger, K	.190	10	21	5	4	5	1	0	0	3	0	0	0	6	7	0	1	0	.370	.238	.608	0
Holgarte, R	.091	7	22	0	2	2	0	0	0	1	0	0	0	3	4	0	0	1	.200	.091	.291	0
Kotowski, D	.287	42	150	38	43	98	8	1	15	34	0	1	6	22	50	7	1	1	.397	.653	1.050	2
Lee, H	.182	3	11	1	2	3	1	0	0	3	0	0	0	1	3	0	0	0	.250	.273	.523	0
Marin, J	.294	5	17	2	5	7	2	0	0	1	0	1	0	1	4	0	0	0	.316	.412	.728	0
Martinez, P	.481	9	27	5	13	20	2	1	1	11	0	0	1	5	5	1	0	0	.576	.741	1.317	1
Mendez, J	.217	25	46	9	10	17	4	0	1	11	0	2	5	7	1	0	0	3	.367	.370	.737	1
Miller, A	.414	10	29	6	12	14	2	0	0	2	0	0	1	6	5	0	0	0	.528	.483	1.011	4
Owusu-Asiedu, A	.217	13	46	8	10	16	3	0	1	14	0	1	1	7	10	2	0	1	.327	.348	.675	0
Penner, T	.286	14	42	9	12	17	2	0	1	5	0	1	2	13	10	0	0	0	.466	.405	.871	2
Pertuz, J	.273	18	33	2	9	12	3	0	0	8	0	0	2	3	11	0	0	1	.368	.364	.732	2
Quirion, A	.471	5	17	3	8	11	3	0	0	1	0	0	2	1	2	0	1	1	.550	.647	1.197	0
Radcliff, B	.267	5	15	3	4	8	1	0	1	3	0	0	0	7	5	0	0	0	.500	.533	1.033	0
Ricketts, C	.222	3	9	0	2	3	1	0	0	2	0	0	0	2	1	0	0	0	.364	.333	.697	0
Rodriguez, A	.191	24	47	10	9	13	1	0	1	4	0	1	1	7	16	1	2	0	.304	.277	.581	0
Rondon, L	.286	27	77	16	22	29	2	1	1	12	2	0	2	11	11	4	2	1	.389	.377	.766	6
Saltiban, D	.333	10	42	10	14	19	2	0	1	7	0	0	1	3	7	5	1	0	.391	.452	.843	1
Sevilla, J	.182	27	66	13	12	16	4	0	0	5	0	0	4	6	13	0	2	0	.289	.242	.531	4
Shaver, A	.133	11	30	6	4	7	0	0	1	4	0	0	4	4	16	3	1	0	.316	.233	.549	0
Simmons, K	.346	8	26	4	9	16	4	0	1	5	0	1	2	4	6	2	0	0	.455	.615	1.070	1
Sosa, G	.239	22	67	8	16	28	3	0	3	13	0	0	1	6	24	1	0	2	.311	.418	.729	0
Soto, M	.252	35	115	19	29	39	7	0	1	13	0	3	5	7	22	0	0	4	.315	.339	.654	4
Thomas, J	.167	11	18	0	3	5	2	0	0	3	0	0	2	7	6	0	0	0	.444	.278	.722	3
Tonkel, G	.326	15	43	14	14	23	3	0	2	8	0	0	5	1	16	1	0	0	.408	.535	.943	3
Torres, S	.247	36	93	18	23	29	3	0	1	12	0	3	1	15	32	6	2	1	.348	.312	.660	1
Vasquez, R	.067	10	15	5	1	3	0	1	0	2	1	1	0	10	7	0	0	0	.423	.200	.623	0
Walton, T	.385	5	13	4	5	9	2	1	0	4	0	0	1	3	6	0	1	0	.529	.692	1.221	1
Ware, B	.125	5	16	4	2	2	0	0	0	0	0	0	1	3	4	2	0	1	.300	.125	.425	1
Totals	.261	55	1799	358	470	742	105	13	47	301	6	20	74	257	470	61	22	27	.373	.412	.785	63

2023 FCL PHILLIES REVIEW (cont.)

PLAYER	W-L	ERA	G	GS	CG	GF	SHO	SV	IP	H	R	ER	HR	HB	BB	IBB	SO	WP	BK	AVG
Alcala, L	1-0	5.66	9	1	0	1	0	0	20.2	24	14	13	1	3	14	0	17	0	0	.293
Ash, K	0-0	40.50	1	0	0	0	0	0	0.2	1	3	3	0	0	2	0	2	1	0	.333
Beckel, B	0-0	0.00	1	0	0	0	0	0	1.0	1	0	0	0	0	0	0	1	0	0	.250
Bortka, J	2-0	9.00	8	0	0	2	0	0	8.0	9	8	8	2	1	9	0	13	6	0	.265
Brown, C	0-0	54.00	1	0	0	0	0	0	0.1	1	2	2	0	0	3	0	0	0	0	.500
Castillo, S	3-2	5.60	12	6	0	0	0	0	35.1	38	27	22	2	5	21	0	40	2	2	.270
Collins, N	3-0	6.61	10	0	0	3	0	0	16.1	12	12	12	0	2	17	0	13	4	3	.211
Estanista, J	0-0	0.00	1	1	0	0	0	0	1.0	0	0	0	0	0	1	0	2	0	0	.000
Fuenmayor, J	2-1	4.00	11	0	0	3	0	2	18.0	13	9	8	3	2	12	0	17	2	0	.200
Garcia, E	2-2	7.23	15	0	0	3	0	0	18.2	27	19	15	2	3	17	0	24	7	2	.342
Garrett, D	2-1	9.45	12	0	0	1	0	0	13.1	9	15	14	1	1	21	0	15	2	0	.209
Gomez, L	3-3	5.24	19	0	0	17	0	10	22.1	26	16	13	3	0	12	0	17	1	2	.302
Graves, M	0-4	7.68	11	11	0	0	0	0	34.0	35	33	29	4	5	29	0	45	8	2	.273
Haake, Z	0-0	0.00	1	1	0	0	0	0	4.0	3	0	0	0	0	2	0	3	0	0	.200
Hopewell, C	0-0	13.50	2	0	0	0	0	0	2.0	3	3	3	1	0	2	0	4	2	0	.333
Karaffa, N	1-0	1.88	8	0	0	3	0	0	14.1	10	4	3	1	0	8	0	11	2	0	.204
Loyd, H	0-0	0.00	2	0	0	1	0	0	1.0	2	0	0	0	0	0	0	1	0	0	.400
McGowan, C	0-0	3.60	2	2	0	0	0	0	5.0	2	2	2	0	1	0	0	6	0	0	.118
Medina, O	0-1	5.52	4	4	0	0	0	0	14.2	22	9	9	2	1	1	0	15	2	0	.338
Mejia, D	1-2	3.23	9	7	0	0	0	0	30.2	23	14	11	1	1	22	0	29	4	1	.209
Morales, F	0-0	4.50	2	0	0	0	0	0	2.0	2	1	1	0	0	1	0	4	0	0	.250
Ortega, F	0-1	24.30	3	0	0	0	0	0	3.1	10	10	9	2	0	5	0	1	1	0	.526
Ottenbreit, M	0-0	11.57	2	2	0	0	0	0	2.1	3	3	3	0	2	2	0	0	0	1	.333
Pena Jr., J	3-1	6.68	14	2	0	1	0	1	32.1	29	25	24	3	1	32	0	31	1	2	.238
Pina, N	1-1	11.37	11	0	0	2	0	0	12.2	14	17	16	2	4	24	0	16	3	0	.304
Pipkin, D	0-0	27.00	2	1	0	0	0	0	1.2	4	5	5	0	1	1	0	3	0	0	.444
Querales, J	0-1	5.25	9	0	0	3	0	0	12.0	14	7	7	1	2	8	0	9	3	0	.298
Ramirez, Y	0-0	4.30	10	0	0	2	0	0	14.2	15	8	7	1	3	9	0	19	3	0	.278
Rao, A	1-0	0.00	1	0	0	0	0	0	1.0	0	0	0	0	0	0	0	0	0	0	.000
Ronan, M	0-2	17.18	3	0	0	0	0	0	3.2	5	7	7	0	0	6	0	2	2	0	.385
Segura, E	1-3	6.87	11	10	0	0	0	0	36.2	32	29	28	4	12	29	0	33	4	1	.254
Steward, C	0-0	0.00	2	0	0	0	0	0	2.0	0	0	0	0	0	1	0	2	0	0	.000
Teran, S	1-0	4.01	15	0	0	10	0	3	24.2	22	12	11	3	3	8	0	20	2	0	.242
Thompson, P	0-0	0.00	1	0	0	0	0	0	1.0	0	0	0	0	0	0	0	2	0	0	.000
Tucker, B	0-0	13.50	2	1	0	0	0	0	2.0	3	3	3	0	1	1	0	1	0	0	.375
Velasquez, G	3-0	1.35	8	2	0	0	0	0	20.0	11	3	3	2	0	9	0	28	0	2	.159
Ventura, E	0-0	5.00	9	4	0	2	0	1	27.0	27	19	15	4	1	12	0	25	0	2	.257
Webster, C	0-0	7.94	4	0	0	0	0	0	5.2	7	5	5	1	1	3	0	3	0	0	.368
Totals	30-25	6.01	55	55	0	54	2	17	466.0	459	344	311	46	56	344	0	474	62	20	.262

2023 MiLB.COM ORGANIZATION ALL-STARS

- | | |
|--|---|
| <p>C Caleb Ricketts</p> <p>1B Carlos De La Cruz</p> <p>2B Oliver Dunn</p> <p>3B Matt Kroon</p> <p>SS Weston Wilson</p> <p>OF Justin Crawford</p> | <p>OF Simón Muzziotti</p> <p>OF Emaarion Boyd</p> <p>RHS Mick Abel</p> <p>LHS Matt Osterberg</p> <p>RP Orion Kerkering</p> |
|--|---|

2023 DSL PHILLIES RED REVIEW

Finished T-5th in Dominican Summer League's South Division (27-26, .509)... **STAFF** - Manager: Nerluis Martínez; Hitting Coach: Manny Martínez; Pitching Coach: Alex Concepción; Bench Coach: Waner Santana; Athletic Trainers: François Martel and Argelis Pérez; Strength & Conditioning Coaches: Manuel Javier and Noel Almonte.

LEAGUE LEADERS: TEAM - 23rd in team batting average (.248), 17th in team ERA (4.48) and 38th in team fielding percentage (.953)... **BATTING*** - **Stolen bases:** Jerffson Pena, T-5th (24)... **GIDP:** Angel Mata, T-2nd (8)... **PITCHING*** - **Wins:** Edwar Chirinos, T-2nd (6); Carlos Millan, T-2nd (6)... **ERA:** Luis Gonzalez, 7th (1.99)... **Complete games:** Maxwel Hernandez, T-4th (1)... **Hits:** Adilson Peralta, T-10th (46)... **Hit batsmen:** Joel Heredia, T-1st (12)... **Intentional walks:** Kleyderve Andrade, T-10th (1); Javier Fuenmayor, T-10th (1); Maxwel Hernandez, T-10th (1); Naoel Mejia, T-10th (1).

* Individual leaders include both DSL Phillies Red and DSL Phillies White players.

PLAYER	AVG	G	AB	R	H	TB	2B	3B	HR	RBI	SH	SF	HP	BB	SO	SB	CS	DP	OBP	SLG	OPS	E
Andrade, D	.200	32	70	15	14	15	1	0	0	1	0	0	2	6	13	2	0	0	.282	.214	.496	4
Barria, E	.269	37	67	14	18	26	4	2	0	12	0	1	1	13	14	1	0	0	.390	.388	.778	5
Beltran, N	.297	32	111	23	33	45	5	2	1	20	0	2	0	15	22	3	4	2	.375	.405	.780	9
Calderon, J	.276	42	123	20	34	57	8	3	3	23	0	0	5	24	34	13	5	1	.414	.463	.877	2
Cardoza, V	.241	39	112	19	27	42	4	4	1	13	0	1	7	13	34	7	4	4	.353	.375	.728	2
Colmenares, K	.182	4	11	1	2	2	0	0	0	1	0	0	0	3	0	1	0	0	.182	.182	.364	1
Escalona, Y	.176	6	17	3	3	4	1	0	0	1	0	0	0	3	5	0	1	0	.300	.235	.535	0
Ferrebuss, A	.339	21	62	11	21	27	3	0	1	9	0	0	6	7	15	3	1	3	.453	.435	.888	1
Hernandez, A	.165	36	97	7	16	19	3	0	0	10	0	0	3	14	27	6	4	0	.289	.196	.485	5
Hernandez, F	.281	16	32	10	9	12	1	1	0	8	0	0	3	8	4	0	2	0	.465	.375	.840	6
Jimenez, M	.258	37	124	16	32	47	10	1	1	18	0	3	2	10	24	8	6	0	.317	.379	.696	1
Leanez, J	.234	28	64	12	15	16	1	0	0	5	0	1	6	3	15	8	2	2	.324	.250	.574	1
Manrique, R	.246	40	118	21	29	41	9	0	1	13	0	0	8	25	36	3	2	0	.411	.347	.758	6
Marchan, J	.400	4	10	1	4	4	0	0	0	0	0	0	1	2	3	4	0	0	.538	.400	.938	0
Martinez, J	.143	6	14	2	2	3	1	0	0	1	0	0	0	3	3	0	0	0	.294	.214	.508	1
Muller, A	.154	21	26	7	4	6	2	0	0	4	0	0	1	8	16	8	0	0	.371	.231	.602	4
Polanco, Y	.231	5	13	2	3	6	0	0	1	4	0	0	0	0	3	0	1	0	.231	.462	.693	0
Ramirez, I	.150	14	40	3	6	8	0	1	0	5	0	0	0	3	20	4	1	0	.209	.200	.409	1
Ramos, Y	.250	5	12	2	3	4	1	0	0	5	0	0	0	3	2	0	0	0	.400	.333	.733	0
Rodriguez, E	.235	29	85	13	20	28	6	1	0	4	0	1	1	10	16	5	2	1	.320	.329	.649	7
Rosario, N	.156	12	32	6	5	9	1	0	1	4	0	0	0	5	13	1	1	0	.270	.281	.551	2
Silva, B	.288	31	66	5	19	23	4	0	0	6	0	0	6	6	17	2	2	0	.397	.348	.745	2
Tait, E	.331	35	121	25	40	67	12	3	3	27	0	0	4	9	24	3	2	2	.396	.554	.950	2
Villavicencio, J	.217	41	143	31	31	53	5	4	3	22	0	2	5	21	33	9	4	1	.333	.371	.704	9
Totals	.248	53	1570	269	390	564	82	22	16	216	0	11	61	211	396	90	45	16	.357	.359	.716	86

PLAYER	W-L	ERA	G	GS	CG	GF	SHO	SV	IP	H	R	ER	HR	HB	BB	IBB	SO	WP	BK	AVG
Alcala, L	0-0	0.00	7	0	0	4	0	2	14.2	11	2	0	0	2	3	0	13	2	0	.200
Amarante, J	0-2	2.86	10	9	0	1	0	1	28.1	22	11	9	0	0	18	0	37	7	1	.224
Charles, J	0-0	81.00	1	0	0	0	0	0	0.1	1	3	0	0	0	2	0	0	1	0	.500
Chirinos, E	6-2	6.55	16	3	0	3	0	2	34.1	38	32	25	3	2	31	0	37	12	2	.286
De Los Santos, A	1-0	36.00	1	0	0	0	0	0	1.0	5	4	4	1	0	2	0	2	0	2	.625
Ferreras, A	1-2	6.75	11	0	0	4	0	1	12.0	13	11	9	1	0	9	0	11	4	0	.265
Garcia, J	0-0	0.00	1	0	0	1	0	0	2.0	1	0	0	0	1	1	0	0	0	0	.143
Gatier, C	2-1	3.94	15	2	0	3	0	1	29.2	22	15	13	0	7	21	0	26	9	2	.212
German, J	0-2	4.19	9	8	0	0	0	0	38.2	29	20	18	0	7	12	0	27	3	0	.210
Gonzalez, L	4-1	2.08	10	9	0	1	0	0	47.2	42	12	11	0	3	9	0	36	2	0	.241
Heredia, J	1-4	4.89	11	10	0	0	0	0	35.0	35	28	19	2	12	23	0	33	6	1	.269
Jean, E	1-1	12.27	6	0	0	2	0	0	7.1	5	10	10	0	2	12	0	5	6	0	.217
Martinez, L	1-1	0.96	6	0	0	4	0	0	9.1	10	5	1	1	0	7	0	12	2	0	.256
Mejia, N	1-3	5.49	11	0	0	5	0	1	19.2	15	18	12	2	3	18	1	23	15	0	.217
Melendez, J	2-1	7.78	13	0	0	7	0	1	19.2	25	19	17	1	2	14	0	20	6	0	.301
Mota, R	0-0	0.00	2	0	0	0	0	0	1.1	0	0	0	0	0	1	0	1	2	0	.000
Peralta, A	2-1	3.25	11	10	0	1	0	0	44.1	46	21	16	1	3	20	0	44	7	0	.271
Peralta, P	0-3	7.20	9	1	0	2	0	0	15.0	14	15	12	2	2	13	0	16	4	2	.250
Reyes, R	1-0	7.31	12	0	0	4	0	0	16.0	19	15	13	0	4	15	0	9	7	3	.306
Robles, E	1-1	2.84	10	0	0	2	0	0	19.0	13	9	6	0	1	10	0	12	6	0	.188
Rosario, R	0-1	7.50	5	1	0	1	0	0	6.0	5	5	5	0	0	12	0	5	2	0	.250
Ventura, E	3-0	2.19	7	0	0	6	0	2	12.1	13	3	3	1	1	4	0	9	0	0	.271
Totals	27-26	4.48	53	53	0	51	2	11	413.2	384	258	206	15	52	257	1	378	103	13	.249

2023 DSL PHILLIES WHITE REVIEW

Finished 1st in Dominican Summer League's South Division (42-13, .764)... Defeated the DSL Angels in the best-of-three Quarterfinals, 2-1... Lost in the best-of-three Semifinals, 2-1 to DSL Pirates Gold... **STAFF** – Manager: Orlando Muñoz; Hitting Coach: Samuel Hiciano; Pitching Coach: Les Straker; Position Coach: Félix Castillo; Athletic Trainer: José Betancourt; Strength & Conditioning Coach: Ervis Manzanillo.

LEAGUE LEADERS: TEAM – 14th in team batting average (.254), 1st in team ERA (2.71) and 6th in team fielding percentage (.967).

PLAYER	AVG	G	AB	R	H	TB	2B	3B	HR	RBI	SH	SF	HP	BB	SO	SB	CS	DP	OBP	SLG	OPS	E
Caba, S	.301	38	133	29	40	46	2	2	0	17	1	1	1	28	16	16	6	0	423	346	.769	2
Carela, L	.264	39	87	14	23	29	4	1	0	15	1	1	2	9	26	7	5	2	343	333	.676	5
Charles, J	.000	6	0	0	0	0	0	0	0	0	0	0	0	0	0	0	0	0	.000	.000	.000	0
Colmenares, K	.150	17	40	8	6	7	1	0	0	5	0	0	0	4	9	1	1	0	227	175	402	1
Diaz, C	.000	16	0	0	0	0	0	0	0	0	0	0	0	0	0	0	0	0	.000	.000	.000	0
Escalona, A	.250	21	52	10	13	20	4	0	1	5	0	0	1	8	11	0	0	1	361	385	.746	2
Escobar, A	.209	33	110	22	23	33	7	0	1	24	0	1	3	20	13	13	2	3	343	300	643	3
Gutierrez, D	.323	37	96	28	31	42	11	0	0	21	2	0	5	13	22	6	0	2	430	438	.868	1
Hernandez, F	.304	21	46	9	14	17	3	0	0	9	0	2	13	13	3	2	0	475	370	845	3	
Jimenez, M	.154	8	26	4	4	4	0	0	0	2	0	0	0	5	1	1	0	2	290	154	444	0
Julio, J	.171	16	35	6	6	9	3	0	0	3	1	0	1	11	14	2	2	1	383	257	640	2
Marchan, J	.246	24	69	14	17	22	5	0	0	7	1	1	2	8	21	4	2	2	338	319	657	2
Martinez, J	.295	31	78	19	23	29	4	1	0	15	1	3	1	13	15	5	1	2	389	372	761	5
Mata, A	.277	44	141	20	39	51	10	1	0	24	0	2	3	22	23	3	4	8	381	362	743	2
Mendez, R	.214	34	84	18	18	28	5	1	1	9	0	1	2	18	15	5	2	0	362	333	695	0
Pelegrin, L	.219	30	64	8	14	16	2	0	0	5	1	0	5	6	9	0	2	0	333	250	583	3
Pena, J	.268	46	164	27	44	64	8	3	2	25	1	1	7	15	48	24	3	2	353	390	743	4
Ramos, Y	.246	23	61	8	15	17	2	0	0	3	0	0	2	11	15	4	2	0	378	279	657	2
Rosario, G	.264	32	91	19	24	29	5	0	0	11	0	0	3	18	18	2	1	2	402	319	721	2
Rosario, Y	.274	48	146	31	40	55	7	1	2	25	0	4	4	32	47	12	5	5	409	377	786	7
Tabares, A	.174	37	86	17	15	16	1	0	0	10	0	1	0	25	21	7	1	0	357	186	543	1
Tait, E	.346	9	26	3	9	9	0	0	0	9	0	1	1	3	7	1	0	0	419	346	765	2
Villavicencio, J	.154	8	26	9	4	5	1	0	0	6	1	2	0	5	8	0	1	1	273	192	465	0
Totals	.254	55	1661	323	422	548	85	10	7	250	10	19	45	287	372	116	42	33	.375	.330	.705	62

PLAYER	W-L	ERA	G	GS	CG	GF	SHO	SV	IP	H	R	ER	HR	HB	BB	IBB	SO	WP	BK	AVG
Andrade, K	5-1	1.76	15	0	0	5	0	3	30.2	23	7	6	0	0	12	1	44	2	0	209
Avila, L	4-0	2.35	14	0	0	8	0	1	23.0	21	8	6	0	4	8	0	23	3	0	239
Bata, E	1-1	6.55	9	5	0	0	0	0	22.0	31	19	16	0	1	8	0	22	2	0	326
Blanco, W	2-2	2.80	11	10	0	0	0	0	45.0	31	18	14	1	7	19	0	47	2	0	205
Charles, J	1-0	3.00	5	0	0	1	0	0	9.0	6	3	3	1	3	5	0	7	0	0	194
De La Cruz, A	2-2	4.31	10	9	0	1	0	0	31.1	25	18	15	2	5	17	0	43	12	0	223
De Los Santos, A	0-0	0.00	2	0	0	1	0	0	1.2	0	0	0	0	0	4	0	1	0	1	000
Diaz, C	3-2	2.67	15	0	0	7	0	0	27.0	19	14	8	0	2	9	0	25	2	0	204
Hernandez, E	2-0	4.15	14	0	0	1	0	0	21.2	15	11	10	2	2	16	0	25	2	1	188
Fuenmayor, J	1-0	0.90	6	0	0	6	0	4	10.0	5	2	1	0	2	3	1	10	3	0	161
Garcia, J	3-2	1.80	13	1	0	6	0	1	30.0	31	12	6	1	1	5	0	15	2	1	270
Gonzalez, L	0-0	0.00	1	0	0	1	0	1	2.0	2	0	0	0	0	0	0	2	0	0	250
Hernandez, M	3-0	2.76	10	10	1	0	0	0	45.2	34	17	14	2	1	23	1	40	4	1	201
Lebron, G	0-0	0.00	2	0	0	1	0	0	2.0	3	3	0	0	1	2	0	3	2	0	273
Liranzo, A	5-0	0.89	10	4	0	0	0	0	30.1	16	3	3	0	0	8	0	30	2	1	165
Martinez, L	0-0	18.00	1	0	0	0	0	0	2.0	5	4	4	1	0	1	0	2	0	1	455
Millan, C	6-0	1.67	14	0	0	7	0	3	27.0	19	6	5	1	2	9	0	32	0	0	196
Pulido, D	2-1	3.21	11	10	0	0	0	0	42.0	26	16	15	0	7	18	0	51	4	0	179
Reyes, P	0-0	1.50	8	6	0	0	0	0	18.0	8	3	3	1	5	5	0	18	1	0	138
Sosa, J	2-2	1.91	15	0	0	7	0	1	28.1	13	8	6	1	3	26	0	43	8	0	137
Totals	42-13	2.71	55	55	1	52	8	14	448.2	333	172	135	13	46	198	3	483	51	6	.208

2023 DSL PHILLIES WHITE POSTSEASON STATISTICS

PLAYER	AVG	G	AB	R	H	TB	2B	3B	HR	RBI	SH	SF	HP	BB	SO	SB	CS	DP	OBP	SLG	OPS	E
Beltran, N	.300	6	20	3	6	8	2	0	0	3	0	0	0	3	5	0	0	1	.391	.400	.791	0
Calderon, J	.273	4	11	3	3	6	1	1	0	2	0	0	1	2	2	1	1	1	.429	.545	.974	0
Cardoza, V	.000	1	1	0	0	0	0	0	0	0	0	0	0	0	0	0	0	0	.000	.000	.000	0
Carela, L	.250	3	4	0	1	1	0	0	0	0	0	0	0	1	0	1	0	0	.400	.250	.650	0
Escobar, A	.250	6	20	4	5	5	0	0	0	0	2	0	0	6	4	0	1	0	.423	.250	.673	0
Gutierrez, D	.143	3	7	1	1	1	0	0	0	1	0	1	0	0	1	0	0	0	.125	.143	.268	1
Jimenez, M	.353	6	17	1	6	7	1	0	0	1	0	0	2	4	4	0	0	0	.522	.412	.934	0
Martinez, J	.083	5	12	0	1	1	0	0	0	0	0	0	2	4	0	1	0	0	.214	.083	.297	0
Mata, A	.150	5	20	0	3	4	1	0	0	1	0	0	0	2	5	0	0	0	.227	.200	.427	0
Mendez, R	.000	3	3	1	0	0	0	0	0	0	0	0	1	1	0	0	0	0	.250	.000	.250	0
Pelegrin, L	.000	1	1	0	0	0	0	0	0	0	0	0	0	0	0	0	0	0	.000	.000	.000	0
Pena, J	.188	6	16	5	3	4	1	0	0	4	0	0	2	3	4	0	1	0	.381	.250	.631	0
Rosario, G	.125	3	8	1	1	2	1	0	0	0	0	0	1	5	0	0	0	0	.222	.250	.472	0
Rosario, Y	.222	6	18	4	4	8	1	0	1	3	0	0	0	4	5	1	0	0	.364	.444	.808	0
Tabares, A	.000	1	0	0	0	0	0	0	0	0	0	0	0	0	0	0	0	0	.000	.000	.000	0
Tait, E	.292	6	24	0	7	12	5	0	0	3	0	0	1	3	4	0	0	1	.393	.500	.893	0
Villavicencio, J	.286	4	14	2	4	6	2	0	0	3	0	1	0	0	3	0	0	0	.267	.429	.696	2
Totals	.230	6	196	25	45	65	15	1	1	21	2	2	6	32	47	3	4	3	.352	.332	.684	4

PLAYER	W-L	ERA	G	GS	CG	SHO	GF	SV	IP	H	R	ER	HR	HB	BB	IBB	SO	WP	BK	AVG
Amarante, J	0-0	5.40	3	0	0	0	2	2	5.0	4	3	3	0	0	3	0	8	0	0	.235
Avila, L	0-0	0.00	1	0	0	0	1	0	0.2	0	0	0	0	0	0	0	1	0	0	.000
Bianco, W	1-1	1.23	2	1	0	0	1	0	7.1	3	2	1	1	2	2	0	8	1	0	.125
De La Cruz, A	0-0	1.80	1	1	0	0	0	0	5.0	0	1	1	0	2	3	0	3	0	0	.000
Garcia, J	0-1	7.71	1	0	0	0	0	0	2.1	2	2	2	1	0	0	0	3	1	0	.200
Gatier, C	0-0	0.00	1	0	0	0	0	0	1.0	1	0	0	0	0	0	0	2	0	0	.250
Gonzalez, L	2-0	1.64	2	1	0	0	0	0	11.0	7	2	2	0	0	2	0	8	0	0	.171
Hernandez, M	0-0	0.00	1	1	0	0	0	0	4.0	1	0	0	0	0	1	0	4	0	0	.077
Liranzo, A	0-0	0.00	1	0	0	0	0	0	1.0	3	0	0	0	0	1	0	2	1	0	.500
Millan, C	0-0	0.00	1	0	0	0	1	0	1.0	1	0	0	0	0	1	0	2	0	0	.250
Peralta, A	0-0	5.40	2	1	0	0	0	0	5.0	6	3	3	0	0	2	0	2	0	0	.300
Pulido, D	0-1	5.40	2	1	0	0	0	0	6.2	8	5	4	0	2	5	0	7	0	0	.320
Reyes, P	0-0	6.00	2	0	0	0	0	0	3.0	3	2	2	0	1	0	0	4	0	0	.273
Sosa, J	0-0	0.00	1	0	0	0	1	0	1.0	1	0	0	0	0	0	0	0	0	0	.250
Totals	3-3	3.00	6	6	0	2	6	2	54.0	40	20	18	2	7	20	0	54	3	0	.206

MINOR LEAGUE PLAYERS

Note: Minor league totals do not include statistics from independent or foreign leagues.

AGUILA, DENILSON... INF... B-T: S-R... **HT:** 5-11; **WT:** 165... **BORN:** February 28, 2006, Cienfuegos, Cuba... **RESIDES:** Gulfport, FL... **HOW OBTAINED:** Signed by Phillies as an amateur free agent, 12/6/23... **SIGNED BY:** Alex Mesa.

AGUILERA, FREIDERMAN DAVIS... OF... B-T: R-R... **HT:** 6-0; **WT:** 163... **BORN:** May 3, 2007, Distrito García de Hevia, VZ... **RESIDES:** Caracas, VZ... **HOW OBTAINED:** Signed by Phillies as an amateur free agent, 1/15/24... **SIGNED BY:** Jesús Blanco.

ALBRECHT, LOUIS STAPLETON (Lou)... C... B-T: R-R... **HT:** 6-0; **WT:** 207... **BORN:** November 7, 2001, Bellevue, WA... **RESIDES:** Renton, WA... **HOW OBTAINED:** Signed by Phillies as a non-drafted free agent, 7/21/23... **SIGNED BY:** Hilton Richardson... **EDUCATION:** Attended Central Arizona College and Washington State University... 2020 graduate of Kentridge HS (WA).

2023: Began professional career with Florida Complex League Phillies (R)... Made his debut on 8/7 at FCL Blue Jays... Collected his first hit on 8/10 at FCL Yankees and his first RBI on 8/22 vs FCL Blue Jays.

YEAR	CLUB	AVG	G	AB	R	H	2B	3B	HR	RBI	SH	SF	HP	BB	SO	SB	CS	OBP	SLG	OPS	E
2023	FCL Phillies	.375	5	8	0	3	0	0	0	1	0	0	0	1	2	0	0	.444	.375	.819	1

ALDEGHERI, SAMUEL (Sam)... LHP... B-T: L-L... **HT:** 6-1; **WT:** 221... **BORN:** September 19, 2001, Verona, Italy... **RESIDES:** Verona... **HOW OBTAINED:** Signed by Phillies as an amateur free agent, 6/13/19... **SIGNED BY:** Claudio Scerrato.

2023: Spent majority of the season with Clearwater (A)... Went 1-0 with a 2.87 ERA (5 ER, 15.2 IP), 25 SO to 3 BB and struck out 39.7% (25-63) of batters faced over 4 appearances (3 starts) in April... Picked up his first win with Clearwater on 4/29 vs St. Lucie (5.0 IP, ER) and set a career high in SO with 8; had 8 SO again on 9/2 vs Aberdeen... Set a career high with 6.0 IP on 7/26 (gm 1) at Jupiter... Promoted to Jersey Shore (A) on 8/3 and earned his first win with the BlueClaws on 8/18 vs Asheville (5.0 IP, 0 ER, 6 SO)... Following the season, was rated as having the best pitch control in the Phillies system by *Baseball America*... Following the season, was ranked as the No. 27 prospect in the Phillies organization by MLB.com... **2022:** Pitched for Florida Complex League Phillies (R)... Struck out 31.5% of the batters he faced (17-54)... Participated in Florida Instructional League... **2021:** Began professional career with FCL Phillies... Made his pro debut, 6/28 at FCL Blue Jays... Promoted to Clearwater, 7/17... Was placed on the IL, 8/20, with a left elbow injury and missed the remainder of the season... Struck out 34.8% of the batters he faced (32-92)... **2020:** Did not pitch... **2019:** Participated in FIL.

YEAR	CLUB	W-L	ERA	G	GS	CG	SHO	SV	IP	H	R	ER	HR	HB	BB	SO	WP	BK	AVG
2021	FCL Phillies	1-0	2.08	3	1	0	0	0	8.2	8	3	2	0	1	3	14	1	0	.235
	Clearwater	0-1	2.92	5	2	0	0	0	12.1	9	4	4	0	1	7	18	2	0	.200
2022	FCL Phillies	0-0	1.46	8	4	0	0	0	12.1	9	2	2	0	0	7	17	3	0	.191
2023	Clearwater	3-1	3.86	16	15	0	0	0	67.2	59	35	29	8	5	30	79	4	0	.234
	Jersey Shore	1-0	5.63	4	4	0	0	0	16.0	19	10	10	1	1	5	20	0	1	.288
Minors Totals		5-2	3.62	36	26	0	0	0	117.0	104	54	47	9	8	52	148	10	1	.234

AMARANTE, JUAN JOSÉ... LHP... B-T: L-L... **HT:** 5-10; **WT:** 191... **BORN:** April 14, 2004, Valencia, VZ... **RESIDES:** Valencia... **HOW OBTAINED:** Signed by Phillies as an amateur free agent, 1/28/22... **SIGNED BY:** Jonatan Hernández.

2023: Started the year with Dominican Summer League Phillies Red (R)... Made his first professional start on 6/5 at DSL Pirates Gold (ND, 4.0 IP, 5 SO)... Had 8 SO on 6/26 vs DSL Cardinals, setting a career high... Set a career high in IP (5.0) on 8/15 at DSL Giants Orange... Did not allow an ER (10.0 IP) in 3 August starts... Held LHH to a .190 AVG (4-21)... Struck out 31.6% (37-117) of batters faced... Transferred to DSL Phillies White on 8/17 and made 3 relief appearances with the team in the postseason (5.0 IP), earning the SV in both wins in the best-of-three DSL Quarterfinals against DSL Angels... **2022:** Began professional career with DSL Phillies White... Made his pro debut, 6/8 at DSL Rangers... Held LHH to a .150 AVG (3-20)... Struck out 33.9% (40-118) of batters faced and averaged 12.41 SO/9.0 IP.

YEAR	CLUB	W-L	ERA	G	GS	CG	SHO	SV	IP	H	R	ER	HR	HB	BB	SO	WP	BK	AVG
2022	DSL Phillies-W	3-0	2.79	15	0	0	0	2	29.0	21	10	9	1	1	10	40	6	0	.196
2023	DSL Phillies-R	0-2	2.86	10	9	0	0	1	28.1	22	11	9	0	0	18	37	7	1	.224
Minors Totals		3-2	2.83	25	9	0	0	3	57.1	43	21	18	1	1	28	77	13	1	.210

ANDRADE, DERVIN DANIEL... C... B-T: R-R... **HT:** 6-0; **WT:** 213... **BORN:** November 1, 2003, Maracaibo, VZ... **RESIDES:** Maracaibo... **HOW OBTAINED:** Signed by Phillies as an amateur free agent, 3/10/21... **SIGNED BY:** Carlos Salas and Elvis García.

2023: Spent the season with Dominican Summer League Phillies Red (R)... Made 25 appearances (17 starts) at catcher and 3 appearances (1 start) at 1st base... Threw out 10 of 30 attempted base stealers (33.3%)... Had a season-high 3 hits on 8/17 at DSL Giants Black... **2022:** Began professional career with DSL Phillies White... Made his pro debut, 6/6 at DSL Giants Black... Posted a slash line of .346/.433/.538 in 10 August games... **2021:** Missed the entire season (right elbow surgery).

ANDRADE, DERVIN (continued)

YEAR	CLUB	AVG	G	AB	R	H	2B	3B	HR	RBI	SH	SF	HP	BB	SO	SB	CS	OBP	SLG	OPS	E
2021	Injured – Did not play																				
2022	DSL Phillies-W	.203	31	79	9	16	9	0	0	10	0	1	3	9	17	2	0	.304	.316	.620	3
2023	DSL Phillies-R	.200	32	70	15	14	1	0	0	1	0	0	2	6	13	2	0	.282	.214	.496	4
Minors Totals		.201	63	149	24	30	10	0	0	11	0	1	5	15	30	4	0	.294	.268	.562	7

ANDRADE, KLEYDERVE LEANDRO... LHP... B-T: L-L... **HT:** 5-11; **WT:** 218... **BORN:** December 19, 2002, Valencia, VZ... **RESIDES:** Caja Seca, VZ... **HOW OBTAINED:** Signed by Phillies as an amateur free agent, 5/9/22... **SIGNED BY:** Carlos Salas and Jonatan Hernández.

2023: Began the year with Dominican Summer League Phillies White (R)... Earned his first professional win on 6/5 vs DSL Nationals (3.0 IP, 1 ER, 3 SO)... Ranked 3rd among all DSL Phillies pitchers in ERA (min. 30.0 IP)... Posted a 1.14 ERA (3 ER, 23.2 IP) and held hitters to a .190 AVG (16-84) in June and July (11 appearances)... Limited LHH to a .171/.256/.200 (.456 OPS) slash line in 39 PA... Struck out 35.8% (44-123) of opposing hitters and averaged 12.91 SO/9.0 IP... Assigned to DSL Phillies Red on 8/26... **2022:** Began professional career with DSL Phillies White... Made his pro debut, 7/15 vs DSL Rockies.

YEAR	CLUB	W-L	ERA	G	GS	CG	SHO	SV	IP	H	R	ER	HR	HB	BB	SO	WP	BK	AVG
2022	DSL Phillies-W	0-0	6.14	5	0	0	0	0	7.1	8	7	5	0	3	5	6	3	0	.296
2023	DSL Phillies-W	5-1	1.76	15	0	0	0	3	30.2	23	7	6	0	0	12	44	2	0	.209
Minors Totals		5-1	2.61	20	0	0	0	3	38.0	31	14	11	0	3	17	50	5	0	.226

ANTHONY, KEATON MICHAEL... INF... B-T: R-R... **HT:** 6-4; **WT:** 227... **BORN:** June 24, 2001, Fort Wayne, IN... **RESIDES:** Dacula, GA... **HOW OBTAINED:** Signed by Phillies as a non-drafted free agent, 7/17/23... **SIGNED BY:** Justin Munson... **EDUCATION:** Attended University of Iowa... 2020 graduate of Mill Creek HS (GA)... **MISC:** Named First Team All-Big Ten after slashing .389/.505/.701 (1.206 OPS) with 22 2B, 9 HR and 38 RBI in 2023, leading the Hawkeyes in AVG, doubles and SLG... Also made 6 starts on the mound for Iowa in 2023.

2023: Began professional career with Florida Complex League Phillies (R), making his debut on 7/27 vs FCL Tigers... Hit his first professional HR on 7/31 (gm 1) at FCL Yankees... Had an 8-game hitting streak from 7/29-8/22, tied for the longest such streak by an FCL Phillies player... For FCL Phillies, batted .467 (7-15) with 2B, HR and 8 RBI with RISP... Promoted to Clearwater (A) on 9/1... Overall, made 10 appearances (all starts) at 1st base... Appeared in 2 postseason games for the Threshers.

YEAR	CLUB	AVG	G	AB	R	H	2B	3B	HR	RBI	SH	SF	HP	BB	SO	SB	CS	OBP	SLG	OPS	E
2023	FCL Phillies	.379	9	29	7	11	1	0	2	9	0	0	4	2	6	0	0	.486	.621	1.107	1
	Clearwater	.143	5	14	1	2	0	0	0	0	0	0	2	4	3	1	0	.400	.143	.543	2
Minors Totals		.302	14	43	8	13	1	0	2	9	0	0	6	6	9	1	0	.455	.465	.920	3

ARIAS, ELIGIO... RHP... B-T: R-R... **HT:** 6-7; **WT:** 230... **BORN:** March 26, 2003, Salcedo, DR... **RESIDES:** Moca, DR... **HOW OBTAINED:** Signed by Phillies as an amateur free agent, 12/4/23... **SIGNED BY:** Eddy Toledo.

ARIAS, JALVIN JOSUE... OF... B-T: R-R... **HT:** 6-2; **WT:** 230... **BORN:** October 1, 2006, Baní, DR... **RESIDES:** Baní... **HOW OBTAINED:** Signed by Phillies as an amateur free agent, 1/15/24... **SIGNED BY:** Victor Santana... **MISC:** Ranked as the No. 19 international prospect by MLB.com entering the 2024 season.

ARMENTA, ERUBIEL ALBERTO... LHP... B-T: L-L... **HT:** 6-3; **WT:** 223... **BORN:** March 11, 2000, Tijuana, MX... **RESIDES:** Tijuana... **HOW OBTAINED:** Signed by Phillies as an amateur free agent, 7/11/19... **SIGNED BY:** Oneri Fleita and Charlie Gastelum.

2023: Made 1 appearance for Mexico in the World Baseball Classic on 3/14 against Great Britain (0.2 IP, 0 ER)... Missed the season due to a left forearm strain... **2022:** Spent season with Jersey Shore (A)... Posted a 1.17 ERA (1 ER, 7.2 IP) in 8 May games... Limited batters to a .040 AVG (1-25) in 8 June games... **2021:** Began season in extended spring training... Made professional debut with Clearwater (A), 6/16 at Dunedin... Promoted to Jersey Shore, 7/10... Appeared in 1 game with Reading (AA) at the end of the season... Combined to post a 1.96 ERA (5 ER, 23.0 IP) and averaged 19.17 SO/9.0 IP (49 SO, 23.0 IP) in 16 relief appearances... Had at least 1 SO in each of his 16 games... Struck out 47.1% of the batters he faced (49-104)... Participated in Florida Instructional League... **2020:** Pitched for Los Mochis in the Mexican Pacific Winter League... **2019:** Was on restricted list, 7/11-end of season.

YEAR	CLUB	W-L	ERA	G	GS	CG	SHO	SV	IP	H	R	ER	HR	HB	BB	SO	WP	BK	AVG		
2021	Clearwater	2-0	0.00	4	0	0	0	1	6.2	3	0	0	0	1	4	17	1	0	.125		
	Jersey Shore	0-0	3.14	11	0	0	0	2	14.1	11	6	5	1	2	11	30	3	0	.204		
	Reading	1-0	0.00	1	0	0	0	0	2.0	1	0	0	0	0	1	2	0	0	.143		
2022	Jersey Shore	3-2	3.60	40	0	0	0	1	40.0	22	20	16	2	5	32	54	5	2	.161		
2023	Injured – Did not pitch																				
Minors Totals		6-2	3.00	56	0	0	0	4	63.0	37	26	21	3	8	48	103	9	2	.167		

ARNOLD, ZACHARY JOHN (Zach)... INF... B-T: R-R... HT: 6-3; WT: 221... **BORN:** June 13, 2001, Newport Beach, CA... **RESIDES:** Temecula, CA... **HOW OBTAINED:** Selected by Phillies in 14th round of 2023 MLB Draft... **SIGNED BY:** Ralph Garr Jr... **EDUCATION:** Attended University of Houston (TX) and Louisiana State University... 2019 graduate of Great Oak HS (CA)... **MISC:** Named First Team All-Conference after slashing .365/.452/.590 (1.042 OPS) with 11 2B, 13 HR, 51 RBI, 25 BB and 11 SB in 55 games at Houston in 2023... Rankings among American Athletic Conference hitters in 2023: 3rd in OBP and 4th in AVG and hits (81)... Previously selected by BAL in 34th round of 2019 MLB Draft, but did not sign.

2023: Began professional career with Florida Complex League Phillies (R)... Promoted to Clearwater (A) on 8/4... Hit his first professional HR on 8/15 vs Dunedin... Slashed .302/.413/.377 (.790 OPS) with 10 BB and 6 SB in 15 August games with the Threshers (64 PA)... Set season highs in hits (4), RBI (4) and SB (2) on 9/9 at Palm Beach... Went 20-for-63 (.317) with 2 2B, 3B, 2 HR and 8 RBI against RHP with Clearwater... Made appearances at 2nd base, 3rd base and SS for the Threshers, posting a .984 fielding percentage in 64 total chances... Appeared in 6 playoff games.

YEAR	CLUB	AVG	G	AB	R	H	2B	3B	HR	RBI	SH	SF	HP	BB	SO	SB	CS	OBP	SLG	OPS	E
2023	FCL Phillies	.273	4	11	4	3	2	1	0	5	0	1	1	1	2	0	0	.357	.636	.993	2
	Clearwater	.293	22	82	15	24	2	1	2	11	0	1	10	19	8	0	.376	.415	.791	1	
Minors Totals		.290	26	93	19	27	4	2	2	16	0	1	2	11	21	8	0	.374	.441	.815	3

ASH, KONNOR THOMAS... RHP... B-T: R-R... HT: 5-11; WT: 198... **BORN:** March 17, 1999, Grand Blanc, MI... **RESIDES:** Plainfield, IN... **HOW OBTAINED:** Signed by Phillies as a non-drafted free agent, 7/20/21... **SIGNED BY:** Justin Munson... **EDUCATION:** 2021 graduate of University of Missouri... 2017 graduate of Plainfield South HS (IL)... **MISC:** Averaged 10.47 SO/9.0 IP (138 SO, 118.2 IP) in 55 games (10 starts) during his 4-year collegiate career.

2023: On the restricted list from 3/28-5/8... Made his lone appearance with Florida Complex League Phillies (R) on 6/10 vs FCL Tigers before being promoted to Clearwater (A) on 6/15... Promoted to Jersey Shore (A), where spent most of his season, on 7/7... Picked up his first win with Jersey Shore on 7/27 vs Aberdeen... Struck out 38.5% (37-96) of batters, held RHH to a .140/.206/.158 (.364 OPS) slash line (63 PA) and averaged 14.48 SO/9.0 IP with the BlueClaws... Promoted to Reading (AA) on 9/1 was assigned back to Jersey Shore on 9/4 for the rest of the season... Appeared in 1 postseason game for the BlueClaws on 9/15 at Hudson Valley (0.2 IP, 0 ER)... **2022:** Spent season with Clearwater... Was on the IL (left oblique strain), beginning of season-4/26... Posted a 1.35 ERA (2 ER, 13.1 IP) in 9 May games... **2021:** Began professional career with FCL Phillies... Promoted to Clearwater, 8/26... Participated in Florida Instructional League.

YEAR	CLUB	W-L	ERA	G	GS	CG	SHO	SV	IP	H	R	ER	HR	HB	BB	SO	WP	BK	AVG
2021	FCL Phillies	0-0	4.50	3	1	0	0	1	4.0	4	3	2	1	0	1	6	0	1	.235
	Clearwater	3-0	3.48	6	0	0	0	0	10.1	7	4	4	1	0	7	8	0	0	.206
2022	Clearwater	1-2	5.36	31	0	0	0	4	40.1	36	27	24	3	0	26	54	6	1	.235
2023	FCL Phillies	0-0	40.50	1	0	0	0	0	0.2	1	3	3	0	0	2	2	1	0	.333
	Clearwater	0-0	3.60	5	0	0	0	0	5.0	5	2	2	0	0	4	8	0	0	.250
	Jersey Shore	4-0	2.35	16	1	0	0	2	23.0	16	7	6	0	0	10	37	6	0	.190
	Reading	0-0	54.00	1	0	0	0	0	0.1	1	2	2	0	0	2	0	0	0	.500
Minors Totals		8-2	4.63	63	2	0	0	7	83.2	70	48	43	5	0	52	115	13	2	.224

AVILA, KLIUBERT ALEJANDRO... C... B-T: R-R... HT: 5-9; WT: 195... **BORN:** May 19, 2003, Caracas, VZ... **RESIDES:** Distrito Capital, VZ... **HOW OBTAINED:** Signed by Phillies as an amateur free agent, 11/27/19... **SIGNED BY:** Carlos Salas and Rafael Álvarez.

2023: Began the season with Florida Complex League Phillies (R) and hit his first HR with the team on 6/15 at FCL Blue Jays... Promoted to Clearwater (A) on 6/30... Overall, threw out 3 of 10 attempted base stealers (30.0%)... Had a 1.000 fielding percentage (69 TC)... **2022:** Spent season with Dominican Summer League Phillies Red (R)... Posted a .351 OBP in 14 July games (57 PA)... **2021:** Began professional career with DSL Phillies White... Had the 2nd-highest OPS (.936) among Phillies minor league hitters (min. 100 PA)... Threw out 50.0% (11-22) of base runners attempting to steal... Defensively, made starts at catcher (11) and 1st base (10)... **2020:** Did not play.

YEAR	CLUB	AVG	G	AB	R	H	2B	3B	HR	RBI	SH	SF	HP	BB	SO	SB	CS	OBP	SLG	OPS	E
2020	Did not play																				
2021	DSL Phillies-W	.317	33	82	11	26	6	3	1	17	0	1	1	17	19	3	1	.436	.500	.936	2
2022	DSL Phillies-R	.214	23	70	10	15	3	1	1	4	0	0	2	11	27	3	2	.337	.329	.666	0
2023	FCL Phillies	.300	5	10	2	3	0	0	1	3	0	0	0	2	3	0	0	.417	.600	1.017	0
	Clearwater	.214	4	14	2	3	0	0	0	1	0	0	0	1	4	0	0	.267	.214	.481	0
Minors Totals		.267	65	176	25	47	9	4	3	25	0	1	3	31	53	6	3	.384	.415	.799	2

AVILA, LUIS RAFAEL... RHP... B-T: R-R... HT: 6-1; WT: 212... **BORN:** May 26, 2003, Turmero, VZ... **RESIDES:** Turmero... **HOW OBTAINED:** Signed by Phillies as an amateur free agent, 2/23/23... **SIGNED BY:** Carlos Salas and William Mota.

2023: Began professional career with Dominican Summer League Phillies White (R), making his debut on 6/8 vs DSL Phillies Red (1.0 IP, 0 ER, 2 SO)... Earned his first career win on 6/15 vs DSL Tigers 2 and his first career SV on 7/31 vs DSL Giants Black... Posted a 0.87 ERA (1 ER, 10.1 IP) and held hitters to a .184 AVG (7-38) in 5 June appearances... Had 5 consecutive scoreless appearances from 7/15-8/5 (8.2 IP)... Made his lone playoff appearance on 8/27 vs DSL Pirates Gold, allowing no runs in 0.2 IP.

YEAR	CLUB	W-L	ERA	G	GS	CG	SHO	SV	IP	H	R	ER	HR	HB	BB	SO	WP	BK	AVG
2023	DSL Phillies-W	4-0	2.35	14	0	0	0	1	23.0	21	8	6	0	4	8	23	3	0	.239

BAKER, ANDREW FLEMING... RHP... B-T: R-R... **HT:** 6-2; **WT:** 207... **BORN:** March 24, 2000, Montgomery, AL... **RESIDES:** Pike Road, AL... **HOW OBTAINED:** Selected by Phillies in 11th round of 2021 MLB Draft... **SIGNED BY:** Mike Stauffer... **EDUCATION:** Attended Chipola College (FL) and Auburn University (AL)... 2018 graduate of Macon East Academy (AL)... **MISC:** Previously selected by LAD in the 16th round of 2019 MLB Draft, but did not sign.

2023: Attended Phillies major league spring training as a non-roster invitee... Spent the season with Reading (AA)... Averaged 14.05 SO/9.0 IP, which ranked 2nd in the Eastern League and 2nd among all Phillies minor league pitchers (min. 40.0 IP)... Held RHH to a .171 AVG (14-82)... Following the season, was named an Arizona Fall League All-Star after making 7 scoreless relief appearances (7.0 IP) with 1 SV, 13 SO and a .087 OPP AVG (2-23) for Scottsdale... **2022:** Spent majority of season with Jersey Shore (A)... Promoted to Reading on 8/29 for the remainder of the season... Allowed 1 ER in his last 13 combined appearances between both clubs from 8/12-9/17... **2021:** Began professional career with Clearwater (A)... Transferred to Florida Complex League Phillies (R) on 9/8... Struck out 20 of the 60 total batters he faced (33.3%) and allowed just 5 hits (.122 OPP AVG)... Participated in Florida Instructional League.

YEAR	CLUB	W-L	ERA	G	GS	CG	SHO	SV	IP	H	R	ER	HR	HB	BB	SO	WP	BK	AVG
2021	Clearwater	1-2	11.70	7	1	0	0	0	10.0	4	14	13	1	2	17	16	3	0	.118
	FCL Phillies	0-0	0.00	2	0	0	0	0	2.0	1	0	0	0	0	0	4	0	0	.143
2022	Jersey Shore	3-1	4.74	40	0	0	0	0	43.2	41	28	23	5	1	24	61	8	1	.237
	Reading	1-0	0.84	6	0	0	0	0	10.2	3	1	1	0	0	5	11	4	0	.094
2023	Reading	0-6	8.12	41	0	0	0	1	41.0	35	41	37	6	5	48	64	10	1	.226
Minors Totals		5-9	6.20	96	1	0	0	1	107.1	84	84	74	12	8	94	156	25	2	.209

BALL, BRYCELIN STEVEN (Bryce)... INF... B-T: L-R... **HT:** 6-6; **WT:** 254... **BORN:** July 8, 1998, Mason City, IA... **RESIDES:** Mason City... **HOW OBTAINED:** Selected by Phillies from CLE in the minor league phase of the 2023 Rule 5 Draft... **EDUCATION:** Attended Dallas Baptist University (TX) and North Iowa Area Community College... 2016 graduate of Newman Catholic HS (IA)... **MISC:** Slashed .325/.443/.614 (1.057 OPS) with 12 2B, 18 HR, 54 RBI and 51 BB in 2019 at Dallas Baptist... In 2019, led Missouri Valley Conference hitters in HR, BB and SLG and tied for the lead in RBI... Originally drafted by ATL in 24th round of 2019 MLB Draft.

2023: Began the year with Tennessee (AA) in the CHI organization... Assigned to South Bend (A) on 5/8 and released by the team on 7/3... Assigned to Akron (AA) after signing a minor league contract with CLE on 7/19... Hit 2 HR for the first time since 2019 on 9/9 at Richmond... Overall, had a .989 fielding percentage in 61 games at 1st base (446 TC)... **2022:** Spent the season with Tennessee... Led the Southern League in games played, AB and hits... Slashed .310/.410/.490 (.900 OPS) with 4 2B, 3B, 4 HR and 23 RBI in 27 May games (117 PA)... Had a career-high 6 RBI on 5/12 (gm 2) at Montgomery... Batted .308 (48-156) with RISP... Appeared in 6 postseason games... **2021:** Began the year with Rome (A), was traded to CHI for Joc Pederson on 7/15 and spent the rest of the season with South Bend... With South Bend, had a .406 OPB in 64 PA against LHP... **2020:** Did not play... **2019:** Began professional career with Danville (R)... Slashed .329/.395/.628 (1.023 OPS) with 18 2B, 17 HR and 52 RBI in 62 games with Danville and Rome... Named Appalachian League Player of the Week (6/18-23) after batting .526 (10-19) with 2 HR, 7 RBI and a 1.473 OPS in 19 PA during his first week in professional baseball... Was named Danville Player of the Year by the ATL organization and was an Appalachian League postseason All-Star... Led the Appalachian League in SLG and ranked 2nd in HR and OPS... Appeared in 44 games (all starts) at 1st base... Named best power hitter in ATL's minor league system and an Appalachian League Rookie All-Star by *Baseball America*... Also named a Organization All-Star by MiLB.com.

YEAR	CLUB	AVG	G	AB	R	H	2B	3B	HR	RBI	SH	SF	HP	BB	SO	SB	CS	OBP	SLG	OPS	E
2019	Danville	.324	41	145	37	47	12	0	13	38	0	4	2	22	30	0	0	.410	*.676	1.086	2
	Rome	.337	21	86	14	29	6	0	4	14	0	0	0	4	20	0	0	.367	.547	.914	1
2020	Did not play																				
2021	Rome	.206	54	170	24	35	12	1	6	31	0	4	0	40	59	0	0	.350	.394	.744	6
	South Bend	.207	53	184	24	38	9	1	7	21	0	0	1	40	62	0	0	.351	.380	.731	2
2022	Tennessee	.265	*131	*486	77	*129	31	2	11	76	0	4	2	69	121	1	4	.357	.405	.762	4
2023	Tennessee	.161	16	56	9	9	4	0	1	8	0	1	0	14	28	0	0	.324	.286	.610	0
	South Bend	.237	36	131	11	31	10	0	0	20	0	1	1	16	38	1	1	.322	.313	.635	2
	Akron	.224	43	156	22	35	9	0	8	22	0	0	0	18	46	0	0	.305	.436	.741	3
Minors Totals		.250	395	1414	218	353	93	4	50	230	0	14	6	223	404	2	5	.351	.427	.778	20

* League leader

BATA, ELIECER EDUARDO... RHP... B-T: R-R... **HT:** 6-3; **WT:** 236... **BORN:** March 20, 2004, Achaguas, VZ... **RESIDES:** San Carlos, VZ... **HOW OBTAINED:** Signed by Phillies as an amateur free agent, 12/6/21... **SIGNED BY:** Rafael Álvarez and Jonatan Hernández.

2023: Began the season on the IL (patella tendon injury)... Was reinstated on 6/30 and made his season debut for Dominican Summer League Phillies White (R) at DSL Rangers... (W, 1.0 IP, 0 ER)... **2022:** Began professional career with DSL Phillies White... Made his pro debut, 6/10 at DSL Rangers... Posted a 5.83 SO/BB ratio.

YEAR	CLUB	W-L	ERA	G	GS	CG	SHO	SV	IP	H	R	ER	HR	HB	BB	SO	WP	BK	AVG
2022	DSL Phillies-W	1-2	3.95	10	10	0	0	0	41.0	44	25	18	6	1	6	35	4	0	.265
2023	DSL Phillies-W	1-1	6.55	9	5	0	0	0	22.0	31	19	16	0	1	8	22	2	0	.326
Minors Totals		2-3	4.86	19	15	0	0	0	63.0	75	44	34	6	2	14	57	6	0	.287

BECKEL, BRANDON TAYLOR... RHP... B-T: R-R... **HT:** 6-4; **WT:** 215... **BORN:** October 20, 2001, San Antonio, TX... **RESIDES:** San Antonio... **HOW OBTAINED:** Selected by Phillies in 12th round of 2023 MLB Draft... **SIGNED BY:** Ralph Garr Jr... **EDUCATION:** Attended Texas Tech University... 2020 graduate of Antonian College Prep HS (TX)... **MISC:** During his junior season at Texas Tech in 2023, went 5-2 with a 2.23 ERA (12 ER, 48.1 IP), 67 SO and 20 BB (3.35 SO/BB ratio) in 24 relief appearances. **2023:** Began professional career with Florida Complex League Phillies (R), making his debut on 8/22 vs FCL Blue Jays (1.0 IP, 0 ER, 1 SO)... Promoted to Clearwater (A) on 8/25.

YEAR	CLUB	W-L	ERA	G	GS	CG	SHO	SV	IP	H	R	ER	HR	HB	BB	SO	WP	BK	AVG
2023	FCL Phillies	0-0	0.00	1	0	0	0	0	1.0	1	0	0	0	0	0	1	0	0	.250
	Clearwater	0-0	9.00	3	0	0	0	0	3.0	3	3	3	1	0	2	1	0	0	.273
Minors Totals		0-0	6.75	4	0	0	0	0	4.0	4	3	3	1	0	2	2	0	0	.267

BELTRAN, NOLAN ANDRES... INF... B-T: L-R... **HT:** 5-11; **WT:** 186... **BORN:** January 24, 2005, Barranquilla, Colombia... **RESIDES:** Cartagena, Colombia... **HOW OBTAINED:** Signed by Phillies as an amateur free agent, 1/15/22... **SIGNED BY:** Carlos Salas.

2023: Defensively, appeared in 12 games (all starts) at 2nd base and 21 games (19 starts) at SS for Dominican Summer League Phillies Red (R)... Hit his first professional HR on 6/24 at DSL Cardinals... Hit .375 (18-48) during his 12-game hitting streak, the longest by any Rookie-level player in the Phillies organization, from 6/24-7/15... Set a career high with 3 hits on 6/26 vs DSL Cardinals; had 3 hits again on 7/8 vs DSL Cardinals and on 8/19 vs DSL Angels... Hit .341 (15-44) with 18 RBI with RISP... Assigned to DSL Phillies White on 8/21... Slashed .300/.391/.400 (.791 OPS) with 2 2B and 3 RBI in 6 playoff games with DSL Phillies White (23 PA)... **2022:** Began professional career with DSL Phillies White... Ranked 7th on team in OBP (min. 75 PA).

YEAR	CLUB	AVG	G	AB	R	H	2B	3B	HR	RBI	SH	SF	HP	BB	SO	SB	CS	OBP	SLG	OPS	E
2022	DSL Phillies-W	.226	51	146	24	33	7	0	0	17	3	2	4	31	18	5	3	.372	.274	.646	17
2023	DSL Phillies-R	.297	32	111	23	33	5	2	1	20	0	2	0	15	22	3	4	.375	.405	.780	9
Minors Totals		.257	83	257	47	66	12	2	1	37	3	4	4	46	40	8	7	.373	.331	.704	26

BENA, CRISTOBAL... INF... B-T: L-R... **HT:** 5-10; **WT:** 133... **BORN:** September 17, 2006, Guaymate, DR... **RESIDES:** Higuey, DR... **HOW OBTAINED:** Signed by Phillies as an amateur free agent, 1/15/24... **SIGNED BY:** Bernardo Pérez.

BENNETT, PIERCE RONAYNE... INF/OF... B-T: R-R... **HT:** 6-1; **WT:** 195... **BORN:** June 28, 2001, Baltimore, MD... **RESIDES:** Rosedale, MD... **HOW OBTAINED:** Selected by Phillies in 20th round of 2023 MLB Draft... **SIGNED BY:** Kellan McKeon... **EDUCATION:** Attended Wake Forest University (NC)... 2019 graduate of Gilman School (MD)... **MISC:** In 2023, led Wake Forest in AVG (.353), 2B (19) and had an 11.2 AB/SO ratio, the best in the Atlantic Coast Conference.

2023: Began professional career with Florida Complex League Phillies (R)... Made his debut on 8/1 (gm 1) vs FCL Yankees... Had a 1.000 fielding percentage in 7 appearances (6 starts) at 2nd base and 1 start in RF (37 TC).

YEAR	CLUB	AVG	G	AB	R	H	2B	3B	HR	RBI	SH	SF	HP	BB	SO	SB	CS	OBP	SLG	OPS	E
2023	FCL Phillies	.190	8	21	5	4	1	0	0	5	0	1	2	6	3	0	0	.400	.238	.638	0

BERGOLLA, WILLIAM ALEJANDRO... INF... B-T: L-R... **HT:** 5-11; **WT:** 177... **BORN:** October 20, 2004, Valencia, VZ... **RESIDES:** Valencia... **HOW OBTAINED:** Signed by Phillies as an amateur free agent, 1/15/22... **SIGNED BY:** Rafael Álvarez and William Mota.

2023: Made 32 starts at 2nd base and 22 starts at SS for Clearwater (A)... Had a career-high 4 hits on 6/14 vs Tampa... Was T-5th in the Florida State League in sacrifice hits... Hit .286 (10-35) with a .444 OBP against LHP in 45 PA... Appeared in 6 playoff games... Following the season, rated as having the best strike-zone discipline in the Phillies minor league system by *Baseball America*... At the end of the season, was ranked as the No. 8 and No. 10 prospect in the Phillies organization by *Baseball America* and MLB.com, respectively... **2022:** Began professional career with Dominican Summer League Phillies White (R)... Made his pro debut, 7/21 vs DSL Tigers... Led team in AVG and OBP (min. 75 PA)... Reached base safely in 20 of 24 games... Defensively, made starts at 2nd base (8) and SS (13).

YEAR	CLUB	AVG	G	AB	R	H	2B	3B	HR	RBI	SH	SF	HP	BB	SO	SB	CS	OBP	SLG	OPS	E
2022	DSL Phillies-W	.380	24	71	18	27	3	0	0	14	0	0	1	11	3	2	3	.470	.423	.893	4
2023	Clearwater	.255	55	192	26	49	2	2	0	20	3	3	0	30	17	2	5	.351	.286	.637	5
Minors Totals		.289	79	263	44	76	5	2	0	34	3	3	1	41	20	4	8	.383	.323	.706	9

BINNS, MALIK DAVID LLOYD... RHP... B-T: R-R... **HT:** 6-7; **WT:** 279... **BORN:** January 15, 1999, Chicago, IL... **RESIDES:** Scottsdale, AZ... **HOW OBTAINED:** Selected by Phillies in 18th round of 2021 MLB Draft... **SIGNED BY:** Hilton Richardson... **EDUCATION:** Attended Benedictine University Mesa (AZ) and Waubensee Community College (IL)... 2017 graduate of Bolingbrook HS (IL)... **MISC:** In 2021 with Benedictine, struck out 55 batters in 55.0 innings over 15 games (10 starts).

2023: Made Great Britain's roster for the World Baseball Classic... Made all his appearances with Jersey Shore (A)... Earned the win in his first game with the BlueClaws on 5/24 (gm 1) at Aberdeen... Allowed 2 ER in 8.1 IP over his final 7 appearances of the season from 8/3-9/5... Worked a scoreless inning on 9/14 at Hudson Valley in his lone playoff appearance... **2022:** Began season with Clearwater (A)... Transferred to Florida Complex League Phillies (R) on 6/17 where he finished the season... Combined, held LHH to a .194 AVG (6-31)... Recorded a 0.84 ERA in his first 6 games (1 ER, 10.2 IP)... **2021:** Made professional debut with FCL Phillies... Participated in Florida Instructional League.

BINNS, MALIK (continued)

YEAR	CLUB	W-L	ERA	G	GS	CG	SHO	SV	IP	H	R	ER	HR	HB	BB	SO	WP	BK	AVG
2021	FCL Phillies	0-0	0.00	2	2	0	0	0	3.0	1	0	0	0	0	1	1	0	0	.111
2022	Clearwater	6-0	5.01	17	0	0	0	0	23.1	8	13	13	0	4	25	32	9	0	.113
	FCL Phillies	0-2	6.94	10	0	0	0	0	11.2	16	14	9	0	3	15	13	7	0	.372
2023	Jersey Shore	1-0	6.04	22	0	0	0	0	25.1	29	28	17	0	3	23	28	11	1	.271
Minors Totals		7-2	5.54	51	2	0	0	0	63.1	54	55	39	0	10	64	74	27	1	.235

BLANCO, WILMER RAFAEL... RHP... B-T: R-R... **HT:** 6-2; **WT:** 218... **BORN:** February 21, 2004, Maracay, VZ... **RESIDES:** Turmero, VZ... **HOW OBTAINED:** Signed by Phillies as an amateur free agent, 12/14/21... **SIGNED BY:** Rafael Álvarez and William Mota.

2023: Spent the season with Dominican Summer League Phillies White (R)... Struck out 32.1% (18-56) of batters faced in 4 June starts... Set a career high with 8 SO on 7/17 at DSL Giants Black... Had 8 SO again and went a career-high 7.0 IP on 8/7 vs DSL Twins... Was named DSL Pitcher of the Week (7/24-30) after earning his first professional win on 7/24 vs DSL Colorado (6.0 IP, 0 ER)... Went 2-1 with a 0.98 ERA (3 ER, 27.2 IP) while limiting hitters to a .174 AVG (16-92) over his last 6 outings (5 starts) of the season from 7/10-8/21... Went 1-1 with a 1.23 ERA (1 ER, 7.1 IP) and a 0.68 WHIP (3 H, 2 BB) in 2 postseason appearances (1 start)... **2022:** Began professional career with DSL Phillies White... Made his pro debut, 6/9 vs DSL Brewers.

YEAR	CLUB	W-L	ERA	G	GS	CG	SHO	SV	IP	H	R	ER	HR	HB	BB	SO	WP	BK	AVG
2022	DSL Phillies-W	0-3	5.70	11	6	0	0	0	23.2	25	18	15	1	2	18	25	13	0	.272
2023	DSL Phillies-W	2-2	2.80	11	10	0	0	0	45.0	31	18	14	1	7	19	47	2	0	.205
Minors Totals		2-5	3.80	22	16	0	0	0	68.2	56	36	29	2	9	37	72	15	0	.230

BORTKA, JOSHUA ANDREW (Josh)... RHP... B-T: R-R... **HT:** 6-4; **WT:** 226... **BORN:** July 12, 1999, Kansas City, KS... **RESIDES:** Kansas City... **HOW OBTAINED:** Selected by Phillies in 16th round of 2022 MLB Draft... **SIGNED BY:** Justin Munson... **EDUCATION:** Attended University of Central Missouri... 2018 graduate of Turner HS (KS).

2023: Began the season with Clearwater (A)... Was assigned to Florida Complex League Phillies (R) on 4/30 and called back up to Clearwater on 7/5... Struck out 36.6% (15-41) of batters and limited hitters to a .097 AVG (3-31) in 6 July appearances with the Threshers... Set a career high with 6 SO on 7/5 vs Palm Beach and recorded 6 SO again on 7/19 vs Tampa and 8/18 vs Dunedin... Limited LHH to a .095/.283/.190 (.473 OPS) slash line in 54 PA with Clearwater... Overall, averaged 13.50 SO/9.0 IP... Made 2 scoreless appearances (3.1 IP) and earned 1 SV (9/15 vs Lakeland) in the playoffs... **2022:** Began professional career with FCL Phillies... Made his pro debut, 8/20 at FCL Tigers... Finished season with 3 appearances for Clearwater... Did not allow a run in his first 4 career games (4.0 IP)... Participated in Florida Instructional League.

YEAR	CLUB	W-L	ERA	G	GS	CG	SHO	SV	IP	H	R	ER	HR	HB	BB	SO	WP	BK	AVG
2022	FCL Phillies	1-0	0.00	2	0	0	0	0	2.0	2	0	0	0	0	1	1	1	0	.250
	Clearwater	0-0	3.00	3	0	0	0	0	3.0	4	1	1	0	1	2	6	0	0	.308
2023	Clearwater	1-0	3.68	20	0	0	0	2	29.1	12	13	12	2	8	19	43	1	0	.125
	FCL Phillies	2-0	9.00	8	0	0	0	0	8.0	9	8	8	2	1	9	13	6	0	.265
Minors Totals		4-0	4.46	33	0	0	0	2	42.1	27	22	21	4	10	31	63	8	0	.179

BOYD, EMAARION KENZYUS... OF... B-T: R-R... **HT:** 5-11; **WT:** 183... **BORN:** August 22, 2003, Batesville, MS... **RESIDES:** Batesville... **HOW OBTAINED:** Selected by Phillies in 11th round of 2022 MLB Draft... **SIGNED BY:** Mike Stauffer... **EDUCATION:** 2022 graduate of South Panola HS (MS).

2023: Spent the season with Clearwater (A)... Started 53 games in LF, appeared in 19 games (17 starts) in CF and 11 games (9 starts) in RF... Florida State League rankings: 2nd in SB, T-2nd in HBP, T-8th in runs and T-10th in 3B... Led the Threshers in games played, AB, PA, runs and HBP... Led all Phillies minor league players in SB... Slashed .328/.421/.359 (.780 OPS) with 9 RBI, 7 BB and 10 SB in 19 May games (77 PA)... Had 6 SB on 6/6 at Fort Myers, the most by any single-A player... Hit his first professional HR on 7/23 (gm 1) vs Tampa... Had a 9-game hitting streak from 5/5-18 and a 13-game hitting streak from 6/23-7/16... Was tied for the lead in the FSL with 4 SB during the playoffs (5 games)... At the end of the season, was ranked as the Phillies No. 12 prospect by MLB.com... Following the season, named fastest baserunner in the Phillies minor league system by *Baseball America*... Named a Phillies Organization All-Star by MiLB.com... **2022:** Began professional career with Florida Complex League Phillies (R)... Made pro debut 8/11 vs FCL Yankees... Finished season with Clearwater... Hit safely in 8 of 11 games... Posted a .500 AVG (6-12) against RHP... Participated in Florida Instructional League.

YEAR	CLUB	AVG	G	AB	R	H	2B	3B	HR	RBI	SH	SF	HP	BB	SO	SB	CS	OBP	SLG	OPS	E
2022	FCL Phillies	.345	9	29	6	10	1	0	0	2	0	0	2	5	5	7	2	.472	.379	.851	0
	Clearwater	.429	2	7	1	3	0	0	0	0	0	0	1	0	0	1	0	.500	.429	.929	0
2023	Clearwater	.262	91	343	68	90	8	5	1	36	1	2	22	35	60	56	*18	.366	.324	.690	3
Minors Totals		.272	102	379	75	103	9	5	1	38	1	2	25	40	65	64	20	.377	.330	.707	3

* League leader

BRITO, ERICK LEONARDO ... INF... **B-T:** R-R... **HT:** 5-9; **WT:** 192... **BORN:** May 25, 2002, Ciudad Guayana, VZ... **RESIDES:** Ciudad Guayana... **HOW OBTAINED:** Signed by Phillies as an amateur free agent, 11/29/18... **SIGNED BY:** Rafael Álvarez and Ebert Velásquez.

2023: Began the year with Clearwater (A) and started the season on a 5-game hitting streak... Slashed .440/.462/.480 (.942 OPS) during his 7-game hitting streak from 6/2-11... Promoted to Jersey Shore (A) on 6/12 and was T-4th in the South Atlantic League in sacrifice hits... Overall, appeared in 64 games at SS and 44 games at 2nd base with both clubs... Appeared in 3 postseason games for Jersey Shore... **2022:** Spent season with Clearwater... Recorded a .360 OBP in 21 August games (79 PA)... Following the season, was rated as the best defensive infielder in the Phillies farm system by *Baseball America*... **2021:** Named an Organization All-Star by MiLB.com... Spent entire season with Dominican Summer League Phillies White (R)... Finished 3rd in the DSL in OBP (.470), T-8th in BB (40) and 9th in AVG (.327)... His 20 steals were T-2nd among all Phillies minor league players... Led all short-season Phillies hitters in several offensive categories (min. 125 PA), including AVG, OPS, walks and steals... Had 40 walks to 28 strikeouts... **2020:** Did not play... **2019:** Began professional career with DSL Phillies White... Defensively, made appearances at 2nd base, 3rd base, SS and LF.

YEAR	CLUB	AVG	G	AB	R	H	2B	3B	HR	RBI	SH	SF	HP	BB	SO	SB	CS	OBP	SLG	OPS	E
2019	DSL Phillies-W	.269	21	52	7	14	3	0	0	5	1	1	3	15	9	1	4	.451	.327	.778	4
2020	Did not play																				
2021	DSL Phillies-W	.327	54	153	29	50	4	1	0	21	2	3	4	40	28	20	6	.470	.366	.836	7
2022	Clearwater	.228	97	289	28	66	10	4	1	21	8	0	3	27	56	15	6	.301	.301	.602	12
2023	Clearwater	.278	44	144	21	40	2	2	2	20	1	2	2	15	27	14	3	.350	.361	.711	4
	Jersey Shore	.208	65	197	26	41	6	2	0	25	4	2	9	21	29	15	5	.310	.259	.569	5
Minors Totals		.253	281	835	111	211	25	9	3	92	16	8	21	118	149	65	24	.356	.315	.671	32

BROWN, CAMERON ROBERT (Cam) ... RHP... **B-T:** R-R... **HT:** 6-2; **WT:** 226... **BORN:** October 15, 2001, Lewisville, TX... **RESIDES:** Flower Mound, TX... **HOW OBTAINED:** Selected by Phillies in 10th round of 2023 MLB Draft... **SIGNED BY:** Tommy Field... **EDUCATION:** Attended Texas Christian University... 2020 graduated of Flower Mound HS (TX).

2023: Began professional career with Florida Complex League Phillies (R), making his debut on 8/22 vs FCL Blue Jays... Promoted to Clearwater (A) on 8/25.

YEAR	CLUB	W-L	ERA	G	GS	CG	SHO	SV	IP	H	R	ER	HR	HB	BB	SO	WP	BK	AVG
2023	FCL Phillies	0-0	54.00	1	0	0	0	0	0.1	1	2	2	0	0	3	0	0	0	.500
	Clearwater	0-1	20.25	2	0	0	0	0	1.1	3	4	3	0	0	5	1	2	0	.500
Minors Totals		0-1	27.00	3	0	0	0	0	1.2	4	6	5	0	0	8	1	2	0	.500

CABA, JESUS STARLYN (Starlyn) ... INF... **B-T:** S-R... **HT:** 5-10; **WT:** 171... **BORN:** December 6, 2005, Bonoa, DR... **RESIDES:** Bonoa... **HOW OBTAINED:** Signed by Phillies as an amateur free agent, 1/15/23... **SIGNED BY:** Luis Garcia.

2023: Began professional career with Dominican Summer League Phillies White (R)... On defense, started 30 games at SS and appeared in 1 game at 2nd base... Slashed .391/.440/.478 (.918 OPS) in 25 PA against LHP... Worked 4 BB on 7/17 at DSL Giants Black, tied for the most among any Rookie-level player in the Phillies organization... Had a 5-game SB streak from 7/19-25, the longest by any Rookie-level player in the Phillies organization... Played in the DSL All-Star Game on 7/30, going 1-for-2 with 1 run and SB... Assigned to Florida Complex League Phillies (R) on 8/12... Placed on the IL on 8/17 (left ulnar collateral ligament injury) and remained there for the rest of the season... Ranked as the No. 5 and No. 13 prospect in the Phillies organization by *Baseball America* and MLB.com, respectively, at the end of the year.

YEAR	CLUB	AVG	G	AB	R	H	2B	3B	HR	RBI	SH	SF	HP	BB	SO	SB	CS	OBP	SLG	OPS	E
2023	DSL Phillies-W	.301	38	133	29	40	2	2	0	17	1	1	1	28	16	16	6	.423	.346	.769	2

CABRERA, JEAN CARLOS EDUARDO ... RHP... **B-T:** R-R... **HT:** 6-1; **WT:** 160... **BORN:** October 20, 2001, Maracay, VZ... **RESIDES:** Maracay... **HOW OBTAINED:** Signed by Phillies as an amateur free agent, 7/2/19... **SIGNED BY:** Rafael Álvarez and William Mota.

2023: Spent the season with Clearwater (A)... Tied a career high with 9 SO on 5/18 vs Bradenton... Set a career high in IP with 6.0 on 6/2 vs Dunedin; also went 6.0 IP on 7/20 vs Tampa and 8/3 vs Lakeland... Ranked 2nd in the Florida State League (min. 80.0 IP) in SO/BB ratio (3.91)... Went 2-0 with a 0.73 ERA (ER, 12.1 IP) and a 0.73 WHIP (6 H, 3 BB) while holding hitters to a .143 AVG (6-42) in 2 postseason starts... During the playoffs, led the FSL in IP, was tied for the lead in wins, ranked 2nd in SO (11) and 6th in ERA and WHIP... **2022:** Spent season with Clearwater... Struck out 23.9% (51-213) of batters faced... **2021:** Was the recipient of the Paul Owens Award, given to the best pitcher in the Phillies minor league system; was the first 19-year-old pitcher to win the award since RHP Carlos Carrasco in 2006... Spent first professional season with Dominican Summer League Phillies White (R)... Made his pro debut, 7/12 vs DSL Rangers-2... Finished with the following rankings among qualifying DSL pitchers: 6th in ERA (1.54) & WHIP (0.84), T-9th in OPP AVG (.185) and T-10th in starts (13)... Surrendered just 1 HR and struck out 61 of the 196 batters he faced... Had a 6.10 SO/BB ratio (61 SO/10 BB)... Tossed 24.0 consecutive innings without allowing an ER from 7/23-9/21... **2020:** Did not pitch.

YEAR	CLUB	W-L	ERA	G	GS	CG	SHO	SV	IP	H	R	ER	HR	HB	BB	SO	WP	BK	AVG	
2020	Did not pitch																			
2021	DSL Phillies-W	3-2	1.54	13	13	0	0	0	52.2	34	13	9	1	1	10	61	7	1	.185	
2022	Clearwater	2-4	5.24	12	12	0	0	0	46.1	54	28	27	8	1	28	51	6	0	.295	
2023	Clearwater	5-7	4.32	19	13	0	0	1	81.1	108	48	39	3	4	22	86	7	1	.325	
Minors Totals		10-13	3.74	44	38	0	0	1	180.1	196	89	75	12	6	60	198	20	2	.280	

CAICUTO, LUIS ALEJANDRO... C... B-T: R-R... HT: 5-10; WT: 180... BORN: March 5, 2003, Lecheria, VZ... RESIDES: Delray Beach, FL... HOW OBTAINED: Selected by Phillies from ARI in the minor league phase of the 2023 Rule 5 Draft... MISC: Originally signed by ARI as a non-drafted free agent, 7/2/19... SIGNED BY: César Gerónimo and Gregory Blanco.

2023: Began the year on the IL... Reinstated and transferred to Arizona Complex League D-Backs Black (R), where he spent most of his season, on 6/5... Assigned to ACL D-Backs Red twice (8/4 and 8/23)... **2022:** Spent the season with ACL D-Backs Red... Led the club in OBP (min. 75 PA)... Clubbed his first professional HR on 7/15 at ACL Giants Black... Slashed .362/.457/.493 (.950 OPS) against RHP (83 PA)... Appeared in 20 games at catcher, throwing out 28.6% (8-28) of attempted base stealers... **2021:** Began professional career with ACL D-Backs... Collected his first professional hit on 7/31 (gm 2) vs ACL Rockies.

YEAR	CLUB	AVG	G	AB	R	H	2B	3B	HR	RBI	SH	SF	HP	BB	SO	SB	CS	OBP	SLG	OPS	E
2021	ACL D-Backs	.200	7	10	0	2	0	0	0	1	0	0	1	0	2	0	0	.273	.200	.473	1
2022	ACL D-Backs-R	.352	30	91	11	32	4	1	1	8	2	0	3	10	13	2	2	.433	.451	.884	3
2023	ACL D-Backs-B	.063	8	16	3	1	1	0	0	2	0	1	1	5	6	0	0	.304	.125	.429	2
	ACL D-Backs-R	.333	1	3	1	1	0	0	0	0	0	0	1	1	0	0	0	.500	.333	.833	0
	ACL Combined	.105	9	19	4	2	1	0	0	2	0	1	1	6	7	0	0	.333	.158	.491	2
Minors Totals		.300	46	120	15	36	5	1	1	11	2	1	5	16	22	2	2	.401	.383	.784	6

CALDERON, JAEDEN JEFFERSON... OF... B-T: R-R... HT: 6-1; WT: 218... BORN: September 17, 2005, Miramar, FL... RESIDES: Santo Domingo, DR... HOW OBTAINED: Signed by Phillies as an amateur agent, 1/15/23... SIGNED BY: Victor Santana.

2023: Began professional career with Dominican Summer League Phillies Red (R)... Led the team in games played and SB and was tied for the lead in HR... Hit his first professional HR on 6/24 at DSL Cardinals... Appeared in 22 games (19 starts) in LF, 10 games (9 starts) in RF and 7 games (all starts) at 1st base... Slashed .343/.410/.429 (.839 OPS) with 9 RBI and 6 SB in 11 August games (39 PA)... Assigned to DSL Phillies White on 8/21 and played in 4 postseason games, going 3-for-11 with 2 XBH.

YEAR	CLUB	AVG	G	AB	R	H	2B	3B	HR	RBI	SH	SF	HP	BB	SO	SB	CS	OBP	SLG	OPS	E
2023	DSL Phillies-R	.276	42	123	20	34	8	3	3	23	0	0	5	24	34	13	5	.414	.463	.877	2

CARDOZA, VICTOR MANUEL... OF... B-T: R-R... HT: 5-8; WT: 189... BORN: January 19, 2006, Puerto Cabello, VZ... RESIDES: Puerto Cabello... HOW OBTAINED: Signed by Phillies as an amateur free agent, 1/15/23... SIGNED BY: Jonatan Hernández.

2023: Began professional career with Dominican Summer League Phillies Red (R)... Hit his first professional HR on 6/15 at DSL Twins... Appeared in 4 games (3 starts) in LF, 26 games (22 starts) in CF and 8 games (6 starts) in RF... Tied for the Phillies short-season minor league lead in triples... Assigned to DSL Phillies White on 8/21 and appeared in 1 postseason game for the team.

YEAR	CLUB	AVG	G	AB	R	H	2B	3B	HR	RBI	SH	SF	HP	BB	SO	SB	CS	OBP	SLG	OPS	E
2023	DSL Phillies-R	.241	39	112	19	27	4	4	1	13	0	1	7	13	34	7	4	.353	.375	.728	2

CARELA, LENY MANUEL... INF/O... B-T: R-R... HT: 5-11; WT: 155... BORN: October 9, 2004, Santiago de los Caballeros, DR... RESIDES: Santiago de los Caballeros... HOW OBTAINED: Signed by Phillies as an amateur free agent, 1/15/22... SIGNED BY: Andrés Hiraldo and José Guzman.

2023: Spent the season with Dominican Summer League Phillies White (R)... Defensively, appeared in games at 2nd base, 3rd base, SS, and all 3 OF positions... Had a career-high 3 hits on 7/8 at DSL NYY Bombers... Slashed .419/.471/.484 (.955 OPS) with 8 RBI and 4 SB in 15 July games (34 PA)... Batted .300 (12-40) with RISP... Went 1-for-4 with a SB in 3 postseason games... **2022:** Began professional career with DSL Phillies White... Made his pro debut, 6/11 at DSL Phillies Red... Recorded a .455 OBP and .840 OPS in 11 August games (33 PA).

YEAR	CLUB	AVG	G	AB	R	H	2B	3B	HR	RBI	SH	SF	HP	BB	SO	SB	CS	OBP	SLG	OPS	E
2022	DSL Phillies-W	.260	38	96	12	25	3	0	0	10	1	2	0	19	18	10	4	.376	.292	.668	6
2023	DSL Phillies-W	.264	39	87	14	23	4	1	0	15	1	1	2	9	26	7	5	.343	.333	.676	5
Minors Totals		.262	77	183	26	48	7	1	0	25	2	3	2	28	44	17	9	.361	.311	.672	11

CARR, JARED MICHAEL... OF... B-T: L-R... HT: 6-0; WT: 200... BORN: May 24, 1999, Martinsburg, WV... RESIDES: Martinsburg... HOW OBTAINED: Selected by Phillies in 13th round of 2021 MLB Draft... SIGNED BY: Timi Moni... EDUCATION: 2021 graduate of Shepherd University (WV)... 2017 graduate of St. James School (MD)... MISC: In his collegiate senior season, hit .375 with 12 doubles, 11 HR, 41 RBI, 38 runs, 25 stolen bases, .447 OBP and .727 SLG in 37 games and was named to the National Collegiate Baseball Writers Association First Team All-Atlantic Region and First Team All-Pennsylvania State Athletic Conference East... During his 4-year collegiate career, posted a .385/.454/.646 slash line in 127 games... Had a .985 fielding percentage in 200 total chances.

2023: Spent the year with Jersey Shore (A)... Led the BlueClaws in SB... Hit a HR in back-to-back games for the first time in his professional career (4/26-27)... Slashed .346/.393/.577 (.970 OPS) during his season-high 7-game hitting streak from 8/3-11... Defensively, made appearances at all 3 OF positions... Played in 3 playoff games... **2022:** Spent entire season with Jersey Shore... Posted a .398 OBP and reached base safely in 17 of 21 July games (83 PA)... Made starts at every OF position... **2021:** Began professional career with Clearwater (A)... With RISP, hit .421 (8-19), 2 2B, HR, 13 RBI, 5 BB, 3 SO and a 1.203 OPS... Reached base safely in 13 straight games (.420 OBP), 8/20-9/7... Started at each OF position... Participated in Florida Instructional League.

SCOUTING & PLAYER DEV.

CARR, JARED (continued)

YEAR	CLUB	AVG	G	AB	R	H	2B	3B	HR	RBI	SH	SF	HP	BB	SO	SB	CS	OBP	SLG	OPS	E
2021	Clearwater	.277	32	101	18	28	4	1	4	17	0	2	3	17	32	7	3	.390	.455	.846	0
2022	Jersey Shore	.216	114	371	46	80	13	1	2	19	2	1	12	46	119	16	9	.321	.272	.593	5
2023	Jersey Shore	.235	102	328	50	77	15	3	4	37	1	3	3	45	98	23	5	.330	.335	.665	3
Minors Totals		.231	248	800	114	185	32	5	10	73	3	6	18	108	249	46	17	.334	.321	.655	8

CASANOVA, MAYLERSON... OF... B-T: S-R... **HT:** 5-11; **WT:** 165... **BORN:** November 13, 2006, San Cristóbal, DR... **RESIDES:** San Cristóbal... **HOW OBTAINED:** Signed by Phillies as an amateur free agent, 1/15/24... **SIGNED BY:** Luis García.

CASTELLANO, EIBERSON JOSÉ... RHP... B-T: R-R... **HT:** 6-3; **WT:** 230... **BORN:** May 9, 2001, Maracaibo, VZ... **RESIDES:** Maracaibo... **HOW OBTAINED:** Signed by Phillies as an amateur free agent, 7/2/18... **SIGNED BY:** Rafael Álvarez and Rómulo Oliveros.

2023: Assigned to Clearwater (A), where he made all of his 22 appearances, on 6/9... Had 41 SO in 30.1 IP in his 15 outings as a reliever (12.16 SO/9.0 IP)... Pitched in 3 postseason games... **2022:** Spent entire season with Clearwater (A)... Limited RHH to a .169 AVG (20-118)... Averaged 12.18 SO/9.0 IP (23 SO/17.0 IP) over 4 starts in June... **2021:** Spent entire season with Dominican Summer League Phillies White (R)... With RISP, held opponents to a .128/.277/.128 slash line with 0 XBH in 47 PA... Limited RHH to a .141 AVG (11-78) and .192 SLG... In 7 August appearances, posted a 0.64 ERA (1 ER, 14.0 IP)... Following the season, pitched for Zulia in the Venezuelan Winter League... **2020:** Pitched for Zulia in the VWL... **2019:** Did not pitch.

YEAR	CLUB	W-L	ERA	G	GS	CG	SHO	SV	IP	H	R	ER	HR	HB	BB	SO	WP	BK	AVG	
2019	Did not pitch																			
2020	Did not pitch																			
2021	DSL Phillies-W	2-1	1.09	16	1	0	0	3	33.0	17	7	4	1	6	16	36	2	0	.148	
2022	Clearwater	1-3	3.51	17	8	0	0	0	51.1	37	24	20	4	10	18	61	4	1	.207	
2023	Clearwater	3-2	5.04	22	7	0	0	0	50.0	55	29	28	3	6	28	58	5	0	.276	
Minors Totals		6-6	3.48	55	16	0	0	3	134.1	109	60	52	8	22	62	155	11	1	.221	

CASTILLO, CHAD... INF... B-T: L-R... **HT:** 6-3; **WT:** 220... **BORN:** April 19, 2000, Orange, CA... **RESIDES:** Santa Ana, CA... **HOW OBTAINED:** Selected by Phillies in 9th round of 2022 MLB Draft... **SIGNED BY:** Zach Friedman... **EDUCATION:** 2022 graduate of California Baptist University... 2018 graduate of Foothill HS (CA)... **MISC:** In his collegiate senior season, posted a slash line of .386/.442/.635 with 23 doubles, 11 HR, 69 RBI and 13 stolen bases... Was voted to the All-Western Athletic Conference First Team and NCAA Division-I All-West Region Second Team by the American Baseball Coaches Association... During his 4-year collegiate career, posted a .353/.414/.503 slash line in 178 games.

2023: Defensively, appeared in 48 games (46 starts) at 1st base for Clearwater (A)... Was on the IL from 4/12-21 (right knee sprain) and 6/10-24 (right shin contusion), which included a rehab stint with Florida Complex League Phillies (R)... Had 2 SB for the first time in his professional career on 4/30 vs St. Lucie... Slashed .342/.407/.532 (.939 OPS) with 4 HR and 12 RBI in 23 games (91 PA) in August and September... Batted .250 (5-20) with 2 2B and 2 RBI in 5 playoff games... **2022:** Began professional career with Clearwater... Made his pro debut, 8/2 at Tampa... Posted a .325 AVG, .478 SLG and .803 OPS in 18 August games (77 PA)... Participated in Florida Instructional League.

YEAR	CLUB	AVG	G	AB	R	H	2B	3B	HR	RBI	SH	SF	HP	BB	SO	SB	CS	OBP	SLG	OPS	E
2022	Clearwater	.233	24	86	8	20	8	0	3	8	0	0	1	10	27	0	0	.320	.430	.750	0
2023	Clearwater	.246	72	248	36	61	10	0	11	37	0	4	12	21	65	4	3	.330	.419	.749	5
	FCL Phillies	.273	2	11	1	3	1	0	1	3	0	0	0	2	0	0	0	.273	.636	.909	0
Minors Totals		.243	98	345	45	84	19	0	15	48	0	4	13	31	94	4	3	.326	.429	.755	5

CASTILLO, STARLYN... RHP... B-T: R-R... **HT:** 5-11; **WT:** 210... **BORN:** February 24, 2002, Pimentel, DR... **RESIDES:** Santo Domingo, DR... **HOW OBTAINED:** Signed by Phillies as an amateur free agent, 7/2/18... **SIGNED BY:** Carlos Salas and Franklin Felida.

2023: Began the year with Clearwater (A)... Assigned to Florida Complex League Phillies (R) on 5/13... Earned his first professional win on 6/5 at FCL Blue Jays (1.0 IP, 0 ER, 3 SO)... Set career highs in SO (8) and IP (6.0) on 8/7 at FCL Blue Jays... **2022:** Was on the IL (right elbow surgery), beginning of season-7/1, which included a rehab assignment at FCL Phillies... After his rehab stint, finished season with Clearwater... Combined, posted a 2.93 SO/BB ratio (44 SO, 15 BB)... Participated in Florida Instructional League... **2021:** Pitched for Clearwater... In 3 starts, posted a 0.82 ERA (1 ER, 11.0 IP) with 12 SO while allowing 6 hits and 2 BB... Held RHH to a .150/.261/.225 slash line (46 PA)... Was placed on the IL, 6/9, with a right elbow strain and missed the remainder of the season... **2020:** Participated in FIL... **2019:** Began professional career with Gulf Coast League Phillies East (R)... Participated in FIL... **2018:** Participated in FIL.

YEAR	CLUB	W-L	ERA	G	GS	CG	SHO	SV	IP	H	R	ER	HR	HB	BB	SO	WP	BK	AVG
2019	GCL Phillies-E	0-2	7.71	5	4	0	0	0	9.1	9	8	8	0	0	8	10	1	1	.257
2020	Did not pitch																		
2021	Clearwater	0-2	4.35	6	3	0	0	0	20.2	17	10	10	1	2	10	20	0	0	.218
2022	FCL Phillies	0-1	5.68	4	3	0	0	0	12.2	19	8	8	0	2	1	15	1	3	.333
	Clearwater	0-7	11.67	10	8	0	0	0	27.0	38	37	35	7	8	14	29	6	0	.333
2023	Clearwater	0-1	8.76	4	3	0	0	0	12.1	17	14	12	0	2	11	16	2	1	.327
	FCL Phillies	3-2	5.60	12	6	0	0	0	35.1	38	27	22	2	5	21	40	2	2	.270
Minors Totals		3-15	7.29	41	27	0	0	0	117.1	138	104	95	10	19	65	130	12	7	.289

CASTILLO, WINIFER STWARD ... OF ... B-T: R-R... **HT:** 6-3; **WT:** 182... **BORN:** November 15, 2006, Las Yayas, DR... **RESIDES:** Santo Domingo, DR... **HOW OBTAINED:** Signed by Phillies as an amateur free agent, 1/15/24... **SIGNED BY:** Víctor Santana.

CHARLES, JENDRY ... RHP ... B-T: R-R... **HT:** 6-2; **WT:** 234... **BORN:** April 25, 2002, Higuey, DR... **RESIDES:** Higuey... **HOW OBTAINED:** Signed by Phillies as an amateur free agent, 3/10/23... **SIGNED BY:** Bernardo Pérez.

2023: On the IL (right shoulder impingement syndrome) to begin the season... Activated by Dominican Summer League Phillies White (R) on 7/7 and made his professional debut on 7/8 at DSL NYY Bombers... Transferred to DSL Phillies Red on 8/17... Overall, held RHH to a .167 AVG (4-24).

YEAR	CLUB	W-L	ERA	G	GS	CG	SHO	SV	IP	H	R	ER	HR	HB	BB	SO	WP	BK	AVG
2023	DSL Phillies-W	1-0	3.00	5	0	0	0	0	9.0	6	3	3	1	3	5	7	0	0	.194
	DSL Phillies-R	0-0	81.00	1	0	0	0	0	0.1	1	3	3	0	0	2	0	1	0	.500
	DSL Combined	1-0	5.79	6	0	0	0	0	9.1	7	6	6	1	3	7	7	1	0	.212
Minors Totals		1-0	5.79	6	0	0	0	0	9.1	7	6	6	1	3	7	7	1	0	.212

CHENAULT, ETHAN TAYLOR ... RHP ... B-T: R-R... **HT:** 6-5; **WT:** 221... **BORN:** March 28, 2001, Lynchburg, VA... **RESIDES:** Forest, VA... **HOW OBTAINED:** Selected by Phillies in 18th round of 2023 MLB Draft... **SIGNED BY:** Kellan McKeon... **EDUCATION:** Attended University of North Carolina Wilmington... 2020 graduate of The Miller School of Albemarle (VA)... **MISC:** Coached by former Phillies relief pitcher Billy Wagner in high school.

CHIRINOS, EDWAR JAVIER ... LHP ... B-T: L-L... **HT:** 5-10; **WT:** 188... **BORN:** April 20, 2005, Valencia, VZ... **RESIDES:** Valencia... **HOW OBTAINED:** Signed by Phillies as an amateur free agent, 1/15/22... **SIGNED BY:** Rafael Álvarez and Jonatan Hernández.

2023: Spent the season with Dominican Summer League Phillies Red (R)... Was tied for the lead among all Phillies short-season minor leaguers and finished T-2nd in the DSL in wins... Led DSL Phillies Red pitchers in appearances... Set career highs in SO (8) and IP (5.0) on 7/19 vs DSL Mets Blue... **2022:** Began professional career with DSL Phillies Red... Made his pro debut, 6/7 vs DSL Rangers... Struck out 31.4% (33-105) of total batters faced... Held LHH to a .118 AVG (2-17).

YEAR	CLUB	W-L	ERA	G	GS	CG	SHO	SV	IP	H	R	ER	HR	HB	BB	SO	WP	BK	AVG
2022	DSL Phillies-R	2-0	2.49	13	1	0	0	3	25.1	20	11	7	0	2	13	33	4	2	.222
2023	DSL Phillies-R	6-2	6.55	16	3	0	0	2	34.1	38	32	25	3	2	31	37	12	2	.286
Minors Totals		8-2	4.83	29	4	0	0	5	59.2	58	43	32	3	4	44	70	16	4	.260

CIJNTJE, NATHANAEL ELIJAH JOSEPH ... OF ... B-T: R-R... **HT:** 5-9; **WT:** 166... **BORN:** January 16, 2007, Willemstad, Curaçao... **RESIDES:** Willemstad... **HOW OBTAINED:** Signed by Phillies as an amateur free agent, 1/16/24... **SIGNED BY:** Oneri Fleita and Quincy Martina.

COLMENAREZ, JOSÉ LEONARDO ... C ... B-T: R-R... **HT:** 5-8; **WT:** 224... **BORN:** November 24, 2002, Mariara, VZ... **RESIDES:** Maracay, VZ... **HOW OBTAINED:** Signed by Phillies as an amateur free agent, 7/2/19... **SIGNED BY:** Rafael Álvarez and William Mota.

2023: Spent the season with Florida Complex League Phillies (R)... Was on the IL from 6/18-7/27 (right thumb dislocation)... **2022:** Spent season with Dominican Summer League Phillies Red (R)... Threw out 56.0% (14-25) of runners attempting to steal... Posted a .992 fielding percentage (1 error in 125 total chances)... Ranked 2nd on the team in OPS... Reached base in 9 of 10 August games, posting a .455 OBP and .997 OPS... **2021:** Began professional career with DSL Phillies White... In 20 games (18 starts) at catcher, posted a .992 fielding percentage (1 error in 122 total chances) and threw out 35.0% (7-20) of base runners attempting to steal... **2020:** Did not play.

YEAR	CLUB	AVG	G	AB	R	H	2B	3B	HR	RBI	SH	SF	HP	BB	SO	SB	CS	OBP	SLG	OPS	E
2020	Did not play																				
2021	DSL Phillies-W	.190	21	42	7	8	1	0	0	8	0	0	3	5	11	3	2	.320	.214	.534	1
2022	DSL Phillies-R	.250	29	56	19	14	6	1	2	9	0	1	7	13	17	6	4	.442	.500	.942	1
2023	FCL Phillies	.182	9	11	1	2	1	0	0	2	0	0	1	1	4	0	0	.308	.273	.581	1
Minors Totals		.220	59	109	27	24	8	1	2	19	0	1	11	19	32	9	6	.386	.367	.753	3

CONTRERAS, EFRAIN... RHP... B-T: R-R... **HT:** 5-10; **WT:** 185... **BORN:** January 2, 2000, Juárez, MX... **RESIDES:** Juárez... **HOW OBTAINED:** Signed by Phillies as a minor league free agent, 12/16/23... **MISC:** Originally signed by SD as an amateur free agent, 7/8/17.

2023: Spent the season with San Antonio (AA) in the SD organization... Led the club in SO and IP... Earned his first win since 2019 on 5/11 vs Corpus Christi (6.0 IP, 0 ER, 8 SO)... Had a 3.88 SO/BB ratio (31 SO, 8 BB) in 5 May starts and struck out 31.8% of batters faced (34-107) in 5 starts in June... Had at least 6 SO in 7 consecutive games from 5/23-6/28, tied for the longest such streak in the Texas League... Pitched in 1 post-season game... **2022:** Made all of his appearances with Fort Wayne (A) after beginning the year on the IL... Posted a 2.45 ERA (5 ER, 18.1 IP) and a 0.93 WHIP (10 H, 7 BB) in 5 appearances (4 starts) for Peoria in the Arizona Fall League... **2021:** Missed the entire season recovering from Tommy John surgery... **2020:** Did not pitch... **2019:** Spent the season with Fort Wayne... Went 3-0 with a 2.81 ERA (8 ER, 25.2 IP) and limited hitters to a .194 AVG (18-93) in 5 May starts... On the temporary inactive list from 6/28-7/2... In 5 starts in August, went 2-0 with a 2.10 ERA (6 ER, 25.2 IP)... Transferred to Lake Elsinore (A) on 9/3 and pitched 4.0 scoreless innings in his lone playoff appearance on 9/11 vs Visalia... **2018:** Began professional career with Dominican Summer League Padres (R), where he averaged 11.64 SO/9.0 IP, posted a 8.33 SO/BB ratio and struck out 33.8% of batters faced (25-74)... Transferred to Arizona League Padres 1 (R) on 6/26 and led the team in SO... Set career highs in SO (10) and IP (7.0) on 7/11 at AZL Reds... Promoted to Tri-City (A) on 8/28... With all three teams, had a 1.09 ERA (4 ER, 33.0 IP) and a 0.88 WHIP (22 H, 7 BB) in 9 relief appearances.

YEAR	CLUB	W-L	ERA	G	GS	CG	SHO	SV	IP	H	R	ER	HR	HB	BB	SO	WP	BK	AVG
2018	DSL Padres	0-0	1.40	5	3	0	0	1	19.1	12	4	3	1	1	3	25	1	0	.171
	AZL Padres-1	1-3	2.72	9	4	0	0	0	43.0	36	15	13	3	3	9	44	3	1	.231
	Tri-City	1-0	0.00	2	0	0	0	0	6.0	1	0	0	0	0	2	7	0	0	.056
2019	Fort Wayne	6-6	3.61	25	23	0	0	0	109.2	97	49	44	12	6	32	121	15	1	.236
2020	Did not pitch																		
2021	Injured - Did not pitch																		
2022	Fort Wayne	0-5	5.74	17	17	0	0	0	53.1	64	35	34	7	5	25	64	6	2	.300
2023	San Antonio	6-7	4.92	35	17	0	0	4	97.0	87	59	53	14	4	49	117	5	3	.239
Minors Totals		14-21	4.03	93	64	0	0	5	328.1	297	162	147	37	19	120	378	30	7	.241

CORNELIUS, CHRISTOPHER JAMES (Chris)... INF/OF... B-T: R-R... **HT:** 6-0; **WT:** 195... **BORN:** September 4, 1997, St. Louis, MO... **RESIDES:** Columbia, MO... **HOW OBTAINED:** Selected by Phillies in 16th round of 2019 MLB Draft... **SIGNED BY:** Justin Munson... **EDUCATION:** Attended University of Missouri... 2016 graduate of St. John Vianney HS (MO).

2022-23: Did not play... **2021:** Began season with Jersey Shore (A)... Was on the IL, 5/21-7/28, with a left hamstring strain, which included a rehab assignment to Florida Complex League Phillies (R)... Promoted to Reading (AA), 8/6... Defensively, made starts at 2nd base (29), 3rd base (9) and SS (2)... **2020:** Participated in Florida Instructional League... **2019:** Made professional debut with Gulf Coast League Phillies West (R)... Participated in FL.

YEAR	CLUB	AVG	G	AB	R	H	2B	3B	HR	RBI	SH	SF	HP	BB	SO	SB	CS	OBP	SLG	OPS	E
2019	GCL Phillies-W	.167	3	6	0	1	0	0	0	0	0	0	1	1	0	0	0	.375	.167	.542	0
2020	Did not play																				
2021	Jersey Shore	.263	13	38	3	10	0	1	0	4	0	2	2	2	14	0	0	.318	.316	.634	1
	FCL Phillies	.400	2	5	2	2	0	0	0	1	0	0	0	0	0	0	0	.400	.400	.800	1
	Reading	.220	26	91	11	20	5	0	1	5	1	0	0	3	23	0	1	.245	.308	.552	2
2022	Did not play																				
2023	Did not play																				
Minors Totals		.236	44	140	16	33	5	1	1	10	1	2	3	6	38	0	1	.278	.307	.585	4

CRAWFORD, JUSTIN... OF... B-T: L-R... **HT:** 6-4; **WT:** 188... **BORN:** January 13, 2004, Phoenix, AZ... **RESIDES:** Las Vegas, NV... **HOW OBTAINED:** Selected by Phillies in 1st round (17th overall) of 2022 MLB Draft... **SIGNED BY:** Zach Friedman... **EDUCATION:** 2022 Graduate of Bishop Gorman HS (NV)... **MISC:** Was named 2022 Male Athlete of the Year by the *Las Vegas Sun*... In his senior season, posted a .503 AVG (77-153) with 17 2B, 8 3B, 5 HR, 52 RBI, 20 SB, a .553 OBP and a 1.379 OPS in 42 games... Son of former ML All-Star Carl Crawford.

2023: Began the year with Clearwater (A)... Led the Threshers in hits and triples and was tied for the lead in doubles... Overall, made 77 starts in CF... Florida State League rankings: 3rd in SB, T-5th in triples, and T-8th in RBI... Slashed .588/.588/1.000 (1.588 OPS) with 3 2B, 2 3B, 4 RBI and 4 SB in 17 PA from 5/29-6/4, earning MLB Pipeline Prospect Team of the Week and FSL Player of the Week honors... Hit his first professional HR on 7/5 vs Palm Beach... Played in the All-Star Futures Game on 7/8... Promoted to Jersey Shore (A) on 8/14... On the temporary inactive list from 7/7-9 and 8/25-28... Named Phillies Minor League Hitter of the Month in August after slashing .412/.474/.632 (1.106 OPS) with 7 2B, 3B, 2 HR, 19 RBI, 9 BB and 6 SB in 17 total games... Appeared in 3 playoff games for Jersey Shore... Named FSL MVP, FSL Top MLB Prospect, a FSL Postseason All-Star and a *Baseball America* Low Class A All-Star... At the end of the season, listed as the No. 2 and No. 3 prospect in the Phillies organization by *Baseball America* and MLB.com, respectively, and the No. 77 prospect in the minor leagues by MLB.com... Named a Phillies Organization All-Star by MiLB.com... Named best hitter for average, best athlete and best defensive outfielder in the Phillies system by *Baseball America* following the season... **2022:** Began professional career with Florida Complex League Phillies (R)... Made pro debut, 8/9 at FCL Yankees and stole 3 bases... Finished season with Clearwater... Started his career with a 5-game on-base streak... Participated in Florida Instructional League... Following the season, was named the No. 4 prospect in the Phillies organization by *Baseball America*.

CRAWFORD, JUSTIN (continued)

YEAR	CLUB	AVG	G	AB	R	H	2B	3B	HR	RBI	SH	SF	HP	BB	SO	SB	CS	OBP	SLG	OPS	E
2022	FCL Phillies	.297	11	37	6	11	0	1	0	5	0	0	1	5	6	8	3	.395	.351	.746	0
	Clearwater	.143	5	21	2	3	0	0	0	0	0	0	2	9	2	1	.217	.143	.360	0	
2023	Clearwater	.344	69	276	51	95	16	6	3	60	2	3	2	25	53	40	7	.399	.478	.877	6
	Jersey Shore	.288	18	73	20	21	6	2	0	4	0	0	2	7	16	7	1	.366	.425	.791	1
Minors Totals		.319	103	407	79	130	22	9	3	69	2	3	5	39	84	57	12	.383	.440	.823	7

DALLAS, JACKSON ANTHONY (Jack) ... RHP ... B-T: R-R... **HT:** 5-9; **WT:** 213... **BORN:** December 18, 1998, Beaumont, TX... **RESIDES:** Orange, TX... **HOW OBTAINED:** Signed by Phillies as a non-drafted free agent, 7/29/22... **SIGNED BY:** Ralph Garr Jr... **EDUCATION:** 2022 graduate of Lamar University (TX)... 2017 graduate of West Orange-Stark HS (TX).

2023: Began the year with Clearwater (A)... Earned his first professional win on 4/9 at Bradenton (2.0 IP, 0 ER)... Led all Phillies minor league pitchers (min. 65.0 IP) in ERA (1.79)... Did not allow an ER in his first 11 games (17.1 IP)... With Clearwater, held LHH to a .175 AVG (7-40)... Set career highs in SO (5) and IP (3.0) on 5/13 at Dunedin... Was tied for the lead among Threshers and was T-4th in the Florida State League in SV... Promoted to Jersey Shore (A) on 6/12... Was T-6th in the South Atlantic League in wins... Struck out 34.2% (13-38) of hitters in 7 July appearances... Made 2 postseason appearances, pitching 4.1 scoreless innings and holding hitters to a .071 AVG (1-14)... **2022:** Began professional career with Clearwater... Made pro debut, 8/17 at Daytona... Did not allow a run and only gave up 2 hits in 6 appearances (7.2 IP)... Struck out 35.7% (10-28) of batters faced... Participated in Florida Instructional League.

YEAR	CLUB	W-L	ERA	G	GS	CG	SHO	SV	IP	H	R	ER	HR	HB	BB	SO	WP	BK	AVG
2022	Clearwater	0-0	0.00	6	0	0	0	1	7.2	2	0	0	0	0	5	10	0	0	.087
2023	Clearwater	2-2	0.60	19	0	0	0	7	30.0	25	8	2	0	2	12	31	0	0	.227
	Jersey Shore	7-2	2.80	23	0	0	0	0	35.1	24	15	11	1	0	11	38	5	0	.188
Minors Totals		9-4	1.60	48	0	0	0	8	73.0	51	23	13	1	2	28	79	5	0	.195

DE FREITAS, ARTURO ... C ... B-T: R-R... **HT:** 6-0; **WT:** 200... **BORN:** May 28, 2001, Maracay, VZ... **RESIDES:** Caracas, VZ... **HOW OBTAINED:** Signed by Phillies as an amateur free agent, 3/15/18... **SIGNED BY:** Ebert Velásquez.

2023: Began the season with Jersey Shore (A)... Tied a career high with 3 hits on 4/16 vs Greensboro... Promoted to Reading (AA) on 8/7... Threw out 26.9% (14-52) of attempted base stealers between both teams... **2022:** Began season with Clearwater (A)... Promoted to Jersey Shore, 8/1 and finished the season there... Combined, threw out 42.7% (50-117) of base runners attempting to steal... Posted a slash line of .300/.364/.440 in 14 April games (55 PA)... **2021:** Split time between Florida Complex League Phillies (R) and Clearwater... Threw out 42.1% (8-19) of base runners attempting to steal... Was on the IL, 8/15-9/3, with a right finger contusion... Participated in Florida Instructional League... **2019-20:** Did not play... **2018:** Began professional career with Dominican Summer League Phillies White (R)... Hit .440 (11-25) with RISP and 2 outs... Caught 9 of 27 (33.3%) base runners attempting to steal in 18 games (14 starts) at catcher... Also started 17 games at 1st base and made 1 appearance at 3rd base... Participated in FIL.

YEAR	CLUB	AVG	G	AB	R	H	2B	3B	HR	RBI	SH	SF	HP	BB	SO	SB	CS	OBP	SLG	OPS	E
2018	DSL Phillies-W	.266	59	173	30	46	16	1	3	28	0	2	10	28	39	3	1	.394	.422	.816	2
2019	Did not play																				
2020	Did not play																				
2021	FCL Phillies	.250	8	20	5	5	3	0	0	5	0	0	0	2	3	1	0	.318	.400	.718	0
	Clearwater	.176	13	34	2	6	0	0	0	2	0	0	3	1	9	0	0	.263	.176	.440	2
2022	Clearwater	.228	62	219	26	50	9	1	5	18	0	1	1	17	65	0	1	.286	.347	.633	4
	Jersey Shore	.082	21	61	3	5	1	0	0	4	0	2	1	3	25	0	0	.134	.098	.232	2
2023	Jersey Shore	.162	36	105	7	17	2	0	0	6	0	1	1	9	39	0	0	.233	.181	.414	3
	Reading	.000	1	3	0	0	0	0	0	0	0	0	0	2	0	0	0	.000	.000	.000	1
Minors Totals		.210	200	615	73	129	31	2	8	63	0	6	16	60	182	4	2	.294	.306	.600	14

DE LA CRUZ, ALEXIS MANUEL ... RHP ... B-T: R-R... **HT:** 6-4; **WT:** 254... **BORN:** September 20, 2004, Sosua, DR... **RESIDES:** Puerto Plata, DR... **HOW OBTAINED:** Signed by Phillies as an amateur free agent, 1/15/23... **SIGNED BY:** José Guzman.

2023: Began professional career with Dominican Summer League Phillies White (R)... Earned his first professional win on 7/25 at DSL Giants Orange (5.0 IP, 2 ER, 7 SO)... Averaged 12.35 SO/9.0 IP and struck out 32.1% (43-134) of batters faced... Made 1 start in the postseason, going 5.0 innings with 3 SO and ER (ND) on 8/27 vs DSL Pirates Gold.

YEAR	CLUB	W-L	ERA	G	GS	CG	SHO	SV	IP	H	R	ER	HR	HB	BB	SO	WP	BK	AVG
2023	DSL Phillies-W	2-2	4.31	10	9	0	0	0	31.1	25	18	15	2	5	17	43	12	0	.223

DE LA CRUZ, JOSHUE ANTONIO ... RHP ... B-T: R-R... **HT:** 6-2; **WT:** 193... **BORN:** October 17, 2005, Santo Domingo, DR... **RESIDES:** Santo Domingo... **HOW OBTAINED:** Signed by Phillies as an amateur free agent, 12/7/23... **SIGNED BY:** Luis García.

SCOUTING & PLAYER DEV.

DE LEON, MEYLIN... INF... **B-T:** R-R... **HT:** 5-11; **WT:** 170... **BORN:** April 21, 2007, Azua, DR... **RESIDES:** Azua... **HOW OBTAINED:** Signed by Phillies as an amateur free agent, 1/15/24... **SIGNED BY:** Carlos Salas and Andrés Hiraldo.

DE LOS SANTOS, ALEXANDER... RHP... **B-T:** R-R... **HT:** 6-1; **WT:** 172... **BORN:** August 23, 2006, Santo Domingo, DR... **RESIDES:** Yamasá, DR... **HOW OBTAINED:** Signed by Phillies as an amateur free agent, 1/15/23... **SIGNED BY:** Victor Santana.

2023: Began professional career with Dominican Summer League Phillies White (R)... On the IL from 6/5-23 (right forearm strain)... Assigned to DSL Phillies Red (R) on 8/17... Earned his first win on 8/18 vs DSL Phillies White.

YEAR	CLUB	W-L	ERA	G	GS	CG	SHO	SV	IP	H	R	ER	HR	HB	BB	SO	WP	BK	AVG
2023	DSL Phillies-W	0-0	0.00	2	0	0	0	0	1.2	0	0	0	0	0	4	1	0	1	.000
	DSL Phillies-R	1-0	36.00	1	0	0	0	0	1.0	5	4	4	1	0	2	2	0	2	.625
	DSL Combined	1-0	13.50	3	0	0	0	0	2.2	5	4	4	1	0	6	3	0	3	.417
Minors Totals		1-0	13.50	3	0	0	0	0	2.2	5	4	4	1	0	6	3	0	3	.417

DELPINO, GEREMI ALEXANDER... RHP... **B-T:** R-R... **HT:** 6-2; **WT:** 185... **BORN:** February 12, 2004, Valencia, VZ... **RESIDES:** Valencia... **HOW OBTAINED:** Signed by Phillies as an amateur free agent, 1/15/24... **SIGNED BY:** Jonatan Hernández.

DIAZ, CRISTIAN DAVID... RHP... **B-T:** R-R... **HT:** 6-2; **WT:** 218... **BORN:** June 1, 2005, Montería, Colombia... **RESIDES:** Montería... **HOW OBTAINED:** Signed by Phillies as an amateur free agent, 3/6/23... **SIGNED BY:** Álvaro Blanco.

2023: Began professional career with Dominican Summer League Phillies White (R)... Did not allow a run in his first 5 appearances (8.2 IP)... Earned his first professional win on 7/11 at DSL Mariners (2.0 IP, 0 ER, 3 SO)... Allowed 1 ER in 8.1 IP in 4 August outings... Limited LHH to a .105/.146/.132 (.278 OPS) slash line in 41 PA.

YEAR	CLUB	W-L	ERA	G	GS	CG	SHO	SV	IP	H	R	ER	HR	HB	BB	SO	WP	BK	AVG
2023	DSL Phillies-W	3-2	2.67	15	0	0	0	0	27.0	19	14	8	0	2	9	25	2	0	.204

DIAZ, JOSEPH... OF... **B-T:** R-R... **HT:** 6-3; **WT:** 208... **BORN:** December 8, 2005, Santiago, DR... **RESIDES:** Santiago... **HOW OBTAINED:** Signed by Phillies as an amateur free agent, 1/15/23... **SIGNED BY:** José Guzman.

2023: Missed the entire season (right patella tendon injury).

YEAR	CLUB	AVG	G	AB	R	H	2B	3B	HR	RBI	SH	SF	HP	BB	SO	SB	CS	OBP	SLG	OPS	E
2023	Injured – Did not play																				

DILLARD, TREY ROBLEY STEARMAN... RHP... **B-T:** R-R... **HT:** 6-1; **WT:** 228... **BORN:** November 15, 1998, Phoenix, AZ... **RESIDES:** Phoenix... **HOW OBTAINED:** Signed by Phillies as a non-drafted free agent, 7/25/23... **SIGNED BY:** Justin Munson...

EDUCATION: 2022 graduate of Texas A&M University... Also attended University of Missouri and San Jacinto College, North Campus (TX)... 2017 graduate of Desert Mountain HS (AZ)... **MISC:** Previously selected by LAD in 16th round of 2018 MLB Draft, but did not sign.

2023: Began professional career with Clearwater (A)... Pitched in 2 postseason games, striking out 2 while allowing 0 runs in 1.2 IP.

YEAR	CLUB	W-L	ERA	G	GS	CG	SHO	SV	IP	H	R	ER	HR	HB	BB	SO	WP	BK	AVG
2023	Clearwater	0-0	40.50	1	0	0	0	0	0.2	0	3	3	0	1	2	0	0	0	.000

DISSIN, JORDAN SAMUEL... C... **B-T:** R-R... **HT:** 6-1; **WT:** 213... **BORN:** May 29, 2002, Bryn Mawr, PA... **RESIDES:** Mission Viejo, CA... **HOW OBTAINED:** Selected by Phillies in 12th round of 2022 MLB Draft... **EDUCATION:** 2022 graduate of Saddleback College (CA)... 2020 graduate of Malvern Prep HS (PA).

2023: Spent the season with Clearwater (A), playing in 62 games (59 starts) at catcher... Threw out 23.5% (20-85) of attempted base stealers... Hit his first professional HR on 5/3 vs Lakeland... Slashed .327/.411/.429 (.840 OPS) against LHP (56 PA)... Slashed .316/.381/.474 (.855 OPS), going 6-for-19 in 6 playoff games... Florida State League postseason rankings: T-2nd in TB (9) and hits, 4th in AVG and SLG and 5th in OPS... Named the best defensive catcher in the Phillies minor league system by *Baseball America* following the season... **2022:** Began professional career with Florida Complex League Phillies (R)... Made pro debut, 8/6 at FCL Blue Jays... Reached base safely in 13 of 24 plate appearances (.542 OBP)... Did not commit an error in 36 total chances... Participated in Florida Instructional League.

YEAR	CLUB	AVG	G	AB	R	H	2B	3B	HR	RBI	SH	SF	HP	BB	SO	SB	CS	OBP	SLG	OPS	E
2022	FCL Phillies	.353	10	17	3	6	0	0	0	0	0	0	2	5	6	0	0	.542	.353	.895	0
2023	Clearwater	.252	65	226	40	57	10	1	4	35	1	1	3	32	83	1	4	.351	.358	.709	7
Minors Totals		.259	75	243	43	63	10	1	4	35	1	1	5	37	89	1	4	.367	.358	.725	7

DOMINGUEZ, LUIS JOSÉ... RHP... B-T: R-R... **HT:** 6-5; **WT:** 223... **BORN:** December 17, 2001, Esperanza, DR... **RESIDES:** Esperanza... **HOW OBTAINED:** Signed by Phillies as an amateur free agent, 1/15/23... **SIGNED BY:** José Guzman.

2023: Missed entire season (right elbow inflammation).

YEAR	CLUB	W-L	ERA	G	GS	CG	SHO	SV	IP	H	R	ER	HR	HB	BB	SO	WP	BK	AVG	
2023	Injured – Did not pitch																			

EDDINGTON, JACOB DREW (Jake)... RHP... B-T: R-R... **HT:** 6-2; **WT:** 205; **BORN:** April 26, 2001, Poplar Bluff, MO... **RESIDES:** Ellinsore, MO... **HOW OBTAINED:** Selected by Phillies in 7th round of 2023 MLB Draft... **SIGNED BY:** Justin Munson... **EDUCATION:** Attended Missouri State University and University of Alabama... 2020 graduate of Doniphan High School (MO).

ESCALONA, YHOAN ELIAS... C... B-T: R-R... **HT:** 6-1; **WT:** 210... **BORN:** November 4, 2005, Barquisimeto, VZ... **RESIDES:** Barquisimeto... **HOW OBTAINED:** Signed by Phillies as an amateur free agent, 1/15/23... **SIGNED BY:** Franklin Rojas.

2023: Began professional career with Dominican Summer League Phillies White (R)... Went 7-for-25 (.280 AVG) with a .357 OBP and .520 SLG (.877 OPS) in 9 July games... Hit his first professional HR on 7/25 at DSL Giants Orange... Assigned to DSL Phillies Red (R) on 8/10... Overall, appeared in 18 games behind the plate and 1 game at 1st base... Threw out 30.8% (8-26) of attempted base stealers.

YEAR	CLUB	AVG	G	AB	R	H	2B	3B	HR	RBI	SH	SF	HP	BB	SO	SB	CS	OBP	SLG	OPS	E
2023	DSL Phillies-W	.250	21	52	10	13	4	0	1	5	0	0	1	8	11	0	0	.361	.385	.746	2
	DSL Phillies-R	.176	6	17	3	3	1	0	0	1	0	0	0	3	5	0	1	.300	.235	.535	0
	DSL Combined	.232	27	69	13	16	5	0	1	6	0	0	1	11	16	0	1	.346	.348	.694	2
Minors Totals		.232	27	69	13	16	5	0	1	6	0	0	1	11	16	0	1	.346	.348	.694	2

ESCOBAR, AGNNEL AROON (Aroon)... INF... B-T: R-R... **HT:** 5-11; **WT:** 221... **BORN:** January 1, 2005, Caracas, VZ... **RESIDES:** La Guaira, VZ... **HOW OBTAINED:** Signed by Phillies as an amateur free agent, 1/15/22... **SIGNED BY:** Rafael Álvarez and William Mota.

2023: Made all of his appearances with Dominican Summer League Phillies White (R)... Was assigned to DSL Phillies Red on 6/29 then assigned back to DSL Phillies White on 7/19... With RISP, had a .311/.429/.489 (.918 OPS) slash line in 56 PA... Had 3 hits in back-to-back games from 8/11-12 for the first time in his career... Made 28 starts at 2nd base and 3 starts at 3rd base, compiling a .974 fielding percentage in 117 total chances... Went 5-for-20 (.250 AVG) with a .423 OBP in 6 postseason games... **2022:** Began professional career with DSL Phillies Red... Made his pro debut, 6/6 vs DSL Brewers... Tied for team lead with 3 home runs... Recorded more BB (11) than SO (9) and posted a .434 OBP in 15 August games (53 PA).

YEAR	CLUB	AVG	G	AB	R	H	2B	3B	HR	RBI	SH	SF	HP	BB	SO	SB	CS	OBP	SLG	OPS	E
2022	DSL Phillies-R	.238	48	143	28	34	4	1	3	21	1	4	14	24	26	11	6	.389	.343	.732	8
2023	DSL Phillies-W	.209	33	110	22	23	7	0	1	24	0	1	3	20	13	13	2	.343	.300	.643	3
Minors Totals		.225	81	253	50	57	11	1	4	45	1	5	17	44	39	24	8	.370	.324	.694	11

ESTANISTA, JAYDENN ZACHERY... RHP... B-T: R-R... **HT:** 6-2; **WT:** 187... **BORN:** October 3, 2001, Willemstad, Curaçao... **RESIDES:** Willemstad... **HOW OBTAINED:** Signed by Phillies as an amateur free agent, 11/8/19... **SIGNED BY:** Carlos Salas and Dargello Lodowica.

2023: Appeared in 1 game for Netherlands in the World Baseball Classic against Italy on 3/12 (2.0 IP, 0 ER)... Earned the win in his Clearwater (A) debut on 4/11 vs Fort Myers (3.0 IP, 0 ER, 3 SO)... On the IL from 6/6-8/4, which included a rehab start for Florida Complex League Phillies (R) on 8/1 (gm 1) vs FCL Yankees... Assigned to FCL Phillies on 8/21... **2022:** Spent entire season with FCL Phillies... Held RHH to a .118 AVG (8-68)... Posted a 0.64 ERA in 5 July games (1 ER, 14.0 IP)... **2021:** Began professional career with Dominican Summer League Phillies White (R)... Held LHH to a .161 AVG (5-31) with 0 XBH... **2020:** Did not pitch.

YEAR	CLUB	W-L	ERA	G	GS	CG	SHO	SV	IP	H	R	ER	HR	HB	BB	SO	WP	BK	AVG	
2020	Did not pitch																			
2021	DSL Phillies-W	1-1	3.23	10	6	0	0	1	30.2	19	12	11	1	3	19	33	6	0	.188	
2022	FCL Phillies	3-0	2.01	12	5	0	0	0	31.1	14	9	7	3	1	16	35	1	0	.139	
2023	Clearwater	2-0	8.51	13	1	0	0	0	24.1	26	24	23	3	2	27	28	1	6	.280	
	FCL Phillies	0-0	0.00	1	1	0	0	0	1.0	0	0	0	0	0	1	2	0	0	.000	
Minors Totals		6-1	4.23	36	13	0	0	1	87.1	59	45	41	7	6	63	98	8	6	.198	

ESTEVEZ, SAMUEL... OF... B-T: R-R... **HT:** 6-0; **WT:** 184... **BORN:** March 26, 2007, San Cristóbal, DR... **RESIDES:** San Cristóbal... **HOW OBTAINED:** Signed by Phillies as an amateur free agent, 1/15/24... **SIGNED BY:** Luis García.

FAMILIA, JOSE ALTAGRACIA... INF... B-T: L-R... **HT:** 6-2; **WT:** 163... **BORN:** August 16, 2007, El Fundo, DR... **RESIDES:** El Fundo... **HOW OBTAINED:** Signed by Phillies as an amateur free agent, 1/15/24... **SIGNED BY:** Luis García.

FARMER, EZRA JOSHUA... OF... B-T: L-L... **HT:** 6-0; **WT:** 174... **BORN:** June 10, 2003, Riverside, CA... **RESIDES:** Gilbert, AZ... **HOW OBTAINED:** Signed by Phillies as a non-drafted free agent, 7/23/22... **SIGNED BY:** Zach Friedman... **EDUCATION:** 2022 graduate of Tahquitz HS (CA).

2023: Spent the season with Florida Complex League Phillies (R)... Appeared in 6 games (5 starts) in LF and started 4 games in RF... Had a .412 OBP in 17 PA in July... Had a 22.0% BB rate (9 BB, 41 PA)... **2022:** Began professional career with FCL Phillies... Made his pro debut, 8/9 at FCL Yankees... Defensively, made starts at LF (3) and RF (2)... Participated in Florida Instructional League.

YEAR	CLUB	AVG	G	AB	R	H	2B	3B	HR	RBI	SH	SF	HP	BB	SO	SB	CS	OBP	SLG	OPS	E
2022	FCL Phillies	.111	8	18	3	2	1	0	0	3	0	0	1	2	11	1	1	.238	.167	.405	0
2023	FCL Phillies	.167	12	30	7	5	2	0	0	4	0	0	2	9	13	1	0	.390	.233	.623	0
Minors Totals		.146	20	48	10	7	3	0	0	7	0	0	3	11	24	2	1	.339	.208	.547	0

FARQUHAR, TRENT JOSEPH... INF... B-T: L-R... **HT:** 5-9; **WT:** 192... **BORN:** March 12, 2001, Dearborn, MI... **RESIDES:** Highland, MI... **HOW OBTAINED:** Signed by Phillies as a non-drafted free agent, 7/19/23... **SIGNED BY:** Derrick Ross... **EDUCATION:** Attended Michigan State University and Bowling Green State University (OH)... 2019 graduate of Lakeland HS (MI)... **MISC:** Earned Second Team All-Big Ten honors after going 73-for-213 (.343) with 19 2B, 2 HR, 35 RBI and 43 BB during his junior season at Michigan State... In 2023, was tied for 5th in BB, ranked 6th in OBP (.467), tied for 7th in 2B and ranked 10th in AVG among Big Ten hitters.

2023: Began professional career with Florida Complex League Phillies (R)... Had at least 1 hit in 8 of his 10 games with FCL Phillies... Had a SB in 3 straight games from 8/14-22, tied for the longest such streak by an FCL Phillies player... In 8 August games, slashed .345/.424/.379 (.803 OPS) in 33 PA... With FCL Phillies, batted .346 (9-26) vs RHP... Promoted to Clearwater (A) on 8/31... Reached base safely in 5 of his 6 games with the Threshers... With both teams, appeared in games at 2nd base and 3rd base and had a 1.000 fielding percentage (64 TC).

YEAR	CLUB	AVG	G	AB	R	H	2B	3B	HR	RBI	SH	SF	HP	BB	SO	SB	CS	OBP	SLG	OPS	E
2023	FCL Phillies	.324	10	34	7	11	2	0	0	4	0	0	2	5	4	5	0	.439	.382	.821	0
	Clearwater	.167	6	18	5	3	2	0	0	1	1	0	0	5	4	0	0	.348	.278	.626	0
Minors Totals		.269	16	52	12	14	4	0	0	5	1	0	2	10	8	5	0	.406	.346	.752	0

FAUSNAUGHT, BRAEDEN SCOTT... LHP... B-T: L-L... **HT:** 6-3; **WT:** 236... **BORN:** July 29, 1999, Danville, PA... **RESIDES:** Danville... **HOW OBTAINED:** Signed by the Phillies as a non-drafted free agent, 7/30/22... **SIGNED BY:** Jeff Zona Jr... **EDUCATION:** 2022 graduate of West Chester University (PA)... 2017 graduate of Danville HS.

2023: Spent the season with Clearwater (A)... On the IL from 5/1-6/2 (left triceps strain)... Earned his first professional win on 6/22 at Dunedin (3.0 IP, 0 ER) and his first professional SV on 7/19 vs Tampa... Had a career-high 8 SO on 8/2 vs Lakeland... Pitched a career-high 6.0 innings on 8/24 at Lakeland (also had 8 SO)... Held hitters to a .191 AVG (17-89) in 24.2 IP in August... Made 2 post-season appearances (1 start)... **2022:** Began professional career with Florida Complex League Phillies (R)... Made his pro debut, 8/20 at FCL Tigers... Participated in Florida Instructional League.

YEAR	CLUB	W-L	ERA	G	GS	CG	SHO	SV	IP	H	R	ER	HR	HB	BB	SO	WP	BK	AVG
2022	FCL Phillies	0-0	0.00	2	0	0	0	0	2.0	0	0	0	0	0	3	0	0	.000	
2023	Clearwater	2-4	4.57	24	7	0	0	1	63.0	54	39	32	4	2	39	64	7	1	.229
Minors Totals		2-4	4.43	26	7	0	0	1	65.0	54	39	32	4	2	39	67	7	1	.223

FERGUS, CADE... OF... B-T: R-R... **HT:** 6-3; **WT:** 195... **BORN:** August 22, 2000, Hollywood, FL... **RESIDES:** Plantation, FL... **HOW OBTAINED:** Selected by Phillies in 13th round of 2022 MLB Draft... **SIGNED BY:** Jeff Zona Jr... **EDUCATION:** 2022 graduate of George Washington University (DC)... 2018 graduate of St. Thomas Aquinas HS (FL)... **MISC:** Named to Atlantic-10 All Conference First Team in 2022... In his collegiate senior season, posted a slash line of .315/.405/.601 and hit 13 HR.

2023: Began the year with Clearwater (A), making starts in LF (2), CF (23) and RF (39)... Was T-8th in the Florida State League and led the Threshers in HR... Slashed .351/.413/.684 (1.097 OPS) with 7 2B, 4 HR and 17 RBI in May (63 PA)... Promoted to Jersey Shore (A) on 8/6... According to *Baseball America*, rated as having the best arm of all Phillies outfield prospects following the season... **2022:** Began professional career with Clearwater... Made his pro debut, 8/2 at Tampa and belted a solo home run... Defensively, made starts in CF (22) and RF (6)... Participated in Florida Instructional League.

YEAR	CLUB	AVG	G	AB	R	H	2B	3B	HR	RBI	SH	SF	HP	BB	SO	SB	CS	OBP	SLG	OPS	E
2022	Clearwater	.168	29	95	14	16	1	1	4	12	0	0	6	14	51	6	1	.313	.326	.639	1
2023	Clearwater	.255	74	220	48	56	14	2	12	47	0	4	8	29	90	10	1	.356	.500	.856	1
	Jersey Shore	.070	14	43	6	3	1	0	0	2	0	0	2	8	26	4	2	.245	.093	.338	0
Minors Totals		.209	117	358	68	75	16	3	16	61	0	4	16	51	167	20	4	.331	.405	.736	2

FERNANDEZ, EDUARDO JOSÉ... LHP... B-T: L-L... HT: 5-10; WT: 183... BORN: September 4, 2004, Ejido, VZ... **RESIDES:** Ejido... **HOW OBTAINED:** Signed by Phillies as an amateur free agent, 1/15/23... **SIGNED BY:** Franklin Rojas.

2023: Began professional career with Dominican Summer League Phillies White (R)... Limited RHH to a .140/.290/.140 (.430 OPS) slash line in 69 PA... Picked up his first professional win on 6/22 at DSL Mariners (1.1 IP, 0 ER)... Made 4 consecutive scoreless appearances (8.0 IP) from 7/11-31... Went 1-0 with a 3.00 ERA (3 ER, 9.0 IP) and 12 SO to 4 BB in 5 July appearances.

YEAR	CLUB	W-L	ERA	G	GS	CG	SHO	SV	IP	H	R	ER	HR	HB	BB	SO	WP	BK	AVG
2023	DSL Phillies-W	2-0	4.15	14	0	0	0	0	21.2	15	11	10	2	2	16	25	2	1	.188

FERREBUS, ALIRIO DE JESUS... C... B-T: R-R... HT: 6-2; WT: 203... BORN: September 12, 2005, Maracaibo, VZ... **RESIDES:** Maracaibo... **HOW OBTAINED:** Signed by Phillies as an amateur free agent, 1/15/23... **SIGNED BY:** Elvis Garcia.

2023: Began professional career with Dominican Summer League Phillies Red (R)... On the IL from 6/5-30 (right ulnar collateral ligament injury)... Had a 9-game hitting streak to start his career from 7/1-20... Slashed .381/.490/.524 (1.014 OPS) in 51 PA in July... Hit his first HR on 7/24 at DSL Nationals... Led all Rookie-level players in the Phillies organization in AVG (min. 60 AB)... Batted .370 (20-54) against RHP... Appeared at catcher (5 games) and 1st base (3 games), recording a .981 fielding percentage in 54 total chances.

YEAR	CLUB	AVG	G	AB	R	H	2B	3B	HR	RBI	SH	SF	HP	BB	SO	SB	CS	OBP	SLG	OPS	E
2023	DSL Phillies-R	.339	21	62	11	21	3	0	1	9	0	0	6	7	15	3	1	.453	.435	.888	1

FERRERAS, ANGEL WILMY... RHP... B-T: R-R... HT: 6-4; WT: 210... BORN: March 26, 2003, Santo Domingo, DR... **RESIDES:** Santo Domingo... **HOW OBTAINED:** Signed by Phillies as an amateur free agent, 10/21/22... **SIGNED BY:** Carlos Salas and Victor Santana.

2023: Began professional career with Dominican Summer League Phillies Red (R)... Earned his first professional SV on 6/17 vs DSL Mariners and his first win on 6/26 vs DSL Cardinals (0.2 IP, 0 ER, 2 SO)... Posted a 3.48 ERA (4 ER, 10.1 IP) in his final 9 appearances... Held LHH to a .167 AVG (3-18).

YEAR	CLUB	W-L	ERA	G	GS	CG	SHO	SV	IP	H	R	ER	HR	HB	BB	SO	WP	BK	AVG
2023	DSL Phillies-R	1-2	6.75	11	0	0	0	1	12.0	13	11	9	1	0	9	11	4	0	.265

FLORES, WILFREDO... INF/OF... B-T: L-R... HT: 5-9; WT: 217... BORN: May 14, 2000, Santo Domingo, DR... **RESIDES:** Santo Domingo... **HOW OBTAINED:** Signed by Phillies as an amateur free agent, 5/8/18... **SIGNED BY:** Carlos Salas and Luis García.

2023: Spent the season with Jersey Shore (A)... Led the BlueClaws in AVG (min. 75 AB)... Had at least 2 hits in 5 consecutive games from 4/16-25, tied for the longest such streak in the South Atlantic League... Batted .314 (16-51) in June... Had a .301 AVG (53-176) against RHP... Appeared in 16 games (12 starts) at 2nd base, 9 games (6 starts) at 3rd base and 22 games (20 starts) in LF... **2022:** Spent entire season with Clearwater (A)... Posted a .315 AVG and a .721 OPS in 21 May games (74 PA)... Recorded a .386 AVG (22-57) on first pitches... Made starts at every OF position... **2021:** Appeared in 12 games with Florida Complex League Phillies (R) and 5 with Clearwater... Was on the IL twice: 8/7-9/6 (right hamstring strain) and 9/12-end of season (right wrist sprain)... Participated in Florida Instructional League... **2020:** Participated in FIL... **2019:** Spent entire season with Gulf Coast League Phillies East (R)... Batted .516 (16-31) against LHP... Recorded consecutive 4-hit games, 7/2-3... Defensively, made starts at 2nd base (9), 3rd base (7), SS (1) and in LF (11)... Participated in FIL... **2018:** Began professional career with Dominican Summer League Phillies Red (R)... Ranked T-8th in the DSL in hits... Hit .333 (61-183), 10 2B and 2 3B against RHP... Batted .391 (9-23) with RISP and 2 outs.

YEAR	CLUB	AVG	G	AB	R	H	2B	3B	HR	RBI	SH	SF	HP	BB	SO	SB	CS	OBP	SLG	OPS	E
2018	DSL Phillies-R	.320	62	228	35	73	12	2	0	21	2	1	5	24	48	18	11	.395	.390	.786	12
2019	GCL Phillies-E	.342	32	120	20	41	6	2	0	11	4	1	1	4	16	9	4	.365	.425	.790	9
2020	Did not play																				
2021	FCL Phillies	.222	12	27	6	6	0	0	2	6	0	0	1	2	5	1	0	.300	.444	.744	2
	Clearwater	.417	5	12	1	5	1	0	0	1	0	0	0	3	0	1	0	.417	.500	.917	1
2022	Clearwater	.258	88	302	29	78	10	2	3	30	0	3	2	11	53	8	4	.286	.334	.620	2
2023	Jersey Shore	.288	61	191	21	55	7	1	0	17	0	1	0	10	33	4	5	.322	.335	.657	6
Minors Totals		.293	260	880	112	258	36	7	5	86	6	6	9	51	158	40	25	.336	.367	.703	32

FLORES, YEMAL MANUEL... OF... **B-T:** R-R... **HT:** 5-10; **WT:** 222... **BORN:** November 22, 2003, San Isidro, DR... **RESIDES:** San Isidro... **HOW OBTAINED:** Signed by Phillies as an amateur free agent, 1/15/21... **SIGNED BY:** Carlos Salas and Luis García.

2023: Spent the year with Florida Complex League Phillies (R)... Started 5 games in LF and 4 games in RF... On the IL from 6/12-7/6 (right oblique strain)... Slashed .385/.556/.692 (1.248 OPS) in 6 August games (18 PA)... With RISP, went 6-for-18 (.333 AVG) with 5 XBH (3 2B, 3B, HR), 8 RBI and had a .478 OBP... **2022:** Spent season with FCL Phillies... Did not commit an error in his 38 total chances across all 3 OF positions... Participated in Florida Instructional League... **2021:** Began professional career with Dominican Summer League Phillies White (R)... In 10 August games, batted .355 (11-31), 6 2B, 3B, HR, 7 RBI, 11 R, 9 BB and a 1.210 OPS... Defensively, made starts at each OF position.

YEAR	CLUB	AVG	G	AB	R	H	2B	3B	HR	RBI	SH	SF	HP	BB	SO	SB	CS	OBP	SLG	OPS	E
2021	DSL Phillies-W	.171	37	117	18	20	9	1	2	14	0	0	2	21	50	7	1	.307	.316	.623	3
2022	FCL Phillies	.160	34	100	9	16	2	1	3	13	0	2	2	12	46	3	1	.259	.290	.549	0
2023	FCL Phillies	.282	14	39	9	11	4	1	1	8	0	0	1	8	16	0	2	.417	.513	.930	0
Minors Totals		.184	85	256	36	47	15	3	6	35	0	2	5	41	112	10	4	.306	.336	.642	3

FOWLER, JORDAN SCOTT... LHP... **B-T:** L-L... **HT:** 6-2; **WT:** 201... **BORN:** March 9, 1999, Union City, TN... **RESIDES:** Union City... **HOW OBTAINED:** Signed by Phillies as a non-drafted free agent, 6/14/20... **SIGNED BY:** Justin Munson... **EDUCATION:** Attended University of Central Missouri and University of Mississippi... 2017 graduate of Dyer County HS (TN)... **MISC:** Originally selected by TEX in 26th round of 2017 MLB Draft, but did not sign... In 2018 at Ole Miss, was selected as a Freshman All-American by *Collegiate Baseball* and the National Collegiate Baseball Writers Association.

2023: Spent the season with Jersey Shore (A)... Earned his first win with the BlueClaws on 4/20 at Aberdeen (5.0 IP, ER)... Set a career high with 7.0 IP on 6/17 at Wilmington... Had a 2.75 ERA (18 ER, 59.0 IP) over his first 12 starts of the season... Had a 0.91 WHIP (17 H, 3 BB) and had 19 SO to 3 BB (6.33 SO/BB ratio) in 4 June starts (22.0 IP)... Placed on the IL for the rest of the season on 7/20 (right lumbar spine strain)... **2022:** Spent majority of season with Clearwater (A)... Finished the season with a scoreless appearance with Jersey Shore... Posted a 1.54 ERA (2 ER, 11.2 IP) in 6 June games... Posted an ERA of 2.00 or lower in 4 of 5 months... **2021:** Spent entire season on the IL (left elbow loose bodies), which included a rehab assignment to Florida Complex League Phillies (R) that began on 8/27... **2020:** Participated in Florida Instructional League.

YEAR	CLUB	W-L	ERA	G	GS	CG	SHO	SV	IP	H	R	ER	HR	HB	BB	SO	WP	BK	AVG	
2020	Did not pitch																			
2021	FCL Phillies	1-0	3.38	7	1	0	0	0	8.0	8	3	3	1	0	1	4	0	0	.242	
2022	Clearwater	2-2	2.65	19	6	0	0	0	54.1	50	22	16	8	4	11	51	2	1	.244	
	Jersey Shore	0-0	0.00	1	0	0	0	0	2.0	1	0	0	0	0	1	2	0	0	.125	
2023	Jersey Shore	3-3	3.73	15	15	0	0	0	70.0	73	32	29	4	0	21	50	1	0	.273	
Minors Totals		6-5	3.22	42	22	0	0	0	134.1	132	57	48	13	4	34	107	3	1	.257	

FRANCISCO, CARLOS ANTONIO... RHP... **B-T:** R-R... **HT:** 6-3; **WT:** 263... **BORN:** July 2, 1999, Bayamon, PR... **RESIDES:** Spring Hill, FL... **HOW OBTAINED:** Selected by Phillies in 28th round of 2019 MLB Draft... **SIGNED BY:** Jeff Zona Jr... **EDUCATION:** 2019 graduate of Hillsborough CC (FL)... 2017 graduate of Oak Ridge HS (FL).

2023: Began the year with Jersey Shore (A)... Earned Phillies Minor League Pitcher of the Month honors in June after posting a 0.93 ERA (ER, 9.2 IP) with a 0.62 WHIP (5 H, BB), 13 SO, 4 SV (4 SVO) and a .152 OPP AVG (5-33) in 8 appearances with Jersey Shore... Promoted to Reading (AA) on 6/29... Posted a 2.70 ERA (3 ER, 10.0 IP) in July, his first full month with the Fightin Phils... Picked up his first double-A win on 7/8 at Somerset... Set a career high with 5 SO on 8/29 vs New Hampshire... With both clubs, held RHH to a .130 AVG (16-123)... **2022:** Spent season with Jersey Shore... In 9 August appearances (11.0 IP), did not allow a run and posted a 0.64 WHIP (4 BB, 8 H)... Struck out 26.6% (55-207) of batters faced... **2021:** Combined for 35 SO in 28.1 IP... Split time between Clearwater (A) and Jersey Shore... Was on the COVID-related IL, 8/3-27, which included a rehab assignment at Florida Complex League Phillies (R)... Following the season, pitched for Mayaguez in the Puerto Rican Winter League... **2020:** Did not pitch... **2019:** Began professional career with Gulf Coast League Phillies East (R)... Participated in Florida Instructional League.

YEAR	CLUB	W-L	ERA	G	GS	CG	SHO	SV	IP	H	R	ER	HR	HB	BB	SO	WP	BK	AVG	
2019	GCL Phillies-E	3-2	3.68	14	0	0	0	0	22.0	24	11	9	0	3	3	19	4	0	.276	
2020	Did not pitch																			
2021	Clearwater	1-0	2.84	14	0	0	0	3	12.2	8	6	4	2	0	7	18	1	0	.178	
	Jersey Shore	2-0	6.14	11	0	0	0	0	14.2	13	10	10	2	3	8	17	0	0	.224	
	FCL Phillies	0-0	18.00	1	0	0	0	0	1.0	3	2	2	0	1	0	0	0	0	.750	
2022	Jersey Shore	1-3	5.13	41	0	0	0	0	47.1	35	35	27	2	1	28	55	7	2	.201	
2023	Jersey Shore	2-0	2.93	25	0	0	0	5	30.2	19	12	10	1	3	11	38	0	0	.176	
	Reading	4-2	5.16	24	0	0	0	0	29.2	24	19	17	2	3	21	35	1	0	.231	
Minors Totals		13-7	4.50	130	0	0	0	8	158.0	126	95	79	9	14	78	182	13	2	.217	

FREITAS, DAVID ALEXANDER... OF... B-T: R-R... **HT:** 6-2; **WT:** 190... **BORN:** June 30, 2007, Valencia, VZ... **RESIDES:** Valencia... **HOW OBTAINED:** Signed by Phillies as an amateur free agent, 1/15/24... **SIGNED BY:** Jonatan Hernández.

FUENTES, YADIMIR... C... B-T: R-R... **HT:** 6-2; **WT:** 202... **BORN:** January 10, 2007, Ciudad Habana, Cuba... **RESIDES:** Santo Domingo, DR... **HOW OBTAINED:** Signed by Phillies as amateur free agent, 1/15/24... **SIGNED BY:** Victor Santana.

GAIR, MARTIN THOMAS (Marty)... RHP... B-T: R-R... **HT:** 6-6; **WT:** 232... **BORN:** July 17, 2003, Troy, MI... **RESIDES:** Concord, NC... **HOW OBTAINED:** Selected by Phillies in 13th round of 2023 MLB Draft... **SIGNED BY:** Victor Gomez... **EDUCATION:** Attended Florida SouthWestern State College and University of North Carolina Wilmington... 2021 graduate of Cox Mill HS (NC)... **MISC:** In 9 starts, averaged 13.00 SO/9.0 IP (52 SO, 36.0 IP) and posted a 1.75 ERA (7 ER) at Florida SouthWestern State College in 2023.

GARBICK, ALEX WILLIAM... RHP... B-T: R-R... **HT:** 6-2; **WT:** 226... **BORN:** June 4, 1998, Lock Haven, PA... **RESIDES:** Phoenixville, PA... **HOW OBTAINED:** Selected by Phillies in 17th round of 2021 MLB Draft... **SIGNED BY:** Aaron Jersild... **EDUCATION:** Attended University of South Carolina Upstate and Morehead State University (KY)... 2016 graduate of Central Mountain HS (PA)... **MISC:** Posted a 3.39 ERA with 74 SO over 66.1 IP in 14 starts in 2021 at USCU... Pitched 3 seasons at Morehead State... Originally selected by NYY in 40th round of 2019 MLB Draft, but did not sign.

2023: Made all of his appearances with Jersey Shore (A)... Posted a 1.50 ERA (2 ER, 12.0 IP) in 8 outings (4 starts) in May... Held LHH to a .188/.278/.250 (.528 OPS) slash line in 36 PA... Placed on the IL on 5/30 (right forearm strain) and missed the remainder of the season... **2022:** Spent season with Clearwater (A)... Did not allow a run in 5 April games (10.0 IP)... Averaged 11.54 SO/9.0 IP (56 SO, 43.2 IP)... **2021:** Began professional career with Florida Complex League Phillies (R)... Promoted to Clearwater, 8/27... Participated in Florida Instructional League.

YEAR	CLUB	W-L	ERA	G	GS	CG	SHO	SV	IP	H	R	ER	HR	HB	BB	SO	WP	BK	AVG
2021	FCL Phillies	0-0	7.20	3	0	0	0	0	5.0	5	4	4	1	0	6	7	3	0	.238
	Clearwater	0-1	9.49	4	1	0	0	0	12.1	16	14	13	1	2	9	13	2	0	.333
2022	Clearwater	3-3	5.36	32	0	0	0	3	43.2	43	31	26	3	1	31	56	6	0	.265
2023	Jersey Shore	3-0	3.98	14	4	0	0	0	20.1	20	12	9	2	2	8	23	0	0	.253
Minors Totals		6-4	5.75	53	5	0	0	3	81.1	84	61	52	7	5	54	99	11	0	.271

GARCÍA, JORGE ADAN... OF... B-T: L-R... **HT:** 5-11; **WT:** 206... **BORN:** February 6, 2004, Penonomé, Panama... **RESIDES:** Penonomé... **HOW OBTAINED:** Signed by Phillies as an amateur free agent, 1/21/21... **SIGNED BY:** Abdiel Ramos.

2023: Missed the entire season (right shin fracture)... **2022:** Spent season with Dominican Summer League Phillies White (R)... Led the team in hits and finished 3rd in AVG (min. 50 PA)... Led all Phillies short-season hitters in games played and runs... Participated in Florida Instructional League... **2021:** Began professional career with DSL Phillies White... Defensively, made starts at each OF position.

YEAR	CLUB	AVG	G	AB	R	H	2B	3B	HR	RBI	SH	SF	HP	BB	SO	SB	CS	OBP	SLG	OPS	E
2021	DSL Phillies-W	.308	9	26	8	8	3	0	0	4	0	0	0	6	5	2	0	.438	.423	.861	0
2022	DSL Phillies-W	.308	54	156	30	48	12	1	1	28	0	2	6	13	41	8	2	.379	.417	.796	0
2023	Injured - Did not play																				
Minors Totals		.308	63	182	38	56	15	1	1	32	0	2	6	19	46	10	2	.388	.418	.806	0

GARCÍA, JOSBEL DANIEL... RHP... B-T: R-R... **HT:** 6-0; **WT:** 187... **BORN:** March 30, 2004, Ciudad Bolivar, VZ... **RESIDES:** Maracay, VZ... **HOW OBTAINED:** Signed by Phillies as an amateur free agent, 10/22/21... **SIGNED BY:** William Mota.

2023: Began the year with Dominican Summer League Phillies White (R)... Assigned to DSL Phillies Red on 7/20 and then assigned back to DSL Phillies White on 7/21... Ranked 2nd among all DSL Phillies pitchers in ERA (min. 30.0 IP)... Had a 0.79 ERA (2 ER, 22.2 IP) and a 1.01 WHIP (19 H, 4 BB) in June and July... From 6/16-7/25, had 8 straight outings without allowing an ER (18.0 IP)... Went more than 1.0 IP in every appearance and allowed 1 ER or fewer in 13 of his 14 games... Made his first professional start on 6/24 vs DSL Colorado (3.0 IP, 0 ER)... Pitched in 1 playoff game... **2022:** Began professional career with DSL Phillies Red... Made his pro debut, 6/10 vs DSL Rangers Red... Held RHH to a .212 AVG (11-52).

YEAR	CLUB	W-L	ERA	G	GS	CG	SHO	SV	IP	H	R	ER	HR	HB	BB	SO	WP	BK	AVG
2022	DSL Phillies-R	2-0	4.70	11	0	0	0	1	23.0	22	13	12	2	2	9	15	3	0	.247
2023	DSL Phillies-W	3-2	1.80	13	1	0	0	1	30.0	31	12	6	1	1	5	15	2	1	.270
	DSL Phillies-R	0-0	0.00	1	0	0	0	0	2.0	1	0	0	0	0	1	0	0	0	.143
	DSL Combined	3-2	1.69	14	1	0	0	1	32.0	32	12	6	1	2	6	15	2	1	.262
Minors Totals		5-2	2.95	25	1	0	0	2	55.0	54	25	18	3	4	15	30	5	1	.256

GARCÍA, YHOSWAR FRANCISCO... OF... **B-T:** R-R... **HT:** 5-10; **WT:** 166... **BORN:** September 13, 2001, Guatire, VZ... **RESIDES:** Porlamar, VZ... **HOW OBTAINED:** Signed by Phillies as an amateur free agent, 3/14/20... **SIGNED BY:** Ebert Velásquez.

2023: Spent the season with Florida Complex League Phillies (R)... Led FCL Phillies in SB... Was T-7th in the FCL in sacrifice hits... Scored 4 runs on 7/1 at FCL Blue Jays, tied for the most by a player in the FCL... Was the only FCL Phillies player to have 2 SB in back-to-back games (7/1-3)... Slashed .296/.387/.556 (.943 OPS) in 31 PA against LHP... Committed no errors (52 TC) in 33 OF appearances... **2022:** Finished 2nd among all Phillies minor leaguers in SB (32)... Spent majority of season with Clearwater (A)... Was on IL (right knee infection), 5/26-6/1... Placed on IL (left leg fracture), 6/3-end of season, which included a rehab assignment with FCL Phillies... Had 7 multi-SB games, including a season-high 4 on 4/26 at Fort Myers... Following the season, was rated as the fastest baserunner and best athlete in the Phillies farm system, according to *Baseball America*... **2021:** Played for Clearwater... Had 4 steals in his first game, 6/10 vs Tampa... Was 11-for-13 (84.6%) in SB attempts... Made starts in CF (8) and RF (10)... Was placed on the IL, 7/9, with a left calf contusion and missed the remainder of the season... Participated in Florida Instructional League... Following the season, was rated as the fastest baserunner and best athlete in the Phillies minor league system, according to *Baseball America*... **2020:** Played for La Guaira in the Venezuelan Winter League... Following the season, was named the No. 7 prospect in the Phillies minor league system by *Baseball America*.

YEAR	CLUB	AVG	G	AB	R	H	2B	3B	HR	RBI	SH	SF	HP	BB	SO	SB	CS	OBP	SLG	OPS	E
2020	Did not play																				
2021	Clearwater	.229	18	70	7	16	1	1	0	8	0	0	1	6	23	11	2	.299	.271	.570	1
2022	Clearwater	.206	35	126	26	26	4	3	1	16	1	1	4	14	35	29	6	.303	.310	.613	1
	FCL Phillies	.333	2	6	0	2	0	0	0	1	0	0	0	1	1	3	1	.429	.333	.762	0
2023	FCL Phillies	.235	35	136	27	32	7	1	1	22	1	1	4	9	26	11	3	.300	.324	.624	0
Minors Totals		.225	90	338	60	76	12	5	2	47	2	2	9	30	85	54	12	.303	.308	.611	2

GARNETT, TRISTAN JEROME... LHP... **B-T:** L-L... **HT:** 6-5; **WT:** 248... **BORN:** March 29, 1998, Portland, OR... **RESIDES:** Torrance, CA... **HOW OBTAINED:** Signed by Phillies as a non-drafted free agent, 7/20/21... **SIGNED BY:** Demerius Pittman... **EDUCATION:** Attended California State University, Dominguez Hills (CA) and Linn-Benton Community College (OR)... 2016 graduate of Westview HS (OR).

2023: Began the year with Jersey Shore (A)... Posted a 0.45 ERA (1 ER, 20.0 IP) with a 0.70 WHIP (8 H, 6 BB) and a .125 OPP AVG (8-64) in his final 17 outings with the BlueClaws... Held LHH to a .136 AVG (6-44) with Jersey Shore... Promoted to Reading (AA) on 8/4 and averaged 13.50 SO/9.0 IP with the Fightin Phils... Did not allow an ER in 23 straight games (27.1 IP) from 6/9-8/27, the longest such streak in minor league baseball... Overall, he did not allow an ER in 39 of his 46 appearances... His overall 1.94 ERA (11 ER, 51.0 IP) was 4th-best among Phillies minor leaguers (min. 50.0 IP)... **2022:** Ranked 3rd among all Phillies minor league pitchers with a 1.80 ERA (min. 35.0 IP)... Averaged 12.60 SO/9.0 IP (49 SO, 35.0 IP) and posted a 8.17 SO/BB ratio (6 BB)... Posted a 0.39 ERA (1 ER, 23.0 IP) over his first 14 games... Started season with Clearwater (A)... Was on IL (left shoulder sprain), 4/15-5/24... Made one appearance with Florida Complex League Phillies (R), 6/9... Promoted to Jersey Shore, 8/29, where he finished the season... **2021:** Began professional career with FCL Phillies... Participated in Florida Instructional League.

YEAR	CLUB	W-L	ERA	G	GS	CG	SHO	SV	IP	H	R	ER	HR	HB	BB	SO	WP	BK	AVG
2021	FCL Phillies	1-3	6.57	7	0	0	0	0	12.1	21	9	9	2	0	6	14	2	0	.382
2022	Clearwater	3-1	1.86	19	0	0	2	29.0	20	7	6	2	2	5	43	1	0	.196	
	FCL Phillies	0-0	0.00	1	0	0	0	0	1.2	1	0	0	0	0	1	0	0	.200	
	Jersey Shore	0-0	2.08	3	0	0	0	0	4.1	6	1	1	0	0	6	0	0	.316	
2023	Jersey Shore	3-3	2.39	34	0	0	0	1	37.2	25	16	10	2	1	15	36	6	1	.191
	Reading	1-1	0.68	12	0	0	0	1	13.1	9	4	1	0	0	4	20	3	0	.184
Minors Totals		8-8	2.47	76	0	0	0	4	98.1	82	37	27	6	3	31	119	12	1	.227

GARRETT, DREW CHANDLER... RHP... **B-T:** R-R... **HT:** 6-6; **WT:** 221... **BORN:** June 20, 2000, Columbia, MO... **RESIDES:** Columbia... **HOW OBTAINED:** Selected by Phillies in 19th round of 2022 MLB Draft... **SIGNED BY:** Justin Munson... **EDUCATION:** 2022 graduate of University of Missouri... 2018 graduate of Hickman HS (MO).

2023: Began the year on the IL (right elbow surgery)... Made his professional debut, a rehab appearance with Florida Complex League Phillies (R), on 7/4 at FCL Yankees (1.0 IP, 0 ER, 1 SO)... Reinstated from the IL on 7/14... Earned his first professional win on 7/29 vs FCL Blue Jays... Held RHH to a .125 AVG (3-24)... **2022:** Missed entire season (right elbow sprain).

YEAR	CLUB	W-L	ERA	G	GS	CG	SHO	SV	IP	H	R	ER	HR	HB	BB	SO	WP	BK	AVG
2022	Injured – Did not pitch																		
2023	FCL Phillies	2-1	9.45	12	0	0	0	0	13.1	9	15	14	1	1	21	15	2	0	.209
Minors Totals		2-1	9.45	12	0	0	0	0	13.1	9	15	14	1	1	21	15	2	0	.209

GATIER, CLAUDIO... LHP... **B-T:** L-L... **HT:** 6-2; **WT:** 224... **BORN:** May 25, 2002, Higuey, DR... **RESIDES:** Higuey... **HOW OBTAINED:** Signed by Phillies as an amateur free agent, 4/27/22... **SIGNED BY:** Carlos Salas and Victor Santana.

2023: Began professional career with Dominican Summer League Phillies Red (R)... Earned his first professional win on 7/3 at DSL Phillies White and his first professional SV on 7/21 vs DSL Twins... In his final 9 outings (2 starts), posted a 1.89 ERA (4 ER, 19.0 IP) and limited hitters to a .159 AVG (10-63)... Held LHH to a .172 AVG and a .172 SLG in 29 AB... Assigned to DSL Phillies White on 8/21 and pitched in 1 postseason game for the team on 8/27 vs DSL Pirates Gold (1.0 IP, 0 ER, 2 SO).

YEAR	CLUB	W-L	ERA	G	GS	CG	SHO	SV	IP	H	R	ER	HR	HB	BB	SO	WP	BK	AVG
2023	DSL Phillies-R	2-1	3.94	15	2	0	0	1	29.2	22	15	13	0	7	21	26	9	2	.212

GERMAN, JEFFREY MIGUEL... RHP... B-T: R-R... **HT:** 6-3; **WT:** 225... **BORN:** October 26, 2004, Santo Domingo, DR... **RESIDES:** San Francisco de Macoris, DR... **HOW OBTAINED:** Signed by Phillies as an amateur free agent, 1/15/22... **SIGNED BY:** Carlos Salas and Luis García.

2023: Spent the season with Dominican Summer League Phillies Red (R)... Posted a 3.18 ERA (6 ER, 17.0 IP), a 0.94 WHIP (10 H, 6 BB) and held hitters to a .169 AVG (10-59) in 4 June starts... Limited RHH to a .167/.274/.194 (.468 OPS) slash line in 84 PA... **2022:** Began professional career with DSL Phillies Red... Made pro debut, 6/6 vs DSL Brewers 1... Led the team in ERA and opponent AVG (min. 30.0 IP).

YEAR	CLUB	W-L	ERA	G	GS	CG	SHO	SV	IP	H	R	ER	HR	HB	BB	SO	WP	BK	AVG
2022	DSL Phillies-R	4-1	2.17	11	10	0	0	0	45.2	31	13	11	1	4	21	46	4	0	.195
2023	DSL Phillies-R	0-2	4.19	9	8	0	0	0	38.2	29	20	18	0	7	12	27	3	0	.210
Minors Totals		4-3	3.09	20	18	0	0	0	84.1	60	33	29	1	11	33	73	7	0	.202

GONZÁLEZ, DIEGO ANDRES... INF... B-T: R-R... **HT:** 5-11; **WT:** 196... **BORN:** June 7, 2003, Barquisimeto, VZ... **RESIDES:** Barquisimeto... **HOW OBTAINED:** Signed by Phillies as an amateur free agent, 7/2/19... **SIGNED BY:** Rafael Álvarez and Franklin Rojas.

2023: Was on the IL (lumbar spine stress reaction) from 4/6-5/2 to begin the season... Spent season with Florida Complex League Phillies (R)... Appeared in 4 games (all starts) at 2nd base, 15 games (11 starts) at 3rd base and 11 games (8 starts) at SS for FCL Phillies... Slugged his first HR with the club on 7/28 at FCL Blue Jays... Ended the season on a 7-game hitting streak, slashing .435/.458/.609 (1.067 OPS) in 24 PA during the stretch... With RISP, batted .333 (7-21) with 2 XBH (2B, HR) and 9 RBI... **2022:** Spent season with FCL Phillies... Ranked 2nd on team in OBP and OPS (min. 100 PA)... Reached base safely in 14 of his first 16 games... **2021:** Began professional career with DSL Phillies Red... Made starts at 2nd base (4), 3rd base (3) and SS (36)... **2020:** Did not play.

YEAR	CLUB	AVG	G	AB	R	H	2B	3B	HR	RBI	SH	SF	HP	BB	SO	SB	CS	OBP	SLG	OPS	E
2020	Did not play																				
2021	DSL Phillies-R	.274	43	146	20	40	7	1	1	18	0	3	2	12	22	3	7	.331	.356	.688	7
2022	FCL Phillies	.276	39	123	14	34	8	0	0	9	0	0	1	16	27	4	4	.364	.341	.705	4
2023	FCL Phillies	.258	30	89	19	23	4	0	2	10	0	0	1	10	19	0	0	.340	.371	.711	3
Minors Totals		.271	112	358	53	97	19	1	3	37	0	3	4	38	68	7	11	.345	.355	.700	14

GONZALEZ, JACOB CHRISTOPHER... INF... B-T: R-R... **HT:** 6-5; **WT:** 211... **BORN:** June 26, 1998, Scottsdale, AZ... **RESIDES:** Scottsdale... **HOW OBTAINED:** Signed by Phillies as a minor league free agent, 12/11/23... **EDUCATION:** 2017 graduate of Chaparral HS (AZ)... **MISC:** Originally selected by SF in 2nd round of 2017 MLB Draft... Selected by PIT from SF in the minor league phase of 2021 Rule 5 Draft... Son of 5-time ML All-Star Luis Gonzalez... **SIGNED BY:** Chuck Hensley.

2023: Spent the season with Altoona (AA) in the PIT organization... Played in 53 games (50 starts) at 1st base and started 1 game at 3rd base... Slashed .302/.377/.509 (.886 OPS) in 15 June games... **2022:** Began the season with Bradenton (A)... Named Florida State League Player of the Week (4/11-17 and 4/18-24) and Florida State League Player of the Month in April after slashing .448/.513/.731 (1.244 OPS) with 7 2B, 4 HR, 14 RBI and 6 BB in 18 games during the month... Promoted to Greensboro (A) on 5/9... Had at least 2 hits in his first 6 games with Greensboro from 5/10-17, the longest such streak in the South Atlantic League... Ranked 10th in the SAL in AVG... Named SAL Player of the Week (5/9-15)... Played for the Surprise Saguaros in the Arizona Fall League... Named a PIT Organization All-Star by MiLB.com... **2021:** Began the season with Eugene (A)... Assigned to Arizona Complex League Giants Black (R) on 7/8 and posted a .987 fielding percentage in games at 1st base, 3rd base and LF... Led the ACL in SF, was T-3rd in RBI, T-6th in HR, ranked 8th in SLG and TB (76) and 9th in OPS... Had 2 HR for the only time in his career on 9/7 at ACL D-Backs... Slashed .452/.500/.710 (1.210 OPS) during his 9-game hitting streak from 8/26-9/7... Batted .381 (16-42) vs LHP with ACL Giants Black... **2020:** Did not play... **2019:** Spent the season with Augusta (A)... Made appearances at 1st base (18), 3rd base (66) and LF (8)... Had a .393 OBP (84 PA) in 21 April games... Went 34-for-105 (.324 AVG) with RISP... Went 2-for-7 in 2 playoff games... **2018:** Spent the season with Augusta... Appeared in 94 games (all starts) at 3rd base... Ended the season ranked as the No. 9 prospect in the SF organization, according to MiLB.com... **2017:** Began professional career with Arizona League Giants (R)... AZL rankings: 3rd in AVG, 4th in hits, T-4th in 2B, 5th in OBP and 7th in OPS... Had at least 2 hits in 5 consecutive games from 6/30-7/5, tied for the longest such streak by an AZL Giants player... Was named AZL Player of the Month in August after slashing .322/.371/.437 (.808 OPS) with 7 doubles, HR, 11 RBI and 6 BB in 23 games... Named an AZL postseason All-Star... Batted .412 (7-17) in 4 postseason games.

YEAR	CLUB	AVG	G	AB	R	H	2B	3B	HR	RBI	SH	SF	HP	BB	SO	SB	CS	OBP	SLG	OPS	E
2017	AZL Giants	.339	46	168	23	57	15	1	1	21	0	2	8	16	23	0	1	.418	.458	.876	14
2018	Augusta	.227	122	459	54	104	20	2	8	45	0	2	15	31	107	7	5	.296	.331	.627	30
2019	Augusta	.241	125	449	54	108	25	1	10	57	0	6	10	39	80	0	0	.312	.367	.679	24
2020	Did not play																				
2021	Eugene	.174	27	92	10	16	4	0	1	9	0	1	2	8	21	1	0	.252	.250	.502	6
	ACL Giants-B	.301	48	153	27	46	9	0	7	36	0	*7	7	11	33	1	0	.360	.497	.857	3
2022	Bradenton	.393	24	89	14	35	11	0	4	16	0	2	7	9	14	0	0	.477	.652	1.129	2
	Greensboro	.281	88	334	41	94	13	1	9	45	0	3	9	27	49	2	1	.349	.407	.756	4
2023	Altoona	.237	86	308	30	73	9	1	8	44	0	4	10	16	60	0	1	.293	.351	.644	4
Minors Totals		.260	566	2052	253	533	106	6	48	273	0	27	68	157	387	11	8	.329	.387	.716	87

* League leader

GONZÁLEZ, LUIS FERNANDO... RHP... B-T: R-R... **HT:** 6-0; **WT:** 192... **BORN:** July 15, 2005, Barquisimeto, VZ... **RESIDES:** Barquisimeto... **HOW OBTAINED:** Signed by Phillies as an amateur free agent, 1/15/22... **SIGNED BY:** Carlos Salas and Franklin Rojas.

2023: Began the season with Dominican Summer League Phillies Red (R)... Ranked 7th in the DSL in ERA... Led all Phillies short-season minor leaguers in IP and ERA (min. 40.0 IP)... Posted a 1.00 ERA (2 ER, 18.0 IP) and a 0.83 WHIP (13 H, 2 BB) in 4 June starts... Pitched a scoreless inning in the DSL All-Star Game on 7/30... Assigned to DSL Phillies White (R) on 8/17... Had a 4.22 SO/BB ratio between both teams... Went 2-0 with a 1.64 ERA (2 ER, 11.0 IP), a 0.82 WHIP (7 H, 2 BB) and held hitters to a .171 AVG (7-41) in 2 postseason games... In the postseason, was tied for the lead in the DSL in wins, ranked 2nd in IP and finished T-3rd in SO (8)... **2022:** Began professional career with DSL Phillies Red... Made his pro debut, 6/9 at DSL Rangers Blue... Posted a 6.00 SO/BB ratio (30 SO, 5 BB).

YEAR	CLUB	W-L	ERA	G	GS	CG	SHO	SV	IP	H	R	ER	HR	HB	BB	SO	WP	BK	AVG
2022	DSL Phillies-R	4-5	3.71	11	11	0	0	0	51.0	53	25	21	2	5	5	30	1	2	.268
2023	DSL Phillies-R	4-1	2.08	10	9	0	0	0	47.2	42	12	11	0	3	9	36	2	0	.241
	DSL Phillies-W	0-0	0.00	1	0	0	0	1	2.0	2	0	0	0	0	0	2	0	0	.250
	DSL Combined	4-1	1.99	11	9	0	0	1	49.2	44	12	11	0	3	9	38	2	0	.242
Minors Totals		8-6	2.86	22	20	0	0	1	100.2	97	37	32	2	8	14	68	3	2	.255

GONZALEZ, ORLANDO... RHP... B-T: R-R... **HT:** 6-0; **WT:** 199... **BORN:** November 22, 2002, Tepatitlán de Morelos, MX... **RESIDES:** Tepatitlán de Morelos... **HOW OBTAINED:** Signed by Phillies as an amateur free agent, 7/29/23... **SIGNED BY:** Charlie Gastelum.

GRAVES, WILLIAM MAVIS (Mavis)... LHP... B-T: L-L... **HT:** 6-4; **WT:** 230... **BORN:** November 20, 2003, Greenville, SC... **RESIDES:** Greer, SC... **HOW OBTAINED:** Selected by Phillies in 6th round of 2022 MLB Draft... **SIGNED BY:** Aaron Jersild... **EDUCATION:** 2022 graduate of Eastside HS (SC).

2023: Began professional career with the Florida Complex League Phillies (R)... Was tied for the lead in the FCL in starts and ranked 10th in SO... Made his professional debut on 6/6 vs FCL Blue Jays... Led all Rookie-level players in the Phillies organization in starts... Led FCL Phillies in SO... Had a 2.70 ERA (3 ER, 10.0 IP) in 3 starts in August... Averaged 11.91 SO/9.0 IP... **2022:** Participated in Florida Instructional League.

YEAR	CLUB	W-L	ERA	G	GS	CG	SHO	SV	IP	H	R	ER	HR	HB	BB	SO	WP	BK	AVG
2023	FCL Phillies	0-4	7.68	11	#11	0	0	0	34.0	35	33	29	4	5	29	45	8	2	.273

Tied for league lead

GUTIERREZ, DARIAM JOSÉ... OF... B-T: R-R... **HT:** 6-0; **WT:** 213... **BORN:** January 28, 2002, La Habana, Cuba... **RESIDES:** San Cristóbal, DR... **HOW OBTAINED:** Signed by Phillies as an amateur free agent, 12/6/21... **SIGNED BY:** Carlos Salas and Luis García.

2023: Spent the season with Dominican Summer League Phillies White (R), making starts in LF (14), CF (2), RF (7) and an appearance at 1st base... Led DSL Phillies White in doubles and AVG (min. 50 PA)... Had 2 hits in 3 straight games from 6/8-12, tied for the longest such streak by a DSL Phillies White player... Tied his career high with 4 hits on 7/8 at DSL NYY Bombers... Against RHP, slashed .379/.500/.530 (1.030 OPS) with 10 2B and 17 RBI in 83 PA... Appeared in 3 postseason games... **2022:** Began professional career with DSL Phillies Red... Made his pro debut, 6/7 against DSL Rangers Blue... Transferred to DSL Phillies White on 6/16 for remainder of season... Posted a slash line of .365/.441/.577 (1.018 OPS) in 17 July games (59 PA)... Defensively made starts at every OF position... Participated in Florida Instructional League.

YEAR	CLUB	AVG	G	AB	R	H	2B	3B	HR	RBI	SH	SF	HP	BB	SO	SB	CS	OBP	SLG	OPS	E
2022	DSL Phillies-R	.100	4	10	2	1	1	0	0	1	0	0	1	2	3	3	0	.308	.200	.508	0
	DSL Phillies-W	.275	40	120	22	33	6	2	2	26	0	2	3	15	27	13	3	.364	.408	.772	3
	DSL Combined	.262	44	130	24	34	7	2	2	27	0	2	4	17	30	16	3	.359	.392	.751	3
2023	DSL Phillies-W	.323	37	96	28	31	11	0	0	21	2	0	5	13	22	6	0	.430	.438	.868	1
Minors Totals		.288	81	226	52	65	18	2	2	48	2	2	9	30	52	22	3	.390	.412	.802	4

GUZMAN, JORGE ADRIEL... LHP... B-T: L-L... **HT:** 6-1; **WT:** 170... **BORN:** March 17, 2007, Guadalajara, MX... **RESIDES:** Guadalajara... **HOW OBTAINED:** Signed by Phillies as an amateur free agent, 1/15/24... **SIGNED BY:** Charlie Gastelum.

HAAKE, ZACHARY (Zach)... **RHP...** **B-T:** R-R... **HT:** 6-4; **WT:** 211... **BORN:** October 8, 1996, Belleville, IL... **RESIDES:** Breese, IL... **HOW OBTAINED:** Signed by Phillies as a minor league free agent, 3/30/23... **EDUCATION:** Attended University of Kentucky, John A Logan College (IL) and Arkansas State University... 2015 graduate of Mater Dei Catholic HS (IL)... **MISC:** Originally selected by KC in 6th round of 2018 MLB Draft... **SIGNED BY:** Mike Farrell.

2023: Signed a minor league contract with the Phillies on 3/30 after being released by KC on 3/21... Pitched in games with Florida Complex League Phillies (R), Clearwater (A) and Jersey Shore (A) before being promoted to Reading (AA) on 7/6 for the rest of the year... With the Fightin Phils in July, had a 2.20 ERA (4 ER, 16.1 IP) with 18 SO to 2 BB in 4 outings (3 starts)...

2022: Made his first 3 appearances of the year with Northwest Arkansas (AA)... On the IL from 4/22-7/8, which included rehab assignments with Arizona Complex League Royals (R) and Quad Cities (A)... Promoted to Omaha (AAA) on 8/30 and earned his first win with the team on 9/10 vs Indianapolis... **2021:** Pitched for Quad Cities... Went 3-1 and held opponents to a .172 AVG (17-99) in 6 June starts... Named High-A Central Pitcher of the Week (6/14-20) after pitching 6.0 scoreless IP with 4 SO on 6/18 vs Wisconsin... On the IL from 7/5-9/13, which included rehab assignments with ACL Royals Blue and ACL Royals Gold... Named ACL Pitcher of the Week (9/6-12) after striking out 7 hitters in 5.0 scoreless IP over 2 starts... Made 2 playoff appearances, going 1-0 with 4 SO in 3.1 scoreless IP... Pitched for Surprise in the Arizona Fall League... **2020:** Did not pitch... **2019:** Pitched for Lexington (A)... Picked up his first professional win on 4/11 vs Columbia (5.0 IP, 1 ER, 6 SO)... Had a career-high 12 SO on 4/27 vs Greenville... Posted a 1.73 ERA (5 ER, 26.0 IP) with 36 SO to 9 BB in 5 April starts... On the IL from 5/6-6/22, which included a rehab assignment with Idaho Falls (R)... Had 3 consecutive scoreless starts from 7/25-8/6 (14.0 IP)... With Lexington, held LHH to a .182 AVG (16-88)... Made 2 postseason starts, striking out 13 batters and allowing 2 ER in 10.1 IP (1.74 ERA)... **2018:** Began professional career with Arizona League Royals (R)... 4 of his 5 appearances with the team were scoreless... Transferred to Idaho Falls on 8/29... With both teams, limited RHH to a .059 AVG (2-34).

YEAR	CLUB	W-L	ERA	G	GS	CG	SHO	SV	IP	H	R	ER	HR	HB	BB	SO	WP	BK	AVG
2018	AZL Royals	0-0	1.86	5	4	0	0	0	9.2	7	2	2	1	1	2	10	0	0	.200
	Idaho Falls	0-0	1.59	2	2	0	0	0	5.2	2	1	1	0	0	2	4	0	0	.111
2019	Lexington	4-6	2.85	18	18	0	0	0	75.2	60	32	24	2	2	36	90	3	1	.221
	Idaho Falls	0-0	0.00	1	1	0	0	0	4.1	2	0	0	0	1	3	4	0	0	.154
2020	Did not pitch																		
2021	Quad Cities	4-1	3.74	11	10	0	0	0	45.2	35	20	19	9	1	22	47	1	0	.208
	ACL Royals-B	0-0	2.25	2	2	0	0	0	4.0	4	2	1	0	0	0	5	0	0	.286
	ACL Royals-G	0-0	0.00	2	2	0	0	0	4.0	1	0	0	0	0	1	6	0	0	.077
2022	NW Arkansas	1-1	5.45	14	1	0	0	0	33.0	39	21	20	3	2	17	30	1	0	.289
	ACL Royals	0-0	3.60	2	1	0	0	0	5.0	5	2	2	1	0	0	8	1	0	.238
	Quad Cities	0-1	2.38	4	4	0	0	0	11.1	10	6	3	1	0	3	11	0	0	.222
2023	Omaha	1-1	6.75	5	1	0	0	0	6.2	10	9	5	0	0	8	10	1	0	.333
2023	FCL Phillies	0-0	0.00	1	1	0	0	0	4.0	3	0	0	0	0	2	3	0	0	.200
	Clearwater	0-1	9.45	2	1	0	0	0	6.2	10	7	7	3	1	4	6	2	0	.345
	Jersey Shore	1-0	0.00	1	1	0	0	0	5.0	4	0	0	0	0	1	6	0	0	.222
	Reading	2-5	5.06	12	11	0	0	0	53.1	52	32	30	6	4	19	48	5	0	.257
Minors Totals		13-16	3.74	82	60	0	0	0	274.0	244	134	114	26	12	120	288	14	1	.237

HARPER, DANIEL HAYES... **RHP...** **B-T:** R-R... **HT:** 6-3; **WT:** 228... **BORN:** June 1, 1999, Merriam, KS... **RESIDES:** Fairway, KS... **HOW OBTAINED:** Selected by Phillies in 17th round of 2022 MLB Draft... **SIGNED BY:** Timi Moni... **EDUCATION:** 2022 graduate of the University of Kentucky... 2017 graduate of Bishop Miege HS (KS).

2023: Began the season on IL (right elbow surgery)... Activated by Clearwater (A) on 6/9... Earned his first professional win on 8/19 vs Dunedin (2.0 IP, 0 ER)... Posted a 3.38 ERA (6 ER, 16.0 IP) in 11 home appearances... Had 3 SO in 4.0 IP over 2 scoreless playoff outings... **2022:** Began professional career with Clearwater (A)... Made his pro debut, 8/12 vs St. Lucie... Did not allow an earned run in 6 of 7 appearances... Participated in Florida Instructional League.

YEAR	CLUB	W-L	ERA	G	GS	CG	SHO	SV	IP	H	R	ER	HR	HB	BB	SO	WP	BK	AVG
2022	Clearwater	0-0	1.08	7	0	0	0	1	8.1	9	3	1	0	0	3	7	0	0	.281
2023	Clearwater	2-1	6.42	23	0	0	0	1	33.2	42	26	24	1	0	25	27	5	2	.313
Minors Totals		2-1	5.36	30	0	0	0	2	42.0	51	29	25	1	0	28	34	5	2	.307

HELMIG, LOU MARTIN... **INF...** **B-T:** L-R... **HT:** 6-5; **WT:** 212... **BORN:** May 1, 2003, Paderborn, Germany... **RESIDES:** Kallmünz, Germany... **HOW OBTAINED:** Signed by Phillies as an amateur free agent, 1/16/22... **SIGNED BY:** Claudio Scerrato.

2023: Spent the season with Florida Complex League Phillies (R)... Appeared in games at 1st base (11), 3rd base (2) and LF (1)... Hit his first professional HR on 6/29 at FCL Tigers... Slashed .333/.400/.722 (1.122 OPS) during his 5-game hit streak from 6/17-7/1... Was T-2nd in the FCL in sacrifice hits... Placed on the IL (left labrum tear) on 8/17 and missed the rest of the season... **2022:** Began professional career with FCL Phillies... Made his pro debut, 6/7 at FCL Blue Jays... Began his career with a 13-game on-base streak (6/7-6/25)... Posted a .373 OBP and a .746 OPS in 16 June games.

YEAR	CLUB	AVG	G	AB	R	H	2B	3B	HR	RBI	SH	SF	HP	BB	SO	SB	CS	OBP	SLG	OPS	E
2022	FCL Phillies	.195	33	87	6	17	3	1	0	13	0	1	3	14	32	4	2	.324	.253	.577	4
2023	FCL Phillies	.149	16	47	12	7	2	1	1	6	2	1	1	9	17	2	0	.293	.298	.591	2
Minors Totals		.179	49	134	18	24	5	2	1	19	2	2	4	23	49	6	2	.313	.269	.582	6

HENRIQUEZ, JONH ENMANUEL... RHP... B-T: R-R... **HT:** 5-11; **WT:** 218... **BORN:** October 30, 1999, San Francisco de Macoris, DR... **RESIDES:** San Francisco de Macoris... **HOW OBTAINED:** Signed by Phillies as an amateur free agent, 6/7/22... **SIGNED BY:** Carlos Salas and José Guzman.

2023: Began the year with Clearwater (A)... Led the Florida State League and all Phillies minor league pitchers in wins... Earned his first professional win on 4/15 vs Fort Myers... Set career highs in SO (7) and IP (3.2) on 4/30 vs St. Lucie... Went 3-0 with a 2.40 ERA (4 ER, 15.0 IP), a 0.93 WHIP (8 H, 6 BB) and limited batters to a .157 AVG (8-51) in 6 April appearances... Promoted to Jersey Shore (A) on 8/21... With both clubs, limited RHH to a .179/.290/.283 (.573 OPS) slash line in 169 PA... **2022:** Began professional career with Dominican Summer League Phillies Red (R)... Made his pro debut, 7/28 at DSL Tigers 2... Participated in Florida Instructional League.

YEAR	CLUB	W-L	ERA	G	GS	CG	SHO	SV	IP	H	R	ER	HR	HB	BB	SO	WP	BK	AVG
2022	DSL Phillies-R	0-2	3.00	5	0	0	0	2	6.0	6	4	2	0	0	4	7	0	0	.261
2023	Clearwater	*14-1	3.21	30	0	0	0	3	61.2	39	30	22	4	3	36	60	7	5	.181
	Jersey Shore	0-1	7.11	5	0	0	0	0	6.1	6	6	5	0	1	8	4	3	0	.250
Minors Totals		14-4	3.53	40	0	0	0	5	74.0	51	40	29	4	4	48	71	10	5	.195

* League leader

HEREDIA, JOEL... RHP... B-T: R-R... **HT:** 6-6; **WT:** 211... **BORN:** January 15, 2004, Santo Domingo, DR... **RESIDES:** Santo Domingo... **HOW OBTAINED:** Signed by Phillies as an amateur free agent, 7/29/22... **SIGNED BY:** Victor Santana.

2023: Began professional career with Dominican Summer League Phillies Red (R)... Was tied for the club lead in starts... Earned his first win on 8/3 vs DSL Tigers 2 (5.0 IP, 0 ER, 6 SO)... Held RHH to a .185 (12-65) AVG... Assigned to DSL Phillies White on 8/26.

YEAR	CLUB	W-L	ERA	G	GS	CG	SHO	SV	IP	H	R	ER	HR	HB	BB	SO	WP	BK	AVG
2023	DSL Phillies-R	1-4	4.89	11	10	0	0	0	35.0	35	28	19	2	#12	23	33	6	1	.269

Tied for league lead

HEREDIA, RAYLIN... OF... B-T: R-R... **HT:** 6-0; **WT:** 207... **BORN:** November 10, 2003, Santo Domingo, DR... **RESIDES:** Santo Domingo... **HOW OBTAINED:** Signed by Phillies as an amateur free agent, 1/15/21... **SIGNED BY:** Carlos Salas and Juan Feliciano.

2023: Began the year with Florida Complex League Phillies (R) and led the team in hits... Was tied for the lead in the FCL in 3B, ranked 3rd in AVG, SLG and OPS, 5th in OBP, was T-8th in XBH (17) and ranked 9th in TB (75)... Started games in CF (13) and RF (20) for FCL Phillies... Had 8-game hitting streaks from 6/5-17 and 6/29-7/13, tied for the longest by an FCL Phillies player... Named Phillies Minor League Hitter of the Month in June after slashing .377/.443/.639 (1.082 OPS) with 5 2B, 3B, 3 HR, 15 RBI and 4 SB in 70 PA... Hit a grand slam on 6/22 at FCL Blue Jays, tying a career high in RBI (4)... With FCL Phillies, was 16-for-37 (.432 AVG) with a 1.176 OPS with RISP... Promoted to Clearwater (A) on 8/14... Made starts in LF (1) and RF (17) for the Threshers... Earned MLB Pipeline Prospect Team of the Week honors (9/4-11) after going 10-for-17 (.588 AVG) with 2 2B, 3B, HR, 5 RBI and a 1.611 OPS in 18 PA... Named Florida State League Player of the Week (9/4-10)... Played in 5 playoff games for Clearwater... At the end of the season, was ranked as the No. 22 prospect in the Phillies system by MLB.com... **2022:** Spent season with Dominican Summer League Phillies White (R)... Ranked 2nd on the team in SLG, 3rd in OPS (min. 100 PA) and 5th in AVG... Posted a slash line of .290/.338/.548 in 19 July games (68 PA)... Participated in Florida Instructional League... **2021:** Began professional career with DSL Phillies Red... Made his pro debut, 7/24 vs DSL Phillies White.

YEAR	CLUB	AVG	G	AB	R	H	2B	3B	HR	RBI	SH	SF	HP	BB	SO	SB	CS	OBP	SLG	OPS	E
2021	DSL Phillies-R	.500	2	4	0	2	0	0	0	1	0	0	0	1	0	0	0	.500	.500	1.000	0
2022	DSL Phillies-W	.273	51	172	27	47	16	5	2	33	0	2	3	13	49	7	1	.332	.459	.791	1
2023	FCL Phillies	.326	35	141	30	46	9	#4	4	25	0	1	5	17	42	7	3	.415	.532	.947	6
	Clearwater	.288	18	66	9	19	3	1	1	9	0	1	0	6	23	4	0	.342	.409	.751	1
Minors Totals		.298	106	383	66	114	28	10	7	68	0	4	8	36	115	18	4	.367	.478	.845	8

Tied for league lead

HERNANDEZ, ANDRES ALEJANDRO... INF... B-T: R-R... **HT:** 6-2; **WT:** 173... **BORN:** March 10, 2005, VZ... **RESIDES:** La Victoria, VZ... **HOW OBTAINED:** Signed by Phillies as an amateur free agent, 1/15/22... **SIGNED BY:** Rafael Álvarez and William Mota.

2023: Spent the season with Dominican Summer League Phillies Red (R)... Had a career-high 3 hits on 6/16 at DSL Colorado... Defensively, made appearances at 1st base (10), 2nd base (7), 3rd base (20) and SS (4)... **2022:** Began professional career with DSL Phillies White... Made his pro debut, 6/6 at DSL Giants Black... Made 22 starts at 3rd base.

YEAR	CLUB	AVG	G	AB	R	H	2B	3B	HR	RBI	SH	SF	HP	BB	SO	SB	CS	OBP	SLG	OPS	E
2022	DSL Phillies-W	.147	27	68	9	10	2	1	0	9	0	1	2	14	23	0	1	.306	.206	.512	12
2023	DSL Phillies-R	.165	36	97	7	16	3	0	0	10	0	0	3	14	27	6	4	.289	.196	.485	5
Minors Totals		.158	63	165	16	26	5	1	0	19	0	1	5	28	50	6	5	.296	.200	.496	17

HERNÁNDEZ, CRISTIAN GREGORIO... RHP... B-T: R-R... **HT:** 6-2; **WT:** 251... **BORN:** September 23, 2000, Cumaná, VZ... **RESIDES:** Cumaná... **HOW OBTAINED:** Signed by Phillies as an amateur free agent, 7/9/17... **SIGNED BY:** Ebert Velásquez.

2023: Spent the season with Reading (AA)... Struck out 2 hitters in 1.1 IP on 5/3 at Hartford, earning his first win with the Fighting Phils... From May-July, went 3-2 with a 2.52 ERA (11 ER, 39.1 IP) with 42 SO in 25 games (4 starts)... On the IL from 8/10-30 (right forearm strain)... **2022:** Spent season with Jersey Shore (A)... Posted a 1.54 ERA (2 ER, 11.2 IP) and struck out 25.6% (11-43) batters faced in 6 July games... Pitched for Surprise in Arizona Fall League... **2021:** Spent majority of season with Clearwater (A)... Finished 2nd in SO (94) among all Phillies minor league pitchers... Was on the COVID-related IL, 8/3-30, which included a rehab assignment with Florida Complex League Phillies (R)... Combined to average 11.18 SO/9.0 IP (94 SO, 75.2 IP)... Held opponents to a .188 AVG (12-64) with RISP... Participated in Florida Instructional League... **2020:** Participated in FIL... **2019:** Did not pitch... Participated in FIL... **2018:** Named a Dominican Summer League All-Star... Began professional career with DSL Phillies Red (R)... Allowed 1 or 0 BB in 11 of his 13 starts... Averaged 1.43 BB/9.0 IP... Earned first pro win, 7/18 vs DSL Mets-1... Participated in FIL.

YEAR	CLUB	W-L	ERA	G	GS	CG	SHO	SV	IP	H	R	ER	HR	HB	BB	SO	WP	BK	AVG
2018	DSL Phillies-R	2-3	2.57	13	13	0	0	0	63.0	62	28	18	2	3	10	49	5	0	.250
2019	Did not pitch																		
2020	Did not pitch																		
2021	Clearwater	2-7	3.69	18	15	0	0	0	70.2	62	31	29	11	4	29	86	2	0	.235
	FCL Phillies	0-0	1.80	2	2	0	0	0	5.0	2	1	1	1	1	0	8	0	0	.118
2022	Jersey Shore	5-3	4.70	29	9	0	0	1	74.2	79	44	39	7	5	19	67	5	0	.269
2023	Reading	4-4	3.66	35	4	0	0	0	51.2	50	26	21	10	5	24	66	2	3	.249
Minors Totals		13-17	3.67	97	43	0	0	1	265.0	255	130	108	31	18	82	276	14	3	.249

HERNÁNDEZ, FERNANDO JESÚS... INF... B-T: R-R... **HT:** 5-11; **WT:** 186... **BORN:** March 30, 2003, Cabudare, VZ... **RESIDES:** Cabudare... **HOW OBTAINED:** Signed by Phillies as an amateur free agent, 7/2/19... **SIGNED BY:** Rafael Álvarez and Franklin Rojas.

2023: Began the season with Dominican Summer League Phillies White (R)... Scored a career-high 3 runs on 6/10 at DSL Arizona Black... Tied a career high with 3 BB on 7/8 at DSL NY Yankees... Assigned to DSL Phillies Red 7/19... Slashed .321/.441/.429 (.870 OPS) in 12 August games (34 PA)... Led all Phillies minor league players in OBP (min. 100 PA)... Had a 20.2% BB rate (21 BB, 104 PA) in total with both clubs... Against RHH, had a .339 AVG (21-62) with 19 BB and a .512 OBP... In the field, made starts at 1st base, 2nd base, 3rd base and SS... **2022:** Spent season with DSL Phillies Red... Recorded a .360 OBP in 14 June games (50 PA)... Made starts at every infield position and combined to record a .972 fielding percentage... **2021:** Began professional career with DSL Phillies Red... Made starts at 2nd base, 3rd base and SS... Did not commit an error in 54 total chances at 3rd base... **2020:** Did not play.

YEAR	CLUB	AVG	G	AB	R	H	2B	3B	HR	RBI	SH	SF	HP	BB	SO	SB	CS	OBP	SLG	OPS	E
2021	DSL Phillies-R	.274	37	106	18	29	6	0	0	9	0	0	5	15	30	11	4	.389	.330	.719	4
2022	DSL Phillies-R	.179	48	145	21	26	7	2	2	21	0	2	3	20	36	6	3	.288	.297	.585	5
2023	DSL Phillies-W	.304	21	46	9	14	3	0	0	9	0	0	2	13	13	3	2	.475	.370	.845	3
	DSL Phillies-R	.281	16	32	10	9	1	1	0	8	0	0	3	8	4	0	2	.465	.375	.840	6
	DSL Combined	.295	37	78	19	23	4	1	0	17	0	0	5	21	17	3	4	.471	.372	.843	9
Minors Totals		.237	122	329	58	78	17	3	2	47	0	2	13	56	83	20	11	.368	.325	.693	18

HERNANDEZ, MAXWEL ELIEZER... RHP... B-T: R-R... **HT:** 6-0; **WT:** 233... **BORN:** May 14, 2003, Santo Domingo, DR... **RESIDES:** Villa Altigracia, DR... **HOW OBTAINED:** Signed by Phillies as an amateur free agent, 10/26/21... **SIGNED BY:** José Guzman.

2023: Spent the season with Dominican Summer League Phillies White (R)... Led the team in IP... Went 2-0 with a 1.93 ERA (4 ER, 18.2 IP) and held hitters to a .164 AVG (11-67) in 4 July starts... Was the only Phillies Rookie-level pitcher to throw a complete game (9.0 IP, ER, 7 SO on 8/4 at DSL Angels)... Allowed 1 ER or fewer in 7 of his 10 starts... Limited LHH to a .179 (14-78) AVG... Went 4.0 scoreless innings with 4 SO in his lone postseason start at DSL Angels on 8/24... **2022:** Led all Phillies short-season pitchers (min. 40.0 IP) in ERA, opponent AVG, WHIP (0.81), SO and games started... Led all qualifying Dominican Summer League pitchers in ERA and OPP AVG... Began professional career with DSL Phillies White... Made his pro debut, 6/7 at DSL Tigers 1... Did not allow an earned run in his first 4 career starts (17.2 IP)... Held LHH to a .102 AVG (5-49).

YEAR	CLUB	W-L	ERA	G	GS	CG	SHO	SV	IP	H	R	ER	HR	HB	BB	SO	WP	BK	AVG
2022	DSL Phillies-W	3-2	*0.72	11	11	0	0	0	49.2	24	9	4	1	9	16	51	4	2	*.140
2023	DSL Phillies-W	3-0	2.76	10	10	1	0	0	45.2	34	17	14	2	1	23	40	4	1	.201
Minors Totals		6-2	1.70	21	21	1	0	0	95.1	58	26	18	3	10	39	91	8	3	.171

* League leader

HETTIGER, KEHDEN JOHN... C... B-T: S-R... **HT:** 6-2; **WT:** 209... **BORN:** May 25, 2004, Los Angeles, CA... **RESIDES:** Palmdale, CA... **HOW OBTAINED:** Selected by Phillies in 11th round of 2023 MLB Draft... **SIGNED BY:** Zach Friedman... **EDUCATION:** 2023 graduate of Sierra Canyon School (CA)... **MISC:** In 2023, slashed .350/.495/.658 (1.153 OPS) with 13 XBH (6 HR) and 26 BB in 112 PA during his senior spring season.

2023: Began professional career with Florida Complex League Phillies (R)... Threw out 46.7% (7-15) of attempted base stealers... Had a least 1 BB in 5 consecutive games from 8/11-21, tied for the longest such streak by a Phillies Rookie-level player... At the end of the season, was ranked as the No. 29 prospect in the Phillies minor league system by MLB.com.

YEAR	CLUB	AVG	G	AB	R	H	2B	3B	HR	RBI	SH	SF	HP	BB	SO	SB	CS	OBP	SLG	OPS	E
2023	FCL Phillies	.190	10	21	5	4	1	0	0	3	0	0	0	6	7	0	1	.370	.238	.608	0

HOPEWELL, CHASE ROBERT... RHP... B-T: R-R... **HT:** 6-5; **WT:** 205... **BORN:** January 23, 2001, Cincinnati, OH... **RESIDES:** Cincinnati... **HOW OBTAINED:** Signed by Phillies as a non-drafted free agent, 7/19/23... **SIGNED BY:** Timi Moni... **EDUCATION:** Attended University of Cincinnati and University of Findlay (OH)... 2019 graduate of Stephen T. Badin HS (OH).

2023: Began professional career with Florida Complex League Phillies (R), making his debut on 8/19 vs FCL Tigers.

YEAR	CLUB	W-L	ERA	G	GS	CG	SHO	SV	IP	H	R	ER	HR	HB	BB	SO	WP	BK	AVG
2023	FCL Phillies	0-0	13.50	2	0	0	0	0	2.0	3	3	3	1	0	2	4	2	0	.333

ISER, HERBERT BERNARDO... C... B-T: L-R... **HT:** 6-2; **WT:** 223... **BORN:** December 14, 1997, Montego Bay, Jamaica... **RESIDES:** Manor, TX... **HOW OBTAINED:** Selected by Phillies in 23rd round of 2019 MLB Draft... **SIGNED BY:** Ralph Garr Jr... **EDUCATION:** Attended Dallas Baptist University (TX) and San Jacinto College North (TX)... 2016 graduate of Osceola HS (FL)... **MISC:** Originally selected by BAL in 24th round of 2018 MLB Draft, but did not sign.

2023: Spent the season with Reading (AA)... Slashed .385/.429/.692 (1.121 OPS) in 5 August games (14 PA)... Made 17 starts behind the plate, throwing out 28.0% (7-25) of attempted base stealers... Made his second career pitching appearance on 8/18 vs Somerset... **2022:** Split most of the season between Jersey Shore (A) and Reading, but also played 2 games with Clearwater (A) and 3 games with Lehigh Valley (AAA)... Posted a .995 fielding percentage (412 chances)... **2021:** Spent majority of the season with Jersey Shore... Played 1 game with both Lehigh Valley and Clearwater... As a catcher, posted a .993 fielding percentage (3 errors in 418 total chances) and threw out 25.9% (14-54) of base runners attempting to steal... Made 12 starts at 1st base... Participated in Florida Instructional League... **2020:** Participated in FIL... **2019:** Began professional career with Gulf Coast League Phillies West (R)... Promoted to Williamsport (A) on 7/3 for the remainder of the season... In 19 starts at catcher, caught 8 base runners in 17 SB attempts (47.1%)... Also made 7 starts at 1st base... Participated in FL.

YEAR	CLUB	AVG	G	AB	R	H	2B	3B	HR	RBI	SH	SF	HP	BB	SO	OBP	SLG	OPS	E		
2019	GCL Phillies-W	.500	5	16	5	8	2	2	0	3	0	0	1	3	2	0	1	.600	.875	1.475	1
	Williamsport	.179	32	106	12	19	4	1	2	6	0	3	1	6	38	2	0	.224	.292	.517	5
2020	Did not play																				
2021	Jersey Shore	.177	68	232	18	41	11	2	5	31	0	5	3	13	80	0	0	.225	.306	.531	3
	Lehigh Valley	.000	1	1	0	0	0	0	0	0	0	0	0	0	0	0	0	.000	.000	.000	0
	Clearwater	.000	1	3	0	0	0	0	0	0	0	0	0	1	0	0	0	.000	.000	.000	0
2022	Jersey Shore	.274	32	95	6	26	4	0	2	14	0	1	1	13	23	0	1	.364	.379	.743	3
	Clearwater	.143	2	7	0	1	0	0	0	1	0	0	0	1	0	0	0	.250	.143	.393	1
	Lehigh Valley	.286	3	7	0	2	0	0	0	0	0	0	1	2	0	0	0	.375	.286	.661	0
	Reading	.278	23	79	9	22	5	0	2	9	0	0	1	9	19	0	0	.360	.418	.778	1
2023	Reading	.229	23	70	10	16	1	0	3	8	0	0	1	7	20	0	0	.308	.371	.679	3
Minors Totals		.219	190	616	60	135	27	5	14	72	0	9	8	53	185	2	2	.286	.347	.633	17

JEAN, ENDERSON... RHP... B-T: R-R... **HT:** 6-3; **WT:** 188... **BORN:** September 21, 2004, Mao, DR... **RESIDES:** Mao... **HOW OBTAINED:** Signed by Phillies as an amateur free agent, 3/13/23... **SIGNED BY:** Luis García.

2023: On the restricted list from 6/4-7/19... Made professional debut with Dominican Summer League Phillies Red (R) on 7/22 at DSL Giants Black... Held RHH to a .188 AVG (3-16).

YEAR	CLUB	W-L	ERA	G	GS	CG	SHO	SV	IP	H	R	ER	HR	HB	BB	SO	WP	BK	AVG
2023	DSL Phillies-R	1-1	12.27	6	0	0	0	0	7.1	5	10	10	0	2	12	5	6	0	.217

JIMÉNEZ, ESTIBENZON JOSÉ... RHP... B-T: R-R... **HT:** 6-0; **WT:** 221... **BORN:** January 25, 2002, San Felipe, VZ... **RESIDES:** Yumare, VZ... **HOW OBTAINED:** Signed by Phillies as an amateur free agent, 11/27/19... **SIGNED BY:** Rafael Álvarez and William Mota.

2023: Began the year on the IL... Activated by Clearwater (A) on 4/27 and spent the season with the Threshers... Earned his first win with Clearwater in his season debut on 4/27 vs St. Lucie (2.0 IP, 0 ER, 3 SO)... Was T-8th in the Florida State League in starts... Led the Threshers in starts and IP... Had a 2.16 ERA (6 ER, 25.0 IP) in 5 starts in July... Pitched in 2 postseason games, going 0-1 with a 3.86 ERA (3 ER, 7.0 IP), SV and 12 SO... **2022:** Spent majority of season with Florida Complex League Phillies (R)... Finished the season with Clearwater... Struck out 27.5% (49-178) of total batters faced... **2021:** Began professional career with Dominican Summer League Phillies White (R)... Among all Phillies minor league pitchers (min. 45.0 IP), posted the lowest WHIP (0.82) and 2nd-lowest ERA (1.59)... His 6 wins ranked T-6th in the DSL... In 13 relief appearances, posted a 0.76 ERA (3 ER, 35.1 IP) and 0.71 WHIP... Held LHH to a .093 AVG (5-54) and .336 OPS... **2020:** Did not pitch.

YEAR	CLUB	W-L	ERA	G	GS	CG	SHO	SV	IP	H	R	ER	HR	HB	BB	SO	WP	BK	AVG
2020	Did not pitch																		
2021	DSL Phillies-W	6-0	1.59	16	3	0	0	2	45.1	24	13	8	2	7	13	41	2	1	.154
2022	FCL Phillies	2-2	2.29	12	3	0	0	1	35.1	29	12	9	0	1	10	37	1	0	.225
	Clearwater	0-0	3.00	2	2	0	0	0	9.0	5	3	3	2	1	2	12	0	1	.152
2023	Clearwater	4-8	3.60	21	19	0	0	0	90.0	83	41	36	10	7	39	78	5	2	.245
Minors Totals		12-10	2.81	51	27	0	0	3	179.2	141	69	56	14	16	64	168	8	4	.215

JIMENEZ, MANOLFI... OF... B-T: L-L... HT: 6-0; WT: 225... **BORN:** November 14, 2004, Santo Domingo, DR... **RESIDES:** Santo Domingo... **HOW OBTAINED:** Signed by Phillies as an amateur free agent, 1/15/22... **SIGNED BY:** Carlos Salas and Luis García.

2023: Began the season with Dominican Summer League Phillies Red (R)... Made all of his appearances in RF... Slashed .345/.394/.552 (.946 OPS) during his 8-game hitting streak from 6/13-24... Had a 6-game hitting streak from 7/28-8/8... Assigned to DSL Phillies White on 8/10... Produced a .353/.522/.412 (.934 OPS) slash line with 4 BB in 6 postseason games (23 PA)... **2022:** Began professional career with DSL Phillies White... Made his pro debut, 6/6 at DSL Giants Black... Posted a .323 AVG (10-31) against LHP... Posted a slash line of .317/.362/.429 in 18 June games (70 PA).

YEAR	CLUB	AVG	G	AB	R	H	2B	3B	HR	RBI	SH	SF	HP	BB	SO	SB	CS	OBP	SLG	OPS	E
2022	DSL Phillies-W	.246	49	167	26	41	9	1	2	24	0	4	2	12	28	3	1	.297	.347	.644	0
2023	DSL Phillies-R	.258	37	124	16	32	10	1	1	18	0	3	2	10	24	8	6	.317	.379	.696	1
	DSL Phillies-W	.154	8	26	4	4	0	0	0	2	0	0	0	5	1	1	0	.290	.154	.444	0
	DSL Combined	.240	45	150	20	36	10	1	1	20	0	3	2	15	25	9	6	.312	.340	.652	1
Minors Totals		.243	94	317	46	77	19	2	3	44	0	7	4	27	53	12	7	.304	.344	.648	1

JULIO, JORGE ANDRES... OF... B-T: R-R... HT: 6-0; WT: 227... **BORN:** August 4, 2006, Barquisimeto, VZ... **RESIDES:** Barquisimeto... **HOW OBTAINED:** Signed by Phillies as an amateur free agent, 1/15/23... **SIGNED BY:** Franklin Rojas.

2023: Began professional career with Dominican Summer League Phillies White (R)... Appeared in 13 games (11 starts) in RF and 2 in LF (both starts)... Collected his first hit in his debut on 6/5 vs DSL Nationals... Had a 22.9% (11 BB, 48 PA) BB rate... Assigned to DSL Phillies Red on 8/21.

YEAR	CLUB	AVG	G	AB	R	H	2B	3B	HR	RBI	SH	SF	HP	BB	SO	SB	CS	OBP	SLG	OPS	E
2023	DSL Phillies-W	.171	16	35	6	6	3	0	0	3	1	0	1	11	14	2	2	.383	.257	.640	2

KARAFFA, NATHAN THOMAS... RHP... B-T: R-R... HT: 6-0; WT: 212... **BORN:** January 4, 2001, Wheeling, WV... **RESIDES:** Toronto, OH... **HOW OBTAINED:** Selected by Phillies in 20th round of 2022 MLB Draft... **SIGNED BY:** Timi Moni... **EDUCATION:** Attended Ohio State University... 2019 graduate of Toronto HS... **MISC:** In high school, was named the 2019 Ohio Division IV Player of the Year... Was named First Team All-Ohio three times.

2023: Began professional career with Florida Complex League Phillies (R)... Earned his first professional win on 6/30 (gm 2) vs FCL Blue Jays (3.0 IP, 0 ER)... Posted a 1.46 ERA (2 ER, 12.1 IP) and limited hitters to a .190 AVG (8-42) in 6 June appearances... Promoted to Clearwater (A) on 7/18... Picked up his first SV on 9/7 at Palm Beach... Had a 2.70 ERA (5 ER, 16.2 IP) in his last 9 outings with the Threshers... Appeared in 3 playoff games... **2022:** Missed the entire season (right elbow sprain).

YEAR	CLUB	W-L	ERA	G	GS	CG	SHO	SV	IP	H	R	ER	HR	HB	BB	SO	WP	BK	AVG	
2022	Injured – Did not pitch																			
2023	FCL Phillies	1-0	1.88	8	0	0	0	0	14.1	10	4	3	1	0	8	11	2	0	.204	
	Clearwater	0-0	3.72	11	0	0	0	1	19.1	21	12	8	2	2	13	14	4	0	.276	
Minors Totals		1-0	2.94	19	0	0	0	1	33.2	31	16	11	3	2	21	25	6	0	.248	

KEMP, OTTO SEVERSON... INF... B-T: R-R... HT: 6-0; WT: 211... **BORN:** September 9, 1999, Fullerton, CA... **RESIDES:** Capistrano Beach, CA... **HOW OBTAINED:** Signed by Phillies as a non-drafted free agent, 7/28/22... **SIGNED BY:** Zach Friedman... **EDUCATION:** 2022 graduate of Point Loma Nazarene University (CA)... 2018 graduate of Troy HS (CA).

2023: Began the season with Clearwater (A)... Hit his first professional HR on 4/25 vs St. Lucie... Had a career-high 4 hits on 4/26 vs St. Lucie and a career-high 4 RBI on 5/18 vs Bradenton... Slashed .381/.458/.738 (1.196 OPS) with 4 2B, 3B, 3 HR and 12 RBI during his 10-game hitting streak from 5/10-23... Was the only Clearwater player to hit a HR in 3 straight games (5/11-13)... Named Florida State League Player of the Week (5/8-14)... Was T-10th in the FSL in triples... Promoted to Jersey Shore (A) on 8/2 and had a 1.000 fielding percentage for the BlueClaws in 94 total chances... Went 3-for-9 with 2 BB in 3 postseason games... **2022:** Began professional career with Florida Complex League Phillies (R)... Made his pro debut, 8/19 at FCL Yankees... Promoted to Clearwater, 8/25... Posted a .385 OBP in 7 September games (26 PA)... Participated in Florida Instructional League.

YEAR	CLUB	AVG	G	AB	R	H	2B	3B	HR	RBI	SH	SF	HP	BB	SO	SB	CS	OBP	SLG	OPS	E
2022	FCL Phillies	.500	4	10	4	5	0	0	0	2	0	0	0	4	3	2	0	.643	.500	1.143	0
	Clearwater	.128	12	39	6	5	0	0	0	1	0	0	2	7	13	0	0	.292	.128	.420	0
2023	Clearwater	.251	78	263	57	66	12	5	7	43	0	5	13	49	79	17	4	.388	.414	.802	5
	Jersey Shore	.223	31	112	14	25	5	1	0	10	0	3	3	8	30	4	3	.286	.286	.572	0
Minors Totals		.238	125	424	81	101	17	6	7	56	0	8	18	68	125	23	7	.361	.356	.717	5

KING, CHARLES FUGGITT... RHP... B-T: R-R... HT: 6-6; WT: 215... **BORN:** January 6, 1998, Coppell, TX... **RESIDES:** Irving, TX... **HOW OBTAINED:** Signed by Phillies as a non-drafted free agent, 2/2/24... **EDUCATION:** Attended Texas Christian University... 2016 graduate of Coppell HS (TX).

KLASSEN, GEORGE EDWARD... RHP... B-T: R-R... **HT:** 6-1; **WT:** 186... **BORN:** January 26, 2002, West Bend, WI... **RESIDES:** Port Washington, WI... **HOW OBTAINED:** Selected by Phillies in 6th round of 2023 MLB Draft... **SIGNED BY:** Derrick Ross... **EDUCATION:** Attended University of Minnesota... 2020 graduate of Port Washington HS (WI)... **MISC:** Ranked as the No. 24 prospect in the Phillies system by MLB.com after the 2023 season.

KOTOWSKI, DAKOTA JUDE... INF... B-T: R-R... **HT:** 6-5; **WT:** 246... **BORN:** March 26, 2000, Morris, IL... **RESIDES:** Channahon, IL... **HOW OBTAINED:** Signed by Phillies as a non-drafted free agent, 7/26/22... **SIGNED BY:** Justin Munson... **EDUCATION:** 2022 graduate of Missouri State University... 2018 graduate of Providence Catholic HS (IL).

2023: Began the season with Florida Complex League Phillies (R)... Named FCL MVP and an FCL postseason All-Star... Led the FCL in TB (98), XBH (24), HR, SLG and OPS, ranked 5th in RBI and 6th in runs... Led all Phillies short-season minor league players in HR, TB and OPS (min. 125 PA)... Led FCL Phillies in RBI, BB, AB and runs... Hit 2 HR for the first time in his career on 8/12 vs FCL Tigers... Promoted to Clearwater (A) on 8/21... Overall, slashed .300/.397/.717 (1.114 OPS) with 7 HR and 29 RBI with RISP (73 PA)... Made all of his defensive appearances at 1st base, posting a .993 fielding percentage in 294 total chances... Played in 1 postseason game... **2022:** Began professional career with FCL Phillies... Promoted to Clearwater, 8/26, for the remainder of the season... Made his pro debut, 8/6 at FCL Blue Jays... Recorded a hit in 10 of his first 13 games... Participated in Florida Instructional League.

YEAR	CLUB	AVG	G	AB	R	H	2B	3B	HR	RBI	SH	SF	HP	BB	SO	SB	CS	OBP	SLG	OPS	E
2022	FCL Phillies	.484	11	31	8	15	4	1	0	7	0	0	1	3	10	1	0	.543	.677	1.220	0
	Clearwater	.129	9	31	3	4	0	0	2	2	0	0	0	3	13	0	0	.206	.323	.529	0
2023	FCL Phillies	.287	42	150	38	43	8	1	*15	34	0	1	6	22	50	7	1	.397	*.653	*1.050	2
	Clearwater	.143	6	21	1	3	1	0	1	5	0	1	0	2	10	0	0	.208	.333	.541	0
Minors Totals		.279	68	233	50	65	13	2	18	48	0	2	7	30	83	8	1	.375	.584	.959	2

* League leader

LAZAR, MAX BRANDON... RHP... B-T: R-R... **HT:** 6-2; **WT:** 198... **BORN:** June 3, 1999, Coral Springs, FL... **RESIDES:** Coral Springs... **HOW OBTAINED:** Signed by Phillies as a minor league free agent, 12/8/23... **EDUCATION:** 2017 graduate of Coral Springs HS... **MISC:** Originally selected by MIL in 11th round of 2017 MLB Draft... **SIGNED BY:** Charlie Sullivan.

2023: Began the year with Wisconsin (A) in the MIL organization... Pitched to a 1.29 ERA (2 ER, 14.0 IP) with 11 SO to 2 BB in 5 June games... Had a 4.78 SO/BB ratio with Wisconsin... Promoted to Biloxi (AA) on 6/30 and averaged 10.52 SO/9.0 IP with the club... **2022:** Pitched for Wisconsin and limited LHH to a .183 AVG (11-60)... Placed on the IL on 6/13 for the remainder of the season... While on the IL, made rehab appearances for Arizona Complex League Brewers Blue (R) and Carolina (A)... **2021:** Missed entire season due to injury... **2020:** Did not pitch... **2019:** Began the season with Wisconsin... Went 1-0 with a 1.40 ERA (3 ER, 19.1 IP) and a 0.98 WHIP (14 H, 5 BB) in 5 April games (3 starts), earning MIL Minor League Pitcher of the Month honors... Assigned to Arizona League Brewers Blue (R) on 5/20 and AZL Brewers Gold on 6/17... Promoted back to Wisconsin on 7/1... Posted a 1.54 ERA (4 ER, 23.1 IP) in 6 July appearances (3 starts)... Set career highs in IP (7.0) and SO (10) on 8/20 at Peoria... Limited RHH to a .179 AVG (30-168) with Wisconsin... Had a 7.93 SO/BB ratio and averaged 12.60 SO/9.0 IP, which ranked 2nd and 8th, respectively, among minor league pitchers (min. 85.0 IP)... Named a Low Class A All-Star by *Baseball America*... **2018:** Spent the season with Helena (R)... Led the Pioneer League in WHIP (1.31), ranked 3rd in ERA and 4th in IP and OPP AVG... Earned the first win of his professional career on 6/22 vs Billings (5.1 IP, 1 ER)... **2017:** Began professional career with AZL Brewers, making his debut on 7/21 at AZL Giants (1.0 IP, 0 ER, 1 SO).

YEAR	CLUB	W-L	ERA	G	GS	CG	SHO	SV	IP	H	R	ER	HR	HB	BB	SO	WP	BK	AVG	
2017	AZL Brewers	0-2	5.93	7	1	0	0	0	13.2	16	11	9	2	0	1	14	0	1	.291	
2018	Helena	3-3	4.37	14	14	0	0	0	68.0	74	37	33	7	3	15	55	1	0	.269	
2019	Wisconsin	7-3	2.39	19	10	0	0	1	79.0	67	22	21	5	4	15	109	2	0	.226	
	AZL Brewers-G	0-1	1.50	3	3	0	0	0	6.0	4	1	1	0	0	0	10	0	0	.190	
2020	Did not pitch																			
2021	Injured - Did not pitch																			
2022	Wisconsin	1-0	4.22	11	6	0	0	1	32.0	32	18	15	5	0	11	19	1	0	.252	
	ACL Brewers-B	0-0	0.00	1	1	0	0	0	1.0	1	0	0	0	0	1	0	0	0	.250	
	Carolina	0-1	2.57	3	2	0	0	0	7.0	6	3	2	1	0	1	6	0	0	.240	
2023	Wisconsin	1-3	2.91	16	0	0	0	2	43.1	41	16	14	2	1	9	43	5	1	.250	
	Biloxi	0-2	3.86	17	1	0	0	1	25.2	26	15	11	3	0	10	30	2	0	.260	
Minors Totals		12-15	3.46	91	38	0	0	5	275.2	267	123	106	25	8	62	287	11	2	.250	

LEBRON, GREGORY IVAN... LHP... B-T: L-L... **HT:** 6-3; **WT:** 232... **BORN:** July 9, 2004, Santo Domingo, DR... **RESIDES:** Santo Domingo... **HOW OBTAINED:** Signed by Phillies as an amateur free agent, 3/29/23... **SIGNED BY:** Victor Santana.

2023: Made professional debut with Dominican Summer League Phillies White (R) on 6/6 at DSL Angels (1.0 IP, 0 ER, 2 SO)... Placed on IL (left forearm strain) on 6/19 for the remainder of the season.

YEAR	CLUB	W-L	ERA	G	GS	CG	SHO	SV	IP	H	R	ER	HR	HB	BB	SO	WP	BK	AVG
2023	DSL Phillies-W	0-0	0.00	2	0	0	0	0	2.0	3	3	0	0	1	2	3	2	0	.273

LEE SANG, MARCUS JAMES... OF... B-T: L-L... HT: 6-0; WT: 220... BORN: January 2, 2001, Laurel, MD... **RESIDES:** Owings, MD... **HOW OBTAINED:** Selected by Phillies in 11th round of 2019 MLB Draft... **SIGNED BY:** Connor Betbeze... **EDUCATION:** 2019 graduate of Northern HS (MD).

2023: Began the season with Jersey Shore (A)... South Atlantic League rankings: T-3rd in triples, 8th in OBP, T-9th in BB and 10th in OPS... Led the BlueClaws in hits, triples and BB and was tied for the lead in doubles and AB... Named Phillies Minor League Player of the Month after slashing .352/.491/.557 (1.048 OPS) with 5 2B, 2 3B, 3 HR, 18 RBI and 24 BB in 27 May games... Had an 18-game on-base streak from 6/8-29, the longest such streak by a Jersey Shore player... Had 2 triples on 8/4 vs Brooklyn, tying a franchise record... Batted .304 (31-102) with RISP with Jersey Shore... Promoted to Reading (AA) on 8/14... Hit his first HR with the Fightin Phils on 8/20 vs Somerset... Defensively, made appearances at all 3 OF positions for both teams... **2022:** Spent majority of season with Clearwater (A)... Promoted to Jersey Shore, 8/1... Posted an OBP above .320 in every month... With Clearwater, ranked 3rd on the team in stolen bases... Made starts at every OF position... **2021:** Began and ended season with Florida Complex League Phillies (R)... Had a stint with Clearwater in July... Was on the COVID-related IL, 8/3-9/1... Recorded a multi-HR game, 9/3 vs FCL Tigers East... Had 3 games with multiple steals... Made starts at each OF spot... Participated in Florida Instructional League... **2020:** Participated in FL... **2019:** Began professional career with Gulf Coast League Phillies East (R)... Defensively, made starts at each OF position... Participated in FL.

YEAR	CLUB	AVG	G	AB	R	H	2B	3B	HR	RBI	SH	SF	HP	BB	SO	SB	CS	OBP	SLG	OPS	E
2019	GCL Phillies-E	.224	36	125	8	28	2	2	2	16	0	2	0	11	42	6	4	.283	.320	.603	3
2020	Did not play																				
2021	FCL Phillies	.273	26	88	18	24	6	1	5	17	0	0	1	7	25	11	3	.333	.534	.867	2
	Clearwater	.212	11	33	0	7	1	0	0	5	0	0	4	11	0	0	0	.297	.242	.540	0
2022	Clearwater	.259	84	293	45	76	12	1	8	37	0	3	4	33	100	18	7	.339	.389	.728	5
	Jersey Shore	.254	18	71	11	18	2	1	3	7	0	0	3	5	21	1	2	.329	.437	.766	1
2023	Jersey Shore	.268	99	370	68	99	20	7	8	53	0	3	5	58	130	20	9	.372	.424	.796	4
	Reading	.195	25	87	9	17	6	0	3	6	0	0	1	11	33	2	1	.293	.368	.661	0
Minors Totals		.252	299	1067	159	269	49	12	29	141	0	8	14	129	362	58	26	.338	.402	.740	15

LEHMAN, TAYLOR FREDRICK... LHP... B-T: L-L... HT: 6-8; WT: 224... BORN: December 30, 1995, Pittsburgh, PA... **RESIDES:** Pittsburgh... **HOW OBTAINED:** Signed by Phillies as a non-drafted free agent, 6/16/18... **SIGNED BY:** Connor Betbeze... **EDUCATION:** 2018 graduate of Pennsylvania State University... 2014 graduate of Keystone Oaks HS (PA)... **MISC:** Originally selected by MIA in 34th round of 2014 MLB Draft, but did not sign.

2023: Began the season with Reading (AA)... Went 1-0 with a 2.61 ERA (3 ER, 10.1 IP) and held opponents to a .162 AVG (6-37) in 7 April appearances... Promoted to Lehigh Valley (AAA) on 5/22... From 6/2-22, had 8 consecutive scoreless appearances (8.0 IP)... With both teams, limited LHH to a .121/.280/.136 (.416 OPS) slash line in 82 PA... **2022:** Was on the IL (left elbow surgery), beginning of season-7/28, which included rehab assignments with Florida Complex League Phillies (R), Clearwater (A) and Jersey Shore (A)... Spent majority of his season with Reading... Started the season with 10 straight scoreless appearances (10.0 IP)... Limited LHH to a .156 AVG (5-32)... Combined on the season, posted a 0.94 WHIP (8 BB, 18 H, 27.2 IP)... Pitched for Surprise in the Arizona Fall League... **2021:** Pitched briefly for Reading before going on the IL, 6/7, with a left UCL sprain, and missed the remainder of the season... **2020:** Pitched for Adelaide in the Australian Baseball League... **2019:** Opened year with Williamsport (A)... Finished season at Lakewood (A)... In 14 games (8 starts) overall, posted a 2.55 ERA and held opponents to a .234 AVG... Did not surrender a HR to 202 batters faced... **2018:** Began professional career with Gulf Coast League Phillies East (R).

YEAR	CLUB	W-L	ERA	G	GS	CG	SHO	SV	IP	H	R	ER	HR	HB	BB	SO	WP	BK	AVG	
2018	GCL Phillies-E	0-1	7.02	13	0	0	0	0	16.2	20	13	13	1	0	7	17	8	0	.286	
2019	Williamsport	0-1	2.12	5	4	0	0	0	17.0	17	4	4	0	0	7	16	0	0	.270	
	Lakewood	2-2	2.78	9	4	0	0	2	32.1	24	11	10	0	0	15	21	3	1	.214	
2020	Did not pitch																			
2021	Reading	1-0	3.52	5	3	0	0	0	15.1	14	7	6	0	0	11	20	3	0	.241	
2022	FCL Phillies	0-0	0.00	2	2	0	0	0	2.0	0	0	0	0	0	0	3	0	0	.000	
	Clearwater	0-0	0.00	1	0	0	0	0	2.0	0	0	0	0	0	0	2	0	0	.200	
	Jersey Shore	0-0	0.00	3	0	0	0	0	2.0	1	0	0	0	0	1	1	0	0	.167	
	Reading	1-1	3.74	15	4	0	0	0	21.2	17	9	9	1	2	7	25	2	0	.210	
2023	Reading	2-0	3.06	13	0	0	0	1	17.2	9	6	6	2	2	6	17	1	0	.153	
	Lehigh Valley	5-0	4.19	37	0	0	0	0	34.1	25	18	16	3	0	25	32	7	0	.208	
Minors Totals		11-5	3.58	103	17	0	0	3	161.0	127	68	64	7	4	79	154	24	1	.219	

LEITCH, RYAN CARSON... C... B-T: R-R... HT: 6-1; WT: 212... BORN: August 26, 2001, Clarksburg, WV... **RESIDES:** Whitby, Ontario, Canada... **HOW OBTAINED:** Signed by Phillies as a non-drafted free agent, 7/26/22... **SIGNED BY:** Jeff Zona Jr... **EDUCATION:** Attended Marshall University (WV)... 2019 graduate of Sinclair Secondary School (Can).

2023: Made 45 appearances (43 starts) at catcher for Clearwater (A)... Posted a .998 fielding percentage in 437 chances and threw out 21.8% (17-78) of attempted base stealers... Had a career-high 3 hits on 7/2 at Bradenton... Slashed .319/.347/.574 (.921 OPS) with 3 2B and 3 HR in 12 August games (49 PA)... Hit a 2-run double in his lone postseason plate appearance on 9/14 vs Lakeland... **2022:** Began professional career with Clearwater... Made his pro debut, 8/3 at Tampa... Started 8 of his 9 games played at catcher... Threw out 54.4% of runners attempting to steal (6-11)... Participated in Florida Instructional League.

YEAR	CLUB	AVG	G	AB	R	H	2B	3B	HR	RBI	SH	SF	HP	BB	SO	SB	CS	OBP	SLG	OPS	E
2022	Clearwater	.212	9	33	3	7	0	0	2	6	0	0	0	0	16	0	0	.212	.394	.606	1
2023	Clearwater	.247	45	158	25	39	6	0	7	23	0	1	6	13	55	0	0	.326	.418	.744	1
Minors Totals		.241	54	191	28	46	6	0	9	29	0	1	6	13	71	0	0	.308	.414	.722	2

SCOUTING & PLAYER DEV.

LIRANZO, ANGEL MIGUEL... LHP... B-T: L-L... **HT:** 6-0; **WT:** 201... **BORN:** August 5, 2006, Sanchez, DR... **RESIDES:** Sanchez... **HOW OBTAINED:** Signed by Phillies as an amateur free agent, 1/15/23... **SIGNED BY:** Victor Santana.

2023: Began professional career with Dominican Summer League Phillies White (R)... Led all DSL Phillies pitchers and ranked 2nd in the DSL in ERA (min. 30.0 IP)... Named a *Baseball America* Rookie All-Star... Earned his first professional win on 7/1 vs DSL Rangers Red (2.0 IP, 0 ER, 2 SO)... Had a 5.00 SO/BB ratio (15 SO, 3 BB) in 5 July appearances (3 starts)... Earned the win in his last 4 appearances from 7/28-8/19, the longest winning streak by a Phillies short-season minor leaguer... Overall, 8 of his 10 outings were scoreless... As a reliever, did not allow a run in 14.1 IP and had a 0.84 WHIP (8 H, 4 BB)... Limited LHH to a .037 AVG (1-27)... Struck out 28.0% (30-107) of batters faced... Made 1 playoff appearance on 8/25 vs DSL Angels, striking out 2 in a scoreless inning.

YEAR	CLUB	W-L	ERA	G	GS	CG	SHO	SV	IP	H	R	ER	HR	HB	BB	SO	WP	BK	AVG
2023	DSL Phillies-W	5-0	0.89	10	4	0	0	0	30.1	16	3	3	0	0	8	30	2	1	.165

LORETO, FRANCISCO ARTURO... C... B-T: R-R... **HT:** 6-0; **WT:** 178... **BORN:** June 21, 2007, Maracay, VZ... **RESIDES:** Valencia, VZ... **HOW OBTAINED:** Signed by Phillies as an amateur free agent, 1/15/24... **SIGNED BY:** Jonatan Hernández.

LOYD, SAMUEL HUNTER (Hunter)... RHP... B-T: R-R... **HT:** 6-1; **WT:** 194... **BORN:** May 7, 2000, Knoxville, TN... **RESIDES:** Knoxville... **HOW OBTAINED:** Signed by Phillies as a non-drafted free agent, 7/17/23... **SIGNED BY:** Kellan McKeon... **EDUCATION:** Attended Campbell University (NC) and East Tennessee State University... 2019 graduate of Christian Academy of Knoxville.

2023: Began professional career with Florida Complex League Phillies (R) before being promoted to Clearwater (A) on 8/24... 5 of his 6 appearances were scoreless... Pitched in 1 playoff game.

YEAR	CLUB	W-L	ERA	G	GS	CG	SHO	SV	IP	H	R	ER	HR	HB	BB	SO	WP	BK	AVG
2023	FCL Phillies	0-0	0.00	2	0	0	0	0	1.0	2	0	0	0	0	0	1	0	0	.400
	Clearwater	0-0	1.80	4	1	0	0	0	5.0	4	1	1	0	0	2	4	1	0	.200
Minors Totals		0-0	1.50	6	1	0	0	0	6.0	6	1	1	0	0	2	5	1	0	.240

MANRIQUE, RENAIR REINALDO... INF... B-T: S-R... **HT:** 6-0; **WT:** 209... **BORN:** February 8, 2006, Ciudad Bolívar, VZ... **RESIDES:** Ciudad Bolívar... **HOW OBTAINED:** Signed by Phillies as an amateur free agent, 1/15/23... **SIGNED BY:** Ebert Velásquez.

2023: Began professional career with Dominican Summer League Phillies Red (R)... Led DSL Phillies Red in BB... Posted a .326/.525/.419 slash line (.944 OPS) with 4 2B, 4 RBI and 12 BB in 14 June games (61 PA)... Had at least 1 BB in 5 straight games from 6/15-23, tied for the longest such streak by a DSL Phillies Red player... Hit his first professional HR on 7/19 vs DSL Mets Blue... Defensively, made appearances at 1st base (6), 2nd base (24) and 3rd base (12).

YEAR	CLUB	AVG	G	AB	R	H	2B	3B	HR	RBI	SH	SF	HP	BB	SO	SB	CS	OBP	SLG	OPS	E
2023	DSL Phillies-R	.246	40	118	21	29	9	0	1	13	0	0	8	25	36	3	2	.411	.347	.758	6

MARCHAN, JOSÉ JESUS... OF... B-T: R-R... **HT:** 5-11; **WT:** 205... **BORN:** December 20, 2005, Cumaná, VZ... **RESIDES:** Cumaná... **HOW OBTAINED:** Signed by Phillies as an amateur free agent, 1/15/23... **SIGNED BY:** Jonatan Hernández.

2023: Began professional career with Dominican Summer League Phillies White (R)... Assigned to DSL Phillies Red on 8/10... In August, batted .333 (7-21) with a .481 OBP in 27 PA... Overall, made 5 starts in LF, 3 starts in CF and 16 starts in RF.

YEAR	CLUB	AVG	G	AB	R	H	2B	3B	HR	RBI	SH	SF	HP	BB	SO	SB	CS	OBP	SLG	OPS	E
2023	DSL Phillies-W	.246	24	69	14	17	5	0	0	7	1	1	2	8	21	4	2	.338	.319	.657	2
	DSL Phillies-R	.400	4	10	1	4	0	0	0	0	0	0	1	2	3	4	0	.538	.400	.938	0
	DSL Combined	.266	28	79	15	21	5	0	0	7	1	1	3	10	24	8	2	.366	.329	.695	2
Minors Totals		.266	28	79	15	21	5	0	0	7	1	1	3	10	24	8	2	.366	.329	.695	2

MARIN, JUNIOR ALEXANDER... OF... B-T: R-R... **HT:** 6-2; **WT:** 263... **BORN:** March 15, 2004, Punta de Piedras, VZ... **RESIDES:** Boca del Rio, VZ... **HOW OBTAINED:** Acquired in trade with KC with cash considerations for James McArthur, 5/8/23... **MISC:** Originally signed by KC as an amateur free agent, 3/23/21... **SIGNED BY:** Alberto Garcia.

2023: Made his Florida Complex League Phillies (R) debut on 6/5 at FCL Blue Jays... Collected at least 1 hit in 4 of his 5 games with the club... Placed on the IL (left ankle sprain) on 6/20 for the remainder of the season... **2022:** Spent the season with Arizona Complex League Royals (R)... Slashed .329/.385/.443 (.828 OPS) with 6 2B, 3B and 6 RBI in 22 games in July and August... Went 8-for-21 (.348 AVG) with RISP and 6-for-17 (.353 AVG) vs LHP... Made 1 appearance in LF and 20 appearances (18 starts) in RF... **2021:** Played for Dominican Summer League Royals Blue (R) in his first professional season, leading the team in AVG, OBP, SLG, OPS, HR, RBI and TB (64) and was tied for the team lead in runs... Was T-10th in the DSL in HR... Had at least 2 hits in 4 consecutive games from 8/18-24, tied for the longest such streak by a DSL Royals Blue player... Clubbed his first professional HR on 8/20 vs DSL Astros... Assigned to DSL Royals White on 9/6 then assigned back to DSL Royals Blue on 9/7... Posted a .419/.491/.837 (1.328 OPS) slash line with 6 2B, 4 HR and 19 RBI in 14 September games... All 7 of his HR were against RHP... Slashed .500/.537/.882 (1.419 OPS) with RISP (41 PA)... Started 1 game in LF and 26 games in RF.

YEAR	CLUB	AVG	G	AB	R	H	2B	3B	HR	RBI	SH	SF	HP	BB	SO	SB	CS	OBP	SLG	OPS	E
2021	DSL Royals-B	.380	32	92	27	35	8	0	7	32	0	2	1	16	19	5	2	.468	.696	1.164	1
2022	ACL Royals	.315	30	92	15	29	7	1	0	6	0	1	1	9	31	3	1	.379	.413	.792	2
2023	FCL Phillies	.294	5	17	2	5	2	0	0	1	0	1	0	1	4	0	0	.316	.412	.728	0
Minors Totals		.343	67	201	44	69	17	1	7	39	0	4	2	26	54	8	3	.416	.542	.958	3

MARTIN, NOAH CASEY (Casey)... INF... B-T: R-R... HT: 5-10; WT: 177... BORN: April 7, 1999, Little Rock, AR... **RESIDES:** Queen City, TX... **HOW OBTAINED:** Selected by Phillies in 3rd round of 2020 MLB Draft... **SIGNED BY:** Tommy Field... **EDUCATION:** Attended University of Arkansas... 2017 graduate of Lonoke HS (AR)... **MISC:** Was the 2017 Gatorade Arkansas Baseball Player of the Year after batting .628 with 7 HR and 29 RBI while going 5-1 with a 1.50 ERA and 29 SO in 22.2 IP... In 2018, was named to the All-SEC Second Team and the SEC All-Freshman Team... Member of the Arkansas team that lost in the 2018 College World Series Finals to Oregon State... As a Sophomore, made the All-SEC Second Team... In 2020, was on the preseason Golden Spikes Award watch list and selected as a College Baseball Preseason All-American (First Team) by *Baseball America*... Slashed .311/.393/.545 with 38 2B, 3 3B, 30 HR, 112 RBI, 118 runs and 24 SB in 27 SB attempts in 143 games during his 3-year collegiate career.

2023: Began the year with Jersey Shore (A)... In 26 May games, slashed .300/.370/.511 (.881 OPS) with 5 2B, 3B, 4 HR, 11 RBI and 5 SB in 100 PA... Had a career-high 4 hits on 5/23 at Aberdeen... Promoted to Reading (AA) on 6/12... Hit his first HR with Reading on 6/14 vs Hartford... Overall, made 109 starts at SS defensively... On the IL from 8/15-23 (right shoulder impingement syndrome)... **2022:** Spent season with Jersey Shore... Was on the IL (left hand fracture), 8/27-end of the season... Was successful on 89.5% (17-19) of stolen base attempts... **2021:** Began season with Clearwater (A)... Promoted to Jersey Shore, 6/22, and transferred back to Clearwater, 7/27... Had a season-best 3 steals, 5/15 at Fort Myers... Finished 4th in doubles (21) among all Phillies minor league hitters... Was on the IL with a left ankle impingement, 9/1-9... Defensively, made starts at 2nd base (35) and SS (62)... Participated in Florida Instructional League... **2020:** Participated in FIL.

YEAR	CLUB	AVG	G	AB	R	H	2B	3B	HR	RBI	SH	SF	HP	BB	SO	SB	CS	OBP	SLG	OPS	E
2020	Did not play																				
2021	Clearwater	.223	69	264	33	59	17	0	6	35	0	1	8	28	68	15	3	.316	.356	.672	10
	Jersey Shore	.136	29	110	15	15	4	0	1	7	1	1	1	13	52	2	4	.232	.200	.432	7
2022	Jersey Shore	.181	110	398	42	72	21	2	5	33	1	3	7	22	101	17	2	.235	.281	.516	16
2023	Jersey Shore	.280	52	182	27	51	10	2	6	21	1	0	2	23	51	16	4	.367	.456	.823	9
	Reading	.180	61	217	19	39	7	1	5	16	0	2	1	16	87	6	2	.237	.290	.527	12
Minors Totals		.202	321	1171	136	236	59	5	23	112	3	7	19	102	359	56	15	.275	.319	.594	54

MARTÍNEZ, JAROL GIOVANNI... INF... B-T: R-R... HT: 6-1; WT: 205... BORN: July 19, 2003, Guarenas, VZ... **RESIDES:** Higuero, VZ... **HOW OBTAINED:** Signed by Phillies as an amateur free agent, 7/19/19... **SIGNED BY:** Rafael Álvarez and Ebert Velásquez.

2023: Began season with Dominican Summer League Phillies Red (R)... Assigned to DSL Phillies White on 6/29... Overall, appeared in 26 games (22 starts) at 1st base and 10 games (8 starts) at 3rd base... Batted .300 (12-40) with a .392 OBP in 18 July games (51 PA)... Hit .324 (12-37) and .318 (7-22) with RISP and against LHP, respectively... Appeared in 5 postseason games... **2022:** Spent season with DSL Phillies White... Ranked 2nd on the team in OBP (min. 100 PA) and 3rd in AVG... Recorded a .333 AVG (21-63) against RHP... Posted a .457 OBP in 13 June games (35 PA)... **2021:** Began professional career with DSL Phillies White... Defensively, made starts at 1st base (12), 3rd base (9) and SS (1)... **2020:** Did not play.

YEAR	CLUB	AVG	G	AB	R	H	2B	3B	HR	RBI	SH	SF	HP	BB	SO	SB	CS	OBP	SLG	OPS	E
2020	Did not play																				
2021	DSL Phillies-W	.138	37	87	12	12	4	0	0	8	0	1	0	19	39	2	4	.290	.184	.474	4
2022	DSL Phillies-W	.294	35	85	22	25	3	0	0	10	0	0	4	14	26	3	2	.417	.329	.746	2
2023	DSL Phillies-R	.143	6	14	2	2	1	0	0	1	0	0	0	3	3	0	0	.294	.214	.508	1
	DSL Phillies-W	.295	31	78	19	23	4	1	0	15	1	3	1	13	15	5	1	.389	.372	.761	5
	DSL Combined	.272	37	92	21	25	5	1	0	16	1	3	1	16	18	5	1	.375	.348	.723	6
Minors Totals		.235	109	264	55	62	12	1	0	34	1	4	5	49	83	10	7	.360	.288	.648	12

MARTÍNEZ, JORDI ANTONIO... LHP... B-T: L-L... HT: 6-2; WT: 241... BORN: July 18, 2000, Santiago, DR... **RESIDES:** Santiago... **HOW OBTAINED:** Signed by Phillies as an amateur free agent, 1/22/18... **SIGNED BY:** Carlos Salas.

2023: Began the season with Jersey Shore (A)... Was T-6th in the South Atlantic League in games pitched... Averaged 11.14 SO/9.0 IP with the BlueClaws... Had a 1.35 ERA (2 ER, 13.1 IP) in 10 June appearances and had 8 consecutive scoreless outings (8.0 IP) from 6/15-7/4... Promoted to Reading (AA) on 8/19... Did not allow a run in his first 4 appearances with the Fightin Phils (5.1 IP)... Pitched for Scottsdale in the Arizona Fall League... **2022:** Spent majority of the season with Clearwater (A)... Was on the IL (left arm impingement), beginning of the season-4/25... Made two appearances with Jersey Shore (A) to finish the season... Posted a 2.79 ERA (6 ER, 19.1 IP) in 4 August starts... **2021:** Pitched for Clearwater... Went 2-0 with a 1.53 ERA (3 ER, 17.2 IP) in 5 June games (3 starts)... Was on the IL, 7/13-remainder of season, with a left UCL injury... **2020:** Did not pitch... **2019:** Appeared in 5 games (1 start) with Gulf Coast League Phillies East (R)... Participated in Florida Instructional League... **2018:** Began professional career with Dominican Summer League Phillies Red (R)... Did not surrender a HR in 41.1 IP... Participated in FIL.

YEAR	CLUB	W-L	ERA	G	GS	CG	SHO	SV	IP	H	R	ER	HR	HB	BB	SO	WP	BK	AVG
2018	DSL Phillies-R	1-4	5.44	14	10	0	0	0	41.1	45	27	25	0	3	14	37	1	1	.276
2019	GCL Phillies-E	1-0	3.00	5	1	0	0	0	12.0	9	4	4	1	1	5	13	0	1	.205
2020	Did not pitch																		
2021	Clearwater	3-0	2.53	10	6	0	0	0	32.0	25	10	9	2	1	11	34	1	0	.212
2022	Clearwater	3-6	4.25	17	15	0	0	0	72.0	79	41	34	6	1	23	64	2	1	.280
	Jersey Shore	0-1	4.05	2	2	0	0	0	6.2	9	7	3	0	0	1	7	1	0	.310
2023	Jersey Shore	1-1	3.97	39	0	0	0	3	47.2	44	27	21	4	0	27	59	5	0	.238
	Reading	0-1	3.72	8	0	0	0	1	9.2	10	6	4	0	1	2	10	0	0	.270
Minors Totals		9-13	4.07	95	34	0	0	4	221.1	221	122	100	13	7	83	224	10	3	.258

SCOUTING & PLAYER DEV.

MARTINEZ, LUIS ANDRES... LHP... B-T: L-L... **HT:** 6-1; **WT:** 259... **BORN:** December 5, 2005, La Romana, DR... **RESIDES:** La Romana... **HOW OBTAINED:** Signed by Phillies as an amateur free agent, 1/15/23... **SIGNED BY:** Victor Santana.

2023: Began professional career with Dominican Summer League Phillies Red (R)... Earned his first professional win on 6/15 at DSL Twins (1.2 IP, 0 ER)... Assigned to DSL Phillies White on 6/23 then assigned back to DSL Phillies Red on 6/24... Did not allow an ER in 5 of his 7 outings... On the IL from 7/16 through the end of the season (left forearm strain).

YEAR	CLUB	W-L	ERA	G	GS	CG	SHO	SV	IP	H	R	ER	HR	HB	BB	SO	WP	BK	AVG
2023	DSL Phillies-R	1-1	0.96	6	0	0	0	0	9.1	10	5	1	1	0	7	12	2	0	.256
	DSL Phillies-W	0-0	18.00	1	0	0	0	0	2.0	5	4	4	1	0	1	2	0	1	.455
	DSL Combined	1-1	3.97	7	0	0	0	0	11.1	15	9	5	2	0	8	14	2	1	.300
Minors Totals		1-1	3.97	7	0	0	0	0	11.1	15	9	5	2	0	8	14	2	1	.300

MARTINEZ, PEDRO MIGUEL... INF... B-T: S-R... **HT:** 5-10; **WT:** 193... **BORN:** January 28, 2001, Porlamar, VZ... **RESIDES:** Paraguachi, VZ... **HOW OBTAINED:** Selected by Phillies from TB in minor league phase of 2022 Rule 5 draft; originally signed by CHI as an amateur free agent, 5/14/18... **SIGNED BY:** Hector Ortega, Louie Eljaua and Julio Figueroa.

2023: Made starts at 2nd base (8), 3rd base (17) and SS (26) for Reading (AA)... On the IL from 4/30-7/13 (left hamstring strain), which included rehab stints with Florida Complex League Phillies (R)... **2022:** Played in only 23 games with Bowling Green (A) and FCL Rays after spending time on the IL with right hamstring strains, 4/8-25 and 5/22-6/27, and a left hamstring strain, 7/5-9/22... **2021:** Spent season with Bowling Green... **2020:** Did not play... **2019:** Split season between Arizona League Cubs 1 (R) and Eugene (A)... Named CHI Minor League Player of the Month for July, batting .402 (33-82) with 5 2B, HR and 13 BB... **2018:** Began pro career with Dominican Summer League Cubs 2 (R).

YEAR	CLUB	AVG	G	AB	R	H	2B	3B	HR	RBI	SH	SF	HP	BB	SO	SB	CS	OBP	SLG	OPS	E
2018	DSL Cubs 2	.310	54	197	37	61	3	5	2	25	2	0	3	26	26	31	9	.398	.406	.804	12
2019	AZL Cubs 1	.352	27	108	12	38	6	3	2	17	1	0	0	12	27	8	5	.417	.519	.936	6
	Eugene	.265	27	98	15	26	2	3	0	7	0	0	2	12	36	11	5	.357	.347	.704	4
2020	Did not play																				
2021	Bowling Green	.216	89	348	50	75	12	3	6	39	2	0	5	31	121	21	18	.289	.319	.608	13
2022	Bowling Green	.233	17	60	9	14	3	0	0	1	0	0	2	8	18	5	1	.343	.283	.626	3
	FCL Rays	.125	6	16	1	2	1	0	0	1	0	0	0	2	3	2	0	.222	.188	.410	0
2023	Reading	.184	53	163	15	30	4	0	4	9	0	0	3	15	57	7	1	.265	.282	.547	4
	FCL Phillies	.481	9	27	5	13	2	1	1	11	0	0	1	5	5	1	0	.576	.741	1.317	1
Minors Totals		.255	282	1017	144	259	33	15	15	110	5	0	16	111	293	86	39	.337	.361	.698	43

MATA, ANGEL ALEXANDER... C... B-T: R-R... **HT:** 6-1; **WT:** 207... **BORN:** January 4, 2005, Cumaná, VZ... **RESIDES:** Cumaná... **HOW OBTAINED:** Signed by Phillies as an amateur free agent, 1/15/22... **SIGNED BY:** Carlos Salas and Ebert Velásquez.

2023: Spent the season with Dominican Summer League Phillies White (R)... Slashed .378/.482/.444 (.926 OPS) in 13 August games (57 PA)... Hit .600 (15-25) during his 8-game hitting streak from 8/8-19... Had at least 2 hits in 3 straight games from 8/14-17, tied for the longest such streak by a DSL Phillies White player... Set a career high with 4 hits on 8/14 at DSL Twins... Batted .409 (9-22) with 2 2B vs LHP... Defensively, appeared at 1st base and catcher, throwing out 46.7% (14-30) of attempted base stealers... Played in 5 postseason games... **2022:** Began professional career with DSL Phillies White... Threw out 51.3% (20-39) of runners attempting to steal... Made his pro debut, 6/6 at DSL Giants Black... In 9 August games, slashed .438/.500/.688 (18 PA).

YEAR	CLUB	AVG	G	AB	R	H	2B	3B	HR	RBI	SH	SF	HP	BB	SO	SB	CS	OBP	SLG	OPS	E
2022	DSL Phillies-W	.253	33	75	9	19	3	0	1	12	0	1	1	8	8	1	0	.329	.333	.662	5
2023	DSL Phillies-W	.277	44	141	20	39	10	1	0	24	0	2	3	22	23	3	4	.381	.362	.743	2
Minors Totals		.269	77	216	29	58	13	1	1	36	0	3	4	30	31	4	4	.364	.352	.716	7

MAYER, GUNNER TODD... RHP... B-T: L-R... **HT:** 6-6; **WT:** 206... **BORN:** July 27, 2000, Walnut Creek, CA... **RESIDES:** Stockton, CA... **HOW OBTAINED:** Selected by Phillies in 5th round of 2019 MLB Draft... **SIGNED BY:** Joey Davis... **EDUCATION:** Attended San Joaquin Delta College (CA)... 2018 graduate of De La Salle HS (CA).

2023: Spent the season with Jersey Shore (A), where he finished tied for the staff lead in starts... Picked up his first win with the BlueClaws on 6/23 vs Rome (5.0 IP, 1 ER, 7 SO)... Pitched a career-high 5.1 IP, the most by a Jersey Shore reliever, on 8/9 at Hudson Valley... Won back-to-back appearances for the first time in his career (8/9-16)... Posted a 1.64 ERA (2 ER, 11.0 IP) in 3 relief appearances... **2022:** Spent season with Clearwater (A)... Was on the IL (5/7-7/8), which included a rehab assignment to Florida Complex League Phillies (R)... Struck out 31.7% (73-230) of total batters faced... Struck out a season-high 9 batters, 7/23 vs Bradenton (4.0 IP)... Participated in Florida Instructional League... **2021:** Pitched for Clearwater... Was on the IL twice: 5/11-6/28 (right shoulder impingement syndrome) and 8/3-30 (COVID-related IL)... Had a rehab assignment to FCL Phillies during his second IL stint... Overall, averaged 12.99 SO/9.0 IP (38 SO, 26.1 IP)... Participated in FL... **2020:** Participated in FL... **2019:** Made his professional debut with Gulf Coast League Phillies West (R)... Participated in FL.

YEAR	CLUB	W-L	ERA	G	GS	CG	SHO	SV	IP	H	R	ER	HR	HB	BB	SO	WP	BK	AVG		
2019	GCL Phillies-W	0-0	5.40	4	2	0	0	0	8.1	8	5	5	0	1	3	10	2	0	.250		
2020	Did not pitch																				
2021	Clearwater	0-7	10.03	11	7	0	0	0	23.1	31	32	26	5	5	22	33	9	0	.320		
	FCL Phillies	0-0	0.00	2	0	0	0	0	3.0	0	0	0	0	0	0	5	0	0	.000		
2022	Clearwater	1-6	5.18	14	12	0	0	0	48.2	39	28	28	10	1	26	67	8	0	.215		
	FCL Phillies	0-0	0.00	3	0	0	0	0	5.1	1	0	0	0	0	1	4	6	0	.059		
2023	Jersey Shore	3-7	5.47	23	20	0	0	0	77.1	77	51	47	4	7	54	79	10	0	.265		
Minors Totals		4-20	5.75	57	41	0	0	0	166.0	156	116	106	19	15	109	200	29	0	.249		

McCOLLUM JR., THOMAS JO (Tommy)... RHP... B-T: R-R... HT: 6-4; WT: 278... BORN: June 8, 1999, Atlanta, GA... RESIDES: Clemmons, NC... HOW OBTAINED: Signed by Phillies as a non-drafted free agent, 7/20/21... SIGNED BY: Kellan McKeon... EDUCATION: Attended Wingate University (NC)... 2018 graduate of Calvary Day School (NC).

2023: Named recipient of the Bill Giles Award, given to a Phillies minor league player that displays a love and respect for the game of baseball... Pitched majority of season with Jersey Shore (A)... Was promoted to Reading (AA), 7/26... Combined, limited batters to a .134 AVG (20-149), which ranked 1st among Phillies minor leaguers (min. 150 batters faced)... **2022:** Spent season with Clearwater (A)... Struck out 44.1% (52-118) of total batters faced... Ranked 2nd on team in ERA (min. 30.0 IP)... Did not allow an earned run in 19 of 23 games... Was on the IL (left ankle fracture), 7/1-end of the season... Participated in Florida Instructional League... **2021:** Began professional career with Clearwater... Participated in FIL.

YEAR	CLUB	W-L	ERA	G	GS	CG	SHO	SV	IP	H	R	ER	HR	HB	BB	SO	WP	BK	AVG
2021	Clearwater	0-0	6.39	9	0	0	0	1	12.2	9	9	9	1	2	16	15	2	0	.196
2022	Clearwater	1-0	1.45	23	0	0	0	5	31.0	11	6	5	3	3	16	52	2	1	.111
2023	Jersey Shore	0-0	2.31	34	0	0	0	7	35.0	17	10	9	0	1	23	56	2	0	.143
	Reading	1-0	3.86	10	0	0	0	1	9.1	3	4	4	0	3	9	11	4	0	.100
Minors Totals		2-0	2.76	76	0	0	0	14	88.0	40	29	27	4	9	64	134	10	1	.136

McFARLANE, ALEXANDER JEFFREY... RHP... B-T: R-R... HT: 6-4; WT: 198... BORN: June 9, 2001, St. Thomas, VI... RESIDES: St. Thomas... HOW OBTAINED: Selected by Phillies in 4th round of 2022 MLB Draft... SIGNED BY: Victor Gomez... EDUCATION: Attended University of Miami (FL).

2023: Spent the season with Clearwater (A) where he ranked 3rd in starts, 7th in SO and 9th in IP... Struck out 29.6% (69-233) of total batters faced... On IL from 8/26-end of season (right forearm strain)... **2022:** Following the season, was named the No. 10 prospect in the Phillies system by *Baseball America*... Began professional career with Clearwater (A)... Struck out 6 batters in his pro debut, 8/24 vs Tampa (3.0 IP)... Struck out 33.3% (12-36) of total batters faced... Participated in Florida Instructional League.

YEAR	CLUB	W-L	ERA	G	GS	CG	SHO	SV	IP	H	R	ER	HR	HB	BB	SO	WP	BK	AVG
2022	Clearwater	0-3	9.00	3	3	0	0	0	8.0	12	8	8	1	0	3	12	1	0	.364
2023	Clearwater	0-4	5.72	16	16	0	0	0	50.1	46	32	32	4	7	38	69	7	1	.246
Minors Totals		0-7	6.17	19	19	0	0	0	58.1	58	40	40	5	7	41	81	8	1	.264

McGOWAN, CHRISTIAN HUNTER... RHP... B-T: R-R... HT: 6-2; WT: 218... BORN: March 7, 2000, Denison, TX... RESIDES: Aledo, TX... HOW OBTAINED: Selected by Phillies in 7th round of 2021 MLB Draft... SIGNED BY: Tommy Field... EDUCATION: Attended Eastern Oklahoma State College... 2018 graduate of Rock Creek HS (OK)... MISC: In his final collegiate season, went 9-0 with a 2.55 ERA and had 109 SO in 74.0 IP.

2023: Was on the IL (right elbow surgery), beginning of season-8/11, which included rehab assignments with Florida Complex League Phillies (R) and Clearwater (A)... Was promoted from Jersey Shore (A) to Lehigh Valley (AAA), 9/20... Pitched for Scottsdale in the Arizona Fall League and was named an AFL All-Star... **2022:** Opened the season with Jersey Shore and made 2 starts before being placed on the IL, 4/21, with a right elbow sprain... Missed the remainder of the season... **2021:** Pitched for FCL Phillies and Clearwater in first professional season... Participated in Florida Instructional League.

YEAR	CLUB	W-L	ERA	G	GS	CG	SHO	SV	IP	H	R	ER	HR	HB	BB	SO	WP	BK	AVG
2021	FCL Phillies	0-0	0.00	1	1	0	0	0	1.0	0	0	0	0	0	0	3	1	0	.000
	Clearwater	0-0	0.00	3	0	0	0	0	4.0	2	0	0	0	0	1	5	0	0	.154
2022	Jersey Shore	0-1	4.91	2	2	0	0	0	7.1	8	4	4	1	0	2	7	0	0	.320
2023	FCL Phillies	0-0	3.60	2	2	0	0	0	5.0	2	2	2	0	1	0	6	0	0	.118
	Clearwater	0-1	18.00	1	1	0	0	0	2.0	5	4	4	1	0	2	2	0	0	.455
	Jersey Shore	0-0	2.81	5	5	0	0	0	16.0	15	6	5	0	1	5	17	2	0	.259
	Lehigh Valley	0-0	0.00	1	1	0	0	0	2.2	2	0	0	0	0	3	3	0	0	.222
Minors Totals		0-2	3.55	15	12	0	0	0	38.0	34	16	15	2	2	13	43	3	0	.248

McKENNA, JACOB RYAN (Jake)... LHP... B-T: R-L... HT: 6-6; WT: 224... BORN: April 24, 2002, Cape May Court House, NJ... RESIDES: Palm Harbor, FL... HOW OBTAINED: Signed by Phillies as a non-drafted free agent, 6/14/20... SIGNED BY: Jeff Zona Jr... EDUCATION: 2020 graduate of Ocean City HS (NJ).

2023: Was on the restricted list... **2022:** Appeared in 1 game for Florida Complex League Phillies (R)... **2021:** Began professional career with FCL Phillies... Participated in Florida Instructional League... **2020:** Did not pitch.

YEAR	CLUB	W-L	ERA	G	GS	CG	SHO	SV	IP	H	R	ER	HR	HB	BB	SO	WP	BK	AVG
2020	Did not pitch																		
2021	FCL Phillies	0-0	15.00	6	1	0	0	1	6.0	7	10	10	0	1	13	12	4	1	.280
2022	FCL Phillies	0-0	27.00	1	1	0	0	0	0.1	0	1	1	0	0	3	0	2	0	.000
2023	Did not pitch																		
Minors Totals		0-0	15.63	7	2	0	0	1	6.1	7	11	11	0	1	16	12	6	1	.269

MEJIA, DANIEL... RHP... B-T: R-R... **HT:** 6-5; **WT:** 170... **BORN:** April 19, 2002, San Pedro de Macoris, DR... **RESIDES:** San Pedro de Macoris... **HOW OBTAINED:** Signed by Phillies as an amateur free agent, 1/15/21... **SIGNED BY:** Carlos Salas and Bernardo Pérez.

2023: Spent season with Florida Complex League Phillies (R) and ranked 3rd in starts and 5th in SO and IP... **2022:** Appeared in 10 games with FCL Phillies... **2021:** Began professional career with Dominican Summer League Phillies White (R)... Did not allow an ER in first 6 games (8.2 IP).

YEAR	CLUB	W-L	ERA	G	GS	CG	SHO	SV	IP	H	R	ER	HR	HB	BB	SO	WP	BK	AVG
2021	DSL Phillies-W	2-0	3.94	11	0	0	0	1	16.0	13	11	7	0	1	9	9	2	3	.210
2022	FCL Phillies	1-1	7.31	10	1	0	0	1	16.0	19	15	13	3	8	14	12	3	1	.328
2023	FCL Phillies	1-2	3.23	9	7	0	0	0	30.2	23	14	11	1	1	22	29	4	1	.209
Minors Totals		4-3	4.45	30	8	0	0	2	62.2	55	40	31	4	10	45	50	9	5	.239

MEJIA, NAOEL ALBERTO... RHP... B-T: R-R... **HT:** 6-4; **WT:** 238... **BORN:** July 5, 2002, Santo Domingo, DR... **RESIDES:** Santo Domingo... **HOW OBTAINED:** Signed as an amateur free agent, 4/29/23... **SIGNED BY:** Andrés Hiraldo.

2023: Began professional career with Dominican Summer League Phillies Red (R)... Made pro debut, 6/16 at DSL Colorado.

YEAR	CLUB	W-L	ERA	G	GS	CG	SHO	SV	IP	H	R	ER	HR	HB	BB	SO	WP	BK	AVG
2023	DSL Phillies-R	1-3	5.49	11	0	0	0	1	19.2	15	18	12	2	3	18	23	15	0	.217

MELENDEZ, JUAN DE JESUS... RHP... B-T: R-R... **HT:** 6-3; **WT:** 190... **BORN:** July 19, 2004, Barquisimeto, VZ... **RESIDES:** Barquisimeto... **HOW OBTAINED:** Signed by Phillies as an amateur free agent, 1/15/21... **SIGNED BY:** Rafael Álvarez and Franklin Rojas.

2023: Spent season with Dominican Summer League Phillies Red (R)... **2022:** Pitched in 9 games for DSL Phillies White... **2021:** Began professional career with DSL Phillies Red and White.

YEAR	CLUB	W-L	ERA	G	GS	CG	SHO	SV	IP	H	R	ER	HR	HB	BB	SO	WP	BK	AVG
2021	DSL Phillies-R	1-1	14.54	5	1	0	0	0	4.1	5	8	7	0	2	10	3	3	1	.278
	DSL Phillies-W	0-1	54.00	2	0	0	0	0	1.0	3	7	6	0	3	5	2	1	0	.600
	DSL Combined	1-2	21.94	7	1	0	0	0	5.1	8	15	13	0	5	15	5	4	1	.348
2022	DSL Phillies-W	0-0	16.55	9	1	0	0	0	10.1	16	21	19	1	1	15	7	8	0	.372
2023	DSL Phillies-R	2-1	7.78	13	0	0	0	1	19.2	25	19	17	1	2	14	20	6	0	.301
Minors Totals		3-3	12.48	29	2	0	0	1	35.1	49	55	49	2	8	44	32	18	1	.329

MENDEZ, HENDRY... OF... B-T: L-L... **HT:** 6-3; **WT:** 211... **BORN:** November 7, 2003, Santo Domingo, DR... **RESIDES:** Santo Domingo... **HOW OBTAINED:** Acquired in a trade with MIL with Robert Moore for Oliver Dunn, 11/14/23... Originally signed by MIL as an amateur free agent, 1/15/21... **SIGNED BY:** Gary Peralta.

2023: Spent season with Wisconsin (A) in the MIL organization... Was on the IL, 4/20-5/5 and 5/11-6/30, which included a rehab assignment with Arizona Complex League Brewers (R)... Played for Surprise in the Arizona Fall League... **2022:** Played for Carolina (A) and ranked 2nd in hits, BB and PA, T-2nd in games played, 3rd in AB and 6th in RBI... **2021:** Was named MIL's Complex League Player of the Year... Began professional career with Dominican Summer League Brewers 1 (R)... Transferred to ACL Brewers Blue, 8/16.

YEAR	CLUB	AVG	G	AB	R	H	2B	3B	HR	RBI	SH	SF	HP	BB	SO	SB	CS	OBP	SLG	OPS	E
2021	DSL Brewers-1	.296	21	54	10	16	5	1	1	9	0	1	2	7	2	0	0	.391	.482	.872	2
	ACL Brewers-B	.333	19	63	6	21	4	2	0	10	1	0	0	10	3	1	425	.460	.885	2	
2022	Carolina	.244	105	377	47	92	11	1	5	39	0	2	5	62	70	7	8	.357	.318	.675	0
2023	Wisconsin	.236	62	233	29	55	8	2	3	25	0	0	1	23	40	0	1	.307	.326	.634	8
	ACL Brewers	.600	4	15	5	9	3	0	0	5	0	0	0	0	0	0	1	.600	.800	1.400	0
Minors Totals		.260	211	742	97	193	31	6	9	88	1	3	8	102	122	10	11	.354	.354	.709	12

MÉNDEZ, JORGE LUIS... C... B-T: R-R... **HT:** 5-9; **WT:** 232... **BORN:** August 1, 2003, Maracay, VZ... **RESIDES:** La Victoria, VZ... **HOW OBTAINED:** Signed by Phillies as an amateur free agent, 8/2/19... **SIGNED BY:** Rafael Álvarez and William Mota.

2023: Played for Florida Complex League Phillies (R)... **2022:** Spent season with Dominican Summer League Phillies Red (R)... Among DSL batters (min. 75 PA), ranked 1st in AVG, 4th in OBP and 10th in OPS... Finished the season with a 10-game on-base streak (8/5-23)... Threw out 46.9% (23-49) of base runners attempting to steal... Struck out in only 8.3% of plate appearances (9-108)... **2021:** Began professional career with DSL Phillies Red... Struck out only 6 times in 79 PA... In 24 games (16 starts) at catcher, posted a .994 fielding percentage (1 E/158 TC) and caught 32.3% (10-31) of base runners attempting to steal... Also made 4 starts at 1st base... **2020:** Did not play.

YEAR	CLUB	AVG	G	AB	R	H	2B	3B	HR	RBI	SH	SF	HP	BB	SO	SB	CS	OBP	SLG	OPS	E
2020	Did not play																				
2021	DSL Phillies-R	.219	29	64	7	14	3	0	0	6	0	0	6	9	6	3	1	.367	.266	.633	1
2022	DSL Phillies-R	.400	34	90	14	36	8	0	1	19	0	1	11	6	9	9	3	.491	.522	1.013	7
2023	FCL Phillies	.217	25	46	9	10	4	0	1	11	0	2	5	7	1	0	0	.367	.370	.736	1
Minors Totals		.300	88	200	30	60	15	0	2	36	0	3	22	22	16	12	4	.421	.405	.826	9

MÉNDEZ, ROMEL JOSUE... OF... **B-T:** L-L... **HT:** 6-0; **WT:** 202... **BORN:** January 10, 2005, Puerto La Cruz, VZ... **RESIDES:** Puerto La Cruz... **HOW OBTAINED:** Signed by Phillies as an amateur free agent, 1/15/22... **SIGNED BY:** Carlos Salas and Álvaro Blanco.

2023: Spent season with Dominican Summer League Phillies White (R)... Made starts at every outfield position and did not commit an error in 48 chances... Played in 3 postseason games... **2022:** Began professional career with DSL Phillies White... Made his pro debut, 7/5 vs DSL Rangers Blue... Posted a .419 OBP in 9 August games (31 PA)... Played in 3 postseason games.

YEAR	CLUB	AVG	G	AB	R	H	2B	3B	HR	RBI	SH	SF	HP	BB	SO	SB	CS	OBP	SLG	OPS	E
2022	DSL Phillies-W	.233	21	60	18	14	3	0	1	1	0	3	7	10	3	1	.343	.283	.626	0	
2023	DSL Phillies-W	.214	34	84	18	18	5	1	1	9	0	1	2	18	15	5	.362	.333	.695	0	
Minors Totals		.222	55	144	36	32	8	1	1	10	1	1	5	25	25	8	.354	.313	.667	0	

MILLAN, CARLOS JOSÉ... RHP... **B-T:** R-R... **HT:** 6-2; **WT:** 225... **BORN:** July 19, 2003, Carúpano, VZ... **RESIDES:** Carúpano... **HOW OBTAINED:** Signed by Phillies as an amateur free agent, 1/15/21... **SIGNED BY:** Carlos Salas and Ebert Velásquez.

2023: Pitched for Dominican Summer League Phillies White (R)... Had the 4th-best ERA among Phillies minor leaguers (min. 25.0 IP)... Appeared in 1 postseason game... **2022:** Spent season with DSL Phillies Red... Struck out 19 of the 76 batters he faced (25.0%)... **2021:** Made professional debut with DSL Phillies White.

YEAR	CLUB	W-L	ERA	G	GS	CG	SHO	SV	IP	H	R	ER	HR	HB	BB	SO	WP	BK	AVG
2021	DSL Phillies-W	1-0	5.06	9	1	0	0	0	16.0	16	9	9	0	0	8	17	1	1	.258
2022	DSL Phillies-R	1-0	6.89	10	0	0	0	0	15.2	19	13	12	0	3	9	19	4	0	.297
2023	DSL Phillies-W	6-0	1.67	14	0	0	0	3	27.0	19	6	5	1	2	9	32	0	0	.196
Minors Totals		8-0	3.99	33	1	0	0	3	58.2	54	28	26	1	5	26	68	5	1	.242

MILLER, AIDAN BAUER... INF... **B-T:** R-R... **HT:** 6-2; **WT:** 212... **BORN:** June 9, 2004, Dunedin, FL... **RESIDES:** Trinity, FL... **HOW OBTAINED:** Selected by Phillies in 1st round (27th overall) of 2023 MLB Draft... **SIGNED BY:** Bo Way... **EDUCATION:** 2023 graduate of J.W. Mitchell HS (FL)... **MISC:** Was named MVP of the 2022 Perfect Game All-American Classic.

2023: Began professional career with Florida Complex League Phillies (R)... Made pro debut, 7/27 vs FCL Tigers and had 3 hits (2 2B)... Promoted to Clearwater (A), 8/24... Reached base in 19 of his 20 games... Slashed .348/.360/.565 (.925 OPS) in 6 postseason games... Following the season, was named the No. 4 prospect in the Phillies system by *Baseball America*.

YEAR	CLUB	AVG	G	AB	R	H	2B	3B	HR	RBI	SH	SF	HP	BB	SO	SB	CS	OBP	SLG	OPS	E
2023	FCL Phillies	.414	10	29	6	12	2	0	0	2	0	0	1	6	5	0	0	.528	.483	1.011	4
	Clearwater	.216	10	37	4	8	1	1	0	0	0	0	1	6	10	4	1	.341	.297	.638	2
Minors Totals		.303	20	66	10	20	3	1	0	2	0	0	2	12	15	4	1	.425	.379	.804	6

MINYETY, FREYLIN ANTONIO... INF... **B-T:** R-R... **HT:** 5-8; **WT:** 199... **BORN:** October 22, 1999, Santo Domingo, DR... **RESIDES:** Phoenix, AZ... **HOW OBTAINED:** Signed by Phillies as a non-drafted free agent, 7/20/21... **SIGNED BY:** Derrick Ross... **EDUCATION:** Attended Wabash Valley College (IL)... **MISC:** Played for West Virginia in the 2021 MLB Draft League prior to signing with the Phillies.

2023: Split season between Clearwater (A) and Jersey Shore (A)... Reached base in 14 of 17 May games... **2022:** Began season with Clearwater... Promoted to Reading (AA), 5/6... Transferred to Jersey Shore, 6/6... Combined, made starts at 2nd base (39), 3rd base (47), and left field (1)... **2021:** Began professional career with Clearwater... Batted .338 (22-65) with a .968 OPS in 82 PA against RHP... Defensively, made starts at 2nd base (6) and 3rd base (19)... Participated in Florida Instructional League.

YEAR	CLUB	AVG	G	AB	R	H	2B	3B	HR	RBI	SH	SF	HP	BB	SO	SB	CS	OBP	SLG	OPS	E
2021	Clearwater	.286	28	84	17	24	1	0	3	13	0	0	6	14	23	3	2	.423	.405	.828	8
2022	Clearwater	.190	12	42	4	8	0	0	0	2	0	0	1	3	9	1	2	.261	.190	.451	1
	Jersey Shore	.188	57	181	15	34	2	1	0	11	2	1	2	21	50	2	5	.278	.210	.488	9
	Reading	.161	20	62	6	10	1	0	0	9	2	0	2	10	12	0	0	.297	.177	.474	0
2023	Clearwater	.310	28	87	10	27	4	0	0	14	1	2	1	9	10	4	1	.374	.356	.730	2
	Jersey Shore	.197	29	76	12	15	4	0	0	5	0	1	2	11	14	1	1	.311	.250	.561	5
Minors Totals		.222	174	532	64	118	12	1	3	54	5	4	14	68	118	11	11	.324	.265	.589	25

MOORE, COLE PRESTON... INF... **B-T:** L-R... **HT:** 6-2; **WT:** 227... **BORN:** June 14, 1999, Austin, TX... **RESIDES:** Georgetown, TX... **HOW OBTAINED:** Signed by Phillies as a non-drafted free agent, 7/26/22... **SIGNED BY:** Tommy Field... **EDUCATION:** 2022 graduate of Dallas Baptist University (TX)... 2018 graduate of Georgetown HS.

2023: Spent most of season with Clearwater (A)... Was on the IL (thoracic spine strain), 5/3-15... Promoted to Jersey Shore (A), 8/21... Slashed .372/.460/.628 (1.088 OPS) in 13 July games (50 PA)... Played in 1 postseason game... **2022:** Played for Florida Complex League Phillies (R)... Did not commit an error in 73 chances... Participated in Florida Instructional League.

YEAR	CLUB	AVG	G	AB	R	H	2B	3B	HR	RBI	SH	SF	HP	BB	SO	SB	CS	OBP	SLG	OPS	E
2022	FCL Phillies	.206	12	34	4	7	3	0	1	7	0	0	0	7	8	0	0	.342	.382	.724	0
2023	Clearwater	.250	47	156	25	39	9	1	3	16	0	3	0	25	52	2	1	.348	.378	.726	1
	Jersey Shore	.177	12	34	5	6	3	0	1	3	0	1	0	9	10	0	0	.341	.353	.694	1
Minors Totals		.232	71	224	34	52	15	1	5	26	0	4	0	41	70	2	1	.346	.375	.721	2

SCOUTING & PLAYER DEV.

MOORE, ROBERT JAMES... INF... B-T: S-R... **HT:** 5-9; **WT:** 165... **BORN:** March 31, 2002, Atlanta, GA... **RESIDES:** Leawood, KS... **HOW OBTAINED:** Acquired in a trade with MIL with Hendry Mendez for Oliver Dunn, 11/14/23... Originally selected by MIL in 2nd round of 2022 MLB Draft... **SIGNED BY:** Mark Muzzi... **EDUCATION:** 2023 graduate of University of Arkansas... 2019 graduate of Shawnee Mission East HS (KS)... **PERSONAL:** Is the son of longtime KC executive and current senior advisor for TEX, Dayton Moore.

2023: Spent season with Wisconsin (A) in the MIL organization... Made starts at 2nd base (71), SS (43) and 3rd base (1)... **2022:** Began professional career with Arizona Complex League Brewers Blue (R)... Transferred to ACL Brewers Gold, 8/2, and back on 8/5... Promoted to Carolina (A), 8/9.

YEAR	CLUB	AVG	G	AB	R	H	2B	3B	HR	RBI	SH	SF	HP	BB	SO	SB	CS	OBP	SLG	OPS	E
2022	ACL Brewers-B	.091	3	11	1	1	1	0	0	1	0	0	1	1	1	0	0	.231	.182	.413	1
	ACL Brewers-G	.250	1	4	2	1	0	0	0	1	0	0	1	1	1	0	0	.400	.250	.650	0
	ACL Combined	.133	4	15	3	2	1	0	0	2	0	0	1	2	2	1	0	.278	.200	.478	1
	Carolina	.264	27	110	14	29	8	0	3	14	0	0	2	13	28	6	2	.352	.418	.770	4
2023	Wisconsin	.233	123	490	68	114	33	3	8	62	2	5	11	55	108	26	13	.321	.361	.682	11
Minors Totals		.236	154	615	85	145	42	3	11	78	2	5	14	70	138	33	15	.325	.368	.693	16

MOORE, WESLEY... LHP... B-T: R-L... **HT:** 6-0; **WT:** 204... **BORN:** September 5, 1999, White Rock, British Columbia, Canada... **RESIDES:** Surrey, British Columbia... **HOW OBTAINED:** Signed by Phillies as an amateur free agent, 11/9/22... **SIGNED BY:** Justin Munson... **EDUCATION:** 2022 graduate of Kansas State University... 2017 graduate of Vauxhall Academy of Baseball (Can).

2023: Began his professional career with Clearwater (A)... Was named Phillies Minor League Pitcher of the Month for May, allowing only 2 ER in 13.2 IP and striking out 22 of the 59 batters he faced (37.3%)... Was promoted to Jersey Shore (A), 6/12... Was on the IL (left thoracic spine strain), 9/3-19... Among Phillies minor leaguers with at least 50.0 IP, ranked 1st in ERA and OPP AVG, 2nd in SO/9.0 IP (13.33), 3rd in SO% (34.3%) and 6th in WHIP (1.14).

YEAR	CLUB	W-L	ERA	G	GS	CG	SHO	SV	IP	H	R	ER	HR	HB	BB	SO	WP	BK	AVG
2023	Clearwater	4-0	0.72	17	0	0	0	2	25.0	14	7	2	0	4	12	39	7	0	.157
	Jersey Shore	0-1	1.91	25	0	0	0	3	28.1	20	7	6	3	3	15	40	0	1	.194
Minors Totals		4-1	1.35	42	0	0	0	5	53.1	34	14	8	3	7	27	79	7	1	.177

MOTA, RAINY RAFAEL... RHP... B-T: R-R... **HT:** 6-1; **WT:** 212... **BORN:** January 26, 2006, Nizao, DR... **RESIDES:** Santo Domingo, DR... **HOW OBTAINED:** Signed by Phillies as an amateur free agent, 2/2/23... **SIGNED BY:** Carlos Salas and Jean Montalvo.

2023: Began professional career with Dominican Summer League Phillies Red (R)... Made his pro debut, 6/5 at DSL Pirates Gold... Was on the IL, 6/12-7/19 (right forearm strain) and 7/25-end of season (right elbow surgery).

YEAR	CLUB	W-L	ERA	G	GS	CG	SHO	SV	IP	H	R	ER	HR	HB	BB	SO	WP	BK	AVG
2023	DSL Phillies-R	0-0	0.00	2	0	0	0	0	1.1	0	0	0	0	0	1	1	2	0	.000

MUJICA, CESAR DAVID... C... B-T: R-R... **HT:** 6-2; **WT:** 198... **BORN:** March 30, 1997, Barquisimeto, VZ... **RESIDES:** Cabudare, VZ... **HOW OBTAINED:** Signed by Phillies as an amateur free agent, 1/15/24... **SIGNED BY:** Franklin Rojas.

NAVA, ANDRICK SAMUEL... C... B-T: S-R... **HT:** 5-10; **WT:** 230... **BORN:** October 6, 2001, Cabimas, VZ... **RESIDES:** Cabimas... **HOW OBTAINED:** Signed by Phillies as an amateur free agent, 7/2/18... **SIGNED BY:** Rafael Álvarez and Rómulo Oliveros.

2023: Spent season with Jersey Shore (A)... Set a career high for games played... **2022:** Began season with Jersey Shore... Transferred to Clearwater (A), 6/6... Was on the IL (right thumb contusion), 6/30-7/6... Transferred back to Jersey Shore, 8/5... Hit 3 of his 4 home runs in July... **2021:** Was on the IL for the entire year with a right shoulder labrum sprain... Appeared in 3 games with Florida Complex League Phillies (R) on a rehab assignment in July... **2020:** Participated in Florida Instructional League... **2019:** Led all Phillies short-season minor leaguers (min. 150 AB) in AVG (.333)... Ranked 6th in the Gulf Coast League in AVG & hits and was T-10th in games... Began professional career with GCL Phillies West (R)... Recorded a 15-game hitting streak, 7/13-8/2, which was the longest such streak in the GCL... Participated in FIL... Following the season, was named the No. 6 prospect from the GCL by *Baseball America*.

YEAR	CLUB	AVG	G	AB	R	H	2B	3B	HR	RBI	SH	SF	HP	BB	SO	SB	CS	OBP	SLG	OPS	E
2019	GCL Phillies-W	.314	44	156	25	49	6	0	1	20	0	1	1	8	20	1	1	.349	.372	.721	3
2020	Did not play																				
2021	FCL Phillies	.333	3	6	0	2	1	0	0	0	0	0	0	2	0	0	0	.333	.500	.833	2
2022	Jersey Shore	.243	22	70	8	17	4	1	0	8	0	2	0	10	13	1	0	.329	.329	.658	4
	Clearwater	.237	32	114	12	27	3	0	4	19	0	0	0	10	25	0	0	.298	.368	.666	0
2023	Jersey Shore	.221	64	208	16	46	10	0	3	27	0	2	2	34	45	0	1	.333	.313	.646	7
Minors Totals		.255	165	554	61	141	24	1	8	74	0	5	3	62	105	2	2	.330	.345	.675	16

NAVAS, ANDERSON JOSE... C... **B-T:** R-R... **HT:** 6-2; **WT:** 175... **BORN:** February 16, 2007, El Tigre, VZ... **RESIDES:** Uverito, VZ... **HOW OBTAINED:** Signed by Phillies as an amateur free agent, 1/15/24... **SIGNED BY:** Ebert Velásquez.

NEUNBORN, MITCHELL CARL (Mitch)... RHP... **B-T:** R-R... **HT:** 6-0; **WT:** 189... **BORN:** June 27, 1997, Johannesburg, South Africa... **RESIDES:** Perth, Australia... **HOW OBTAINED:** Signed by Phillies as an amateur free agent, 3/24/23... **SIGNED BY:** Howard Norsetter... **EDUCATION:** Attended North Iowa Community College... **MISC:** Pitched in the Australian Baseball League, 2019-21 and 2022-23.

2023: Pitched for Australia in the World Baseball Classic... Spent season with Jersey Shore (A)... Was named South Atlantic League Player of the Week, 8/28-9/3... His .172 OPP AVG (26-151) was the best on the team (min. 150 batters faced) and he made the 6th-most starts... Made 1 postseason start... Pitched for Scottsdale in the Arizona Fall League.

YEAR	CLUB	W-L	ERA	G	GS	CG	SHO	SV	IP	H	R	ER	HR	HB	BB	SO	WP	BK	AVG
2023	Jersey Shore	3-4	3.38	16	10	0	0	0	42.2	26	16	16	3	3	14	54	4	3	.172

OSTERBERG, MATTHEW BRIAN (Matt)... LHP... **B-T:** L-L... **HT:** 6-2; **WT:** 235... **BORN:** April 21, 1999, Coleman, WI... **RESIDES:** Coleman... **HOW OBTAINED:** Selected by Phillies in 15th round of 2021 MLB Draft... **SIGNED BY:** Derrick Ross... **EDUCATION:** 2021 graduate of St. Cloud State University (MN)... 2017 graduate of Coleman HS... **MISC:** During his senior collegiate season, held opponents to a .208 AVG, which was the lowest mark in the Northern Sun Intercollegiate Conference.

2023: Pitched most of the season for Jersey Shore (A)... Was promoted to Reading (AA), 8/5... Was named Eastern League Pitcher of the Week, 9/11-17... Among Phillies minor leaguers, ranked T-2nd in IP (122.2) and wins (9), 3rd in starts (24) and T-4th in SO (106)... **2022:** Spent the majority of the season with Clearwater (A), but also made one appearance for Reading on 8/27... Pitched at least 2.0 innings in 8 of his 11 relief appearances between both levels... In 6 August games, posted a 0.58 ERA (1 ER, 15.1 IP)... **2021:** Made professional debut with Florida Complex League Phillies (R)... Promoted to Clearwater, 8/17... Overall, held opponents to a .186 AVG (13-70) and .257 SLG... Participated in Florida Instructional League.

YEAR	CLUB	W-L	ERA	G	GS	CG	SHO	SV	IP	H	R	ER	HR	HB	BB	SO	WP	BK	AVG
2021	FCL Phillies	0-0	0.00	1	0	0	0	0	1.0	0	0	0	0	0	1	3	1	0	.000
	Clearwater	2-1	1.83	7	3	0	0	1	19.2	13	5	4	1	2	8	21	1	0	.194
2022	Clearwater	2-6	3.25	22	12	0	0	0	63.2	75	35	23	4	0	15	52	1	0	.293
	Reading	0-0	0.00	1	0	0	0	0	1.1	1	0	0	0	0	0	0	0	0	.200
2023	Jersey Shore	8-5	3.61	18	18	0	0	0	92.1	85	42	37	10	3	19	76	5	0	.244
	Reading	1-1	3.26	6	6	0	0	0	30.1	26	12	11	3	0	6	30	0	0	.228
Minors Totals		13-13	3.24	55	39	0	0	1	208.1	200	94	75	18	5	49	182	8	0	.252

OTTENBREIT, MICAH JOSEPH... RHP... **B-T:** R-R... **HT:** 6-4; **WT:** 209... **BORN:** May 7, 2003, Dearborn, MI... **RESIDES:** Grosse Ile, MI... **HOW OBTAINED:** Selected by Phillies in 4th round of 2021 MLB Draft... **SIGNED BY:** Derrick Ross... **EDUCATION:** 2021 graduate of Trenton HS (MI)... **MISC:** During his senior season, posted a 0.64 ERA and had 95 strikeouts in 54.2 innings.

2023: Missed the entire season (right elbow surgery)... Had a rehab assignment with Florida Complex League Phillies (R)... **2022:** Pitched in 2 games for Clearwater (A)... Placed on the IL (right elbow sprain), 5/10, and missed the remainder of the season... **2021:** Began professional career with FCL Phillies... Participated in Florida Instructional League.

YEAR	CLUB	W-L	ERA	G	GS	CG	SHO	SV	IP	H	R	ER	HR	HB	BB	SO	WP	BK	AVG
2021	FCL Phillies	1-0	4.50	5	0	0	0	0	6.0	6	3	3	0	0	3	4	0	0	.273
2022	Clearwater	0-1	7.94	2	2	0	0	0	5.2	6	5	5	1	1	5	4	0	1	.273
2023	FCL Phillies	0-0	11.57	2	2	0	0	0	2.1	3	3	3	0	2	2	0	0	1	.333
Minors Totals		1-1	7.07	9	4	0	0	0	14.0	15	11	11	1	3	10	8	0	2	.283

OWUSU-ASIEDU, AVERY KWADWO BOATENG... OF... **B-T:** R-R... **HT:** 6-5; **WT:** 241... **BORN:** June 16, 2003, Saskatoon, Canada... **RESIDES:** Waukesha, WI... **HOW OBTAINED:** Selected by Phillies in 9th round of 2023 MLB Draft... **SIGNED BY:** Derrick Ross... **EDUCATION:** Attended Southern Illinois University Edwardsville... Was a 2020 graduate of Waukesha West HS.

2023: Began his professional career with Florida Complex League Phillies (R)... Made his pro debut on 7/27 vs FCL Tigers and collected 2 doubles.

YEAR	CLUB	AVG	G	AB	R	H	2B	3B	HR	RBI	SH	SF	HP	BB	SO	SB	CS	OBP	SLG	OPS	E
2023	FCL Phillies	.217	13	46	8	10	3	0	1	14	0	1	1	7	10	2	0	.327	.348	.675	0

PACHECO, BRAD JEHOUSA... RHP... **B-T:** R-R... **HT:** 5-11; **WT:** 184... **BORN:** June 9, 2005, Bejuma, VZ... **RESIDES:** Bejuma... **HOW OBTAINED:** Signed by Phillies as an amateur free agent, 5/18/23... **SIGNED BY:** Jonatan Hernández.

PAINTER, ANDREW PATRICK... RHP... B-T: R-R... **HT:** 6-7; **WT:** 228... **BORN:** April 10, 2003, Pompano Beach, FL... **RESIDES:** Pompano Beach... **HOW OBTAINED:** Selected by Phillies in 1st round (13th overall) of 2021 MLB Draft... **SIGNED BY:** Victor Gomez... **EDUCATION:** 2021 graduate of Calvary Christian Academy (FL)... **MISC:** Named 2021 Gatorade Florida Baseball Player of the Year and selected as a *Baseball America* High School All-American after going 6-1 with a 0.31 ERA while holding opponents to a .119 AVG during his senior season.

2023: Went to ML spring training as a non-roster invitee... Missed entire season (right elbow surgery)... Underwent successful right elbow ulnar collateral ligament reconstruction with ulnar nerve transposition surgery on 7/25... Following the season, was named the No.1 prospect in the Phillies minor league system by *Baseball America* and rated as having the best fastball in the Phillies system... **2022:** Was named the Paul Owens Award winner as the best pitcher in the Phillies minor league system... Named *Baseball America* Minor League Pitcher of the Year and MLB Pipeline Pitcher of the Year... Was also rated as having the best slider and control in the Phillies system by *Baseball America*... Selected as an MiLB.com Organization All-Star... Led all Phillies minor leaguers in strikeouts (155), ERA (1.56, min. 50.0 IP) and WHIP (0.89, min. 50.0 IP) and was T-1st in CG (1) and SHO (1) and 4th in starts (22) and IP (103.2)... Was the first Phillies minor leaguer with a sub-1.60 ERA and at least 145 strikeouts since Cole Hamels in 2003... Began season with Clearwater (A)... Struck out 14 batters on 4/23 vs Tampa... Was promoted to Jersey Shore (A), 6/6... Tossed a shutout (7.0 IP) on 8/6 vs Hudson Valley... Promoted to Reading (AA), 8/21... Struck out 38.7% of batters he faced (401) and walked only 6.2% (25)... Averaged 13.46 SO/9.0 IP (103.2 IP)... Following the season, was named the top prospect in the Phillies minor league system by *Baseball America* and the No. 1 pitching prospect in baseball by MLB.com... **2021:** Following the season, was named the No. 2 prospect in the Phillies minor league system by *Baseball America*... Began professional career with Florida Complex League Phillies (R)... Participated in Florida Instructional League.

YEAR	CLUB	W-L	ERA	G	GS	CG	SHO	SV	IP	H	R	ER	HR	HB	BB	SO	WP	BK	AVG
2021	FCL Phillies	0-0	0.00	4	4	0	0	0	6.0	4	0	0	0	0	0	12	0	0	.190
2022	Clearwater	1-1	1.40	9	9	0	0	0	38.2	17	10	6	0	1	16	69	4	1	1.30
	Jersey Shore	3-0	0.98	8	8	1	1	0	36.2	25	7	4	2	1	7	49	1	0	1.85
	Reading	2-1	2.54	5	5	0	0	0	28.1	25	8	8	3	2	2	37	0	0	2.38
2023	Injured – Did not pitch																		
Minors Totals		6-2	.750	26	26	1	1	0	109.2	71	25	18	5	4	25	167	5	1	1.81

PAN, WEN HUI... RHP... B-T: R-R... **HT:** 6-2; **WT:** 237... **BORN:** September 19, 2002, Hualien, Taiwan... **RESIDES:** Taoyuen, Taiwan... **HOW OBTAINED:** Signed by Phillies as an amateur free agent, 1/16/23... **SIGNED BY:** Youngster Wang.

2023: Began professional career with Clearwater (A)... In his first 15 appearances (1 start) with Clearwater, went 2-0 with a 1.54 ERA (6 ER, 35.0 IP), 41 SO, 11 BB and a 0.80 WHIP while limiting opponents to a .143 AVG (17-119)... Was named a Florida State League postseason All-Star and *Baseball America* Low-Class A All-Star... His 3.67 SO/BB ratio and 33.8% SO rate (88-260) were the 4th-best among Phillies minor leaguers (min. 50.0 IP)... Was promoted to Jersey Shore (A), 8/21... Rated as having the best changeup in the Phillies system, according to *Baseball America*.

YEAR	CLUB	W-L	ERA	G	GS	CG	SHO	SV	IP	H	R	ER	HR	HB	BB	SO	WP	BK	AVG
2023	Clearwater	4-1	2.81	27	1	0	0	7	57.2	31	19	18	2	4	19	81	5	2	1.54
	Jersey Shore	0-0	15.00	6	0	0	0	0	6.0	13	10	10	1	0	5	7	0	1	4.19
Minors Totals		4-1	3.96	33	1	0	0	7	63.2	44	29	28	3	4	24	88	5	3	1.90

PARKINSON, DAVID KENNEDY... LHP... B-T: R-L... **HT:** 6-2; **WT:** 207... **BORN:** December 14, 1995, Henrico, VA... **RESIDES:** Henrico... **HOW OBTAINED:** Selected by Phillies in 12th round of 2017 MLB Draft... **SIGNED BY:** Mike Stauffer... **EDUCATION:** Attended University of Mississippi and Florence-Darlington Technical College (SC)... 2014 graduate of Mills E. Godwin HS (VA).

2023: Led all Phillies minor leaguers in IP (130.1) and SO (135)... Pitched majority of the season for Reading (AA)... Also made one appearance with Lehigh Valley (AAA)... Struck out a season-high 10 batters, 7/14 vs Portland... In 5 August starts, went 3-1 with a 1.26 ERA (4 ER, 28.2 IP)... **2022:** Spent season on restricted list... **2021:** Was a non-roster invitee to ML spring training... Spent almost entire season with Lehigh Valley... Notched his first pro save in his final appearance, which was with Reading on 9/19 at Binghamton... **2020:** Did not pitch... **2019:** Spent season with Reading... Was T-6th in the Eastern League in wins (10) and 7th in strikeouts (118)... Posted a 3.31 ERA (27 ER, 73.1 IP) in his first 13 starts... Held RHH to a .237 AVG (74-312)... **2018:** Won the Paul Owens Award for best pitcher in the Phillies minor league system... Combined to post a 1.45 ERA (20 ER, 124.1 IP), which was the lowest mark among all qualifying pitchers in Minor League Baseball... At the time, was the second Phillies minor leaguer in the last three seasons to have the lowest ERA across the minors (also: RHP Sixto Sánchez, 0.50 ERA in 2016)... Selected as Phillies Minor League Pitching Prospect of the Year by MLB Pipeline... Chosen as an Organization All-Star by MiLB.com... Began season with Lakewood (A) and was promoted to Clearwater (A) on 8/2 for the remainder of the season... In 22 combined games (21 starts), went 11-1 with 141 SO, 1.01 WHIP (91 H, 35 BB), 10.21 SO/9.0 IP, and held opponents to a .202 AVG... Named Phillies Minor League Pitcher of the Month for June... Twice selected as Phillies Minor League Pitcher of the Week and South Atlantic League Pitcher of the Week: 5/21-27 & 6/11-17... Finished season with the 2nd-most strikeouts among all Phillies minor league pitchers and was T-2nd in wins... From 5/14-6/25, logged a 34.0-inning streak in which he did not allow an ER... Had only 1 start in which he allowed more than 3 ER... Struck out a season-best 11 batters, 6/17 vs Hickory... Tossed his first pro shutout (7.0 IP), 7/22 at Hagerstown (gm 2)... **2017:** Began professional career with Williamsport (A) and earned his first win, 8/13 vs Tri-City... Struck out a season-high 10 in 5.0 scoreless innings (H, 3 BB), 8/20 at Batavia... Named Phillies Minor League Pitcher of the Week, 8/14-20... Averaged 11.57 SO/9.0 IP (42 SO, 32.2 IP)... Posted a 1.98 ERA (3 ER, 13.2 IP) with 21 strikeouts in his 3 starts... Held RHH to a .181 AVG (13-72)... Participated in Florida Instructional League.

PARKINSON, DAVID (continued)

YEAR	CLUB	W-L	ERA	G	GS	CG	SHO	SV	IP	H	R	ER	HR	HB	BB	SO	WP	BK	AVG
2017	Williamsport	1-3	2.48	11	3	0	0	0	32.2	30	12	9	2	2	9	42	3	0	.242
2018	Lakewood	8-1	1.51	17	17	1	1	0	95.1	74	27	16	4	2	26	115	7	1	.210
	Clearwater	3-0	1.24	5	4	0	0	0	29.0	17	4	4	1	1	9	26	1	0	.175
2019	Reading	10-9	4.08	22	22	0	0	0	119.0	107	56	54	10	3	39	118	7	0	.247
2020	Did not pitch																		
2021	Lehigh Valley	1-*11	7.93	20	18	0	0	0	78.1	109	73	69	16	4	28	68	1	0	.323
	Reading	0-0	0.00	1	0	0	0	1	3.0	0	0	0	0	0	5	0	0	.000	
2022	Did not pitch																		
2023	Reading	9-5	3.56	24	22	0	0	0	126.1	121	61	50	17	5	51	131	8	1	.249
	Lehigh Valley	0-0	11.25	1	0	0	0	0	4.0	6	5	5	1	0	3	4	0	0	.353
Minors Totals		32-29	3.82	101	86	1	1	1	487.2	464	238	207	51	17	165	509	27	2	.250

* League leader

PEÑA, JERFFSON JOSÉ... OF... B-T: L-R... **HT:** 6-2; **WT:** 201... **BORN:** December 16, 2003, Monte Cristi, DR... **RESIDES:** Monte Cristi... **HOW OBTAINED:** Signed by Phillies as an amateur free agent, 11/16/21... **SIGNED BY:** Carlos Salas and José Guzman.

2023: Spent season with Dominican Summer League Phillies White (R)... Led the team in SB and was tied for the 5th-most in the DSL... Had multiple hits in 12 games (26%)... Played in 6 postseason games... **2022:** Began pro career with DSL Phillies Red... Posted a .438 OBP in 19 July games (73 PA).

YEAR	CLUB	AVG	G	AB	R	H	2B	3B	HR	RBI	SH	SF	HP	BB	SO	SB	CS	OBP	SLG	OPS	E
2022	DSL Phillies-R	.237	52	156	24	37	7	3	3	14	0	0	5	25	61	20	6	.360	.378	.738	3
2023	DSL Phillies-W	.268	46	164	27	44	8	3	2	25	1	1	7	15	48	24	3	.353	.390	.743	4
Minors Totals		.253	98	320	51	81	15	6	5	39	1	1	12	40	109	44	9	.357	.384	.741	7

PEÑA JR., JOSE ARIDIO... RHP... B-T: R-R... **HT:** 6-2; **WT:** 218... **BORN:** July 8, 2003, Winter Haven, FL... **RESIDES:** Winter Haven... **HOW OBTAINED:** Selected by Phillies in 6th round of 2021 MLB Draft... **SIGNED BY:** Bryce Harman... **EDUCATION:** 2021 graduate of Tampa Preparatory School (FL)... **MISC:** During his senior year, posted a 2.31 ERA with 63 strikeouts in 36.1 innings.

2023: Pitched for Florida Complex League Phillies (R)... Limited LHH to a .182 AVG (8-44)... **2022:** Spent season with FCL Phillies... Posted a 0.91 WHIP (5 BB, 5 H, 11.0 IP) in 3 July starts... Struck out 27.7% (28-101) of batters faced... **2021:** Made professional debut with FCL Phillies... Participated in Florida Instructional League.

YEAR	CLUB	W-L	ERA	G	GS	CG	SHO	SV	IP	H	R	ER	HR	HB	BB	SO	WP	BK	AVG
2021	FCL Phillies	1-0	13.50	4	0	0	0	0	2.2	3	4	4	0	3	5	0	0	.273	
2022	FCL Phillies	1-3	6.59	9	7	0	0	0	27.1	23	21	20	2	6	19	28	6	0	.228
2023	FCL Phillies	3-1	6.68	14	2	0	0	1	32.1	29	25	24	3	1	32	31	1	2	.238
Minors Totals		5-4	6.93	27	9	0	0	1	62.1	55	50	48	5	7	54	64	7	2	.235

PERALTA, ADILSON RONIEL... RHP... B-T: R-R... **HT:** 6-2; **WT:** 193... **BORN:** June 17, 2003, Moca, DR... **RESIDES:** Moca... **HOW OBTAINED:** Signed by Phillies as an amateur free agent, 11/16/21... **SIGNED BY:** Carlos Salas and José Guzman.

2023: Spent season with Dominican Summer League Phillies Red (R)... On the team, ranked T-1st in starts and 2nd in IP... Transferred to DSL Phillies White on 8/21 and pitched in 2 postseason games... **2022:** Began professional career with DSL Phillies Red... Made his pro debut, 6/7 vs DSL Rangers Blue.

YEAR	CLUB	W-L	ERA	G	GS	CG	SHO	SV	IP	H	R	ER	HR	HB	BB	SO	WP	BK	AVG
2022	DSL Phillies-R	0-2	7.06	7	6	0	0	0	21.2	25	17	17	0	2	11	18	5	0	.284
2023	DSL Phillies-R	2-1	3.25	11	10	0	0	0	44.1	46	21	16	1	3	20	44	7	0	.271
Minors Totals		2-3	4.50	18	16	0	0	0	66.0	71	38	33	1	5	31	62	12	0	.275

PERALTA, PEDRO... RHP... B-T: R-R... **HT:** 5-9; **WT:** 210... **BORN:** July 27, 2006, Santo Domingo, DR... **RESIDES:** San Cristobal, DR... **HOW OBTAINED:** Signed by Phillies as an amateur free agent, 1/15/23... **SIGNED BY:** José Guzman.

2023: Began professional career with Dominican Summer League Phillies Red (R)... Made his pro debut, 6/13 vs DSL Tigers 2.

YEAR	CLUB	W-L	ERA	G	GS	CG	SHO	SV	IP	H	R	ER	HR	HB	BB	SO	WP	BK	AVG
2023	DSL Phillies-R	0-3	7.20	9	1	0	0	0	15.0	14	15	12	2	2	13	16	4	2	.250

PÉREZ, RICKARDO ALEJANDRO... C... B-T: L-R... HT: 5-11; WT: 238... BORN: December 4, 2003, Valencia, VZ... RESIDES: Guacara, VZ... HOW OBTAINED: Signed by Phillies as an amateur free agent, 1/15/21... SIGNED BY: Rafael Álvarez and William Mota.

2023: Did not play... 2022: Spent season with Florida Complex League Phillies (R)... Was on the IL (left knee dislocation), beginning of season-6/19... Ranked 2nd on the team in OBP and OPS (min. 50 PA)... Started season with an 8-game on-base streak (6/17-30), posting a slash line of .348/.444/.348 over that stretch... Participated in Florida Instructional League... 2021: Began professional career with Dominican Summer League Phillies Red (R)... Had 22 walks to 15 strikeouts... Hit .308 (12-39) with RISP... In 35 games (32 starts) at catcher, threw out 33.8% (24-71) of base runners attempting to steal... Also made 5 starts at 1st base.

YEAR	CLUB	AVG	G	AB	R	H	2B	3B	HR	RBI	SH	SF	HP	BB	SO	SB	CS	OBP	SLG	OPS	E
2021	DSL Phillies-R	.256	43	121	15	31	3	0	0	9	0	2	1	22	15	3	1	.370	.281	.651	9
2022	FCL Phillies	.349	30	83	5	29	1	0	1	14	0	3	0	7	13	0	1	.387	.398	.785	0
2023	Did not play																				
Minors Totals		.294	73	204	20	60	4	0	1	23	0	5	1	29	28	3	2	.377	.328	.705	9

PETIT, JONATHAN... RHP... B-T: R-R... HT: 6-2; WT: 205... BORN: April 19, 2001, Valencia, VZ... RESIDES: Naguanagua, VZ... HOW OBTAINED: Signed by Phillies as an amateur free agent, 4/26/19... SIGNED BY: Rafael Álvarez and William Mota.

2023: Spent season with Clearwater (A)... Was named Florida State League Pitcher of the Month for August, in which he made 4 appearances (3 starts), posting a 2.78 ERA (7 ER, 22.2 IP) with 28 SO, 6 BB and a 0.88 WHIP... Also struck out a career-high 11 batters on 8/4 vs Lakeland... Limited RHH to a .204 AVG (33-162)... Started 2 postseason games... 2022: Pitched for Florida Complex League Phillies (R)... Struck out a season-high 6 batters in 4.2 IP on 7/25 at FCL Yankees... 2021: Made professional debut with Dominican Summer League Phillies White (R)... Posted a 0.94 WHIP... Had an 8.20 SO/BB ratio... In 9.0 innings of relief, did not allow a run or walk... 2020: Did not pitch... 2019: Was on the restricted list, 5/28-7/31, and did not pitch.

YEAR	CLUB	W-L	ERA	G	GS	CG	SHO	SV	IP	H	R	ER	HR	HB	BB	SO	WP	BK	AVG
2019	Did not pitch																		
2020	Did not pitch																		
2021	DSL Phillies-W	4-2	2.27	12	8	0	0	0	43.2	36	11	11	1	3	5	41	5	1	.226
2022	FCL Phillies	3-3	4.50	11	6	0	0	1	32.0	28	20	16	3	2	10	33	0	2	.222
2023	Clearwater	3-3	5.24	21	17	0	0	0	80.2	79	49	47	10	15	33	76	5	6	.260
Minors Totals		10-8	4.26	44	31	0	0	1	156.1	143	80	74	14	20	48	150	10	9	.243

PINA DE JESUS, ROBINSON... RHP... B-T: R-R... HT: 6-4; WT: 180... BORN: November 26, 1998, San Cristobal, DR... RESIDES: Haina, DR... HOW OBTAINED: Signed as a minor league free agent, 12/11/23... Originally signed by LAA as an amateur free agent, 2/15/17... SIGNED BY: Francisco Tejada.

2023: Shuttled between Tri-City (A), Salt Lake (AAA) and Rocket City (AA) in the LAA organization... In 12 June and July appearances (3 starts) with Rocket City, posted a 1.60 ERA (6 ER, 33.2 IP)... 2022: Pitched majority of season with Tri-City... Transferred to Salt Lake, 8/5... 2021: Had the 3rd-most strikeouts among all LAA minor leaguers... Split season between Tri-City, Inland Empire (A) and Rocket City... Played for Glendale in the Arizona Fall League... 2020: Did not play... 2019: Spent entire season with Burlington (A)... Was 2nd on the team in SO and IP... 2018: Split season between Dominican Summer League Angels (R), Arizona League Angels (R) and Orem (R)... 2017: Began professional career with DSL Angels... Made his pro debut, 6/3 at DSL Twins.

YEAR	CLUB	W-L	ERA	G	GS	CG	SHO	SV	IP	H	R	ER	HR	HB	BB	SO	WP	BK	AVG
2017	DSL Angels	1-2	3.68	15	11	0	0	0	51.1	35	26	21	0	3	24	47	8	1	.188
2018	DSL Angels	2-0	4.02	8	0	0	0	1	15.2	12	10	7	0	2	6	26	2	0	.214
	AZL Angels	1-1	3.14	6	1	0	0	0	14.1	12	9	5	0	0	5	17	4	0	.218
	Orem	1-1	3.21	5	0	0	0	0	14.0	13	6	5	1	3	8	18	2	0	.245
2019	Burlington	5-8	3.83	26	21	0	0	1	108.0	85	58	46	5	9	61	146	7	1	.213
2020	Did not play																		
2021	Tri-City	2-7	4.40	13	13	0	0	0	57.1	38	29	28	4	4	41	85	5	2	.191
	Inland Empire	0-0	1.19	4	4	0	0	0	22.2	15	3	3	2	0	6	33	2	0	.185
	Rocket City	0-3	9.39	4	4	0	0	0	15.1	19	16	16	7	4	9	22	3	0	.297
2022	Tri-City	6-6	3.31	18	13	0	0	1	81.2	71	34	30	7	2	24	117	10	0	.231
	Salt Lake	0-2	29.45	3	2	0	0	0	3.2	9	12	12	4	0	7	5	0	0	.474
2023	Tri-City	0-0	0.79	8	0	0	0	1	11.1	4	2	1	0	1	4	18	0	0	.100
	Salt Lake	1-2	7.83	7	4	0	0	0	23.0	33	21	20	3	0	21	14	2	0	.340
	Rocket City	4-3	3.29	19	7	0	0	0	63.0	45	24	23	2	6	30	58	8	0	.210
Minors Totals		23-35	4.06	136	80	0	0	4	481.1	391	250	217	35	34	246	606	53	4	.221

PINEDA, LEANDRO ANDRÉS... OF... B-T: L-L... **HT:** 6-3; **WT:** 236... **BORN:** June 4, 2002, Valencia, VZ... **RESIDES:** Valencia... **HOW OBTAINED:** Signed by Phillies as an amateur free agent, 7/6/18... **SIGNED BY:** Rafael Álvarez and William Mota.

2023: Spent season with Jersey Shore (A)... Led the team in games played & RBI and was T-1st in 2B & AB, T-2nd in hits, 3rd in runs, TB (143), HR & BB and T-3rd in triples... Played in 3 postseason games... **2022:** Spent majority of season with Clearwater (A)... Promoted to Jersey Shore, 8/25... Recorded a 9-game and 10-game on-base streak in June (6/1-11, 6/17-28)... **2021:** Spent season with Florida Complex League Phillies (R)... **2020:** Did not play... **2019:** Began professional career with Dominican Summer League Phillies White (R).

YEAR	CLUB	AVG	G	AB	R	H	2B	3B	HR	RBI	SH	SF	HP	BB	SO	SB	CS	OBP	SLG	OPS	E
2019	DSL Phillies-W	.184	61	190	22	35	4	0	1	19	3	2	6	22	40	4	4	.286	.221	.507	2
2020	Did not play																				
2021	FCL Phillies	.130	33	69	14	9	3	0	1	9	0	2	2	20	23	3	3	.333	.217	.550	1
2022	Clearwater	.219	73	256	34	56	16	6	3	29	0	#6	5	32	78	5	3	.311	.363	.674	3
	Jersey Shore	.150	16	60	9	9	3	1	0	5	0	1	2	7	19	0	0	.257	.233	.490	1
2023	Jersey Shore	.243	107	370	52	90	20	3	9	67	0	5	8	48	102	6	2	.339	.387	.725	2
Minors Totals		.211	290	945	131	199	46	10	14	129	3	16	23	129	262	18	12	.315	.325	.640	9

Tied for league lead

PIPKIN, DOMINIC MICHAEL... RHP... B-T: R-R... **HT:** 6-5; **WT:** 206... **BORN:** November 5, 1999, Pinole, CA... **RESIDES:** Pinole... **HOW OBTAINED:** Selected by Phillies in 9th round of 2018 MLB Draft... **SIGNED BY:** Joey Davis... **EDUCATION:** 2018 graduate of Pinole Valley HS.

2023: Was on the IL (right elbow surgery), beginning of season-7/3, which included rehab assignments with Florida Complex League Phillies (R) and Clearwater (A)... Spent majority of the season with Reading (AA)... With Reading, limited RHH to a .209 AVG (9-43)... In 9 August appearances, went 1-0 with a 0.96 ERA (ER, 9.1 IP)... Pitched for Scottsdale in the Arizona Fall League... **2022:** Pitched for Jersey Shore (A)... **2021:** Spent entire season with Jersey Shore... Averaged 9.93 SO/9.0 IP (64 SO/58.0 IP)... In 5 June starts, had 27 strikeouts in 19.2 innings... Was on the IL, 8/20-end of season, with a right shoulder strain... **2020:** Participated in Florida Instructional League... **2019:** Spent season with Lakewood (A)... Posted a 3.29 ERA (15 ER, 41.0 IP) in his first 12 appearances (6 starts)... Was on the IL, 8/26-end of season (right shoulder inflammation)... **2018:** Began professional career with Gulf Coast League Phillies East (R)... Held LHH to a .194 AVG (6-31)... Participated in FIL.

YEAR	CLUB	W-L	ERA	G	GS	CG	SHO	SV	IP	H	R	ER	HR	HB	BB	SO	WP	BK	AVG
2018	GCL Phillies-E	1-2	3.64	10	8	0	0	0	29.2	27	12	12	3	1	8	18	3	0	.252
2019	Lakewood	3-4	5.15	24	12	0	0	1	71.2	71	51	41	4	12	45	44	15	0	.261
2020	Did not pitch																		
2021	Jersey Shore	4-3	4.97	16	12	0	0	0	58.0	58	34	32	6	5	27	64	6	1	.264
2022	Jersey Shore	4-7	5.01	30	13	0	0	0	73.2	71	52	41	6	12	51	64	6	0	.262
2023	FCL Phillies	0-0	27.00	2	1	0	0	0	1.2	4	5	5	0	1	1	3	0	0	.444
	Clearwater	2-0	4.91	3	0	0	0	0	3.2	3	2	2	0	0	2	4	0	0	.231
	Reading	2-2	3.66	18	0	0	0	1	19.2	16	8	8	3	1	7	23	0	0	.222
Minors Totals		16-18	4.92	103	46	0	0	2	258.0	250	164	141	22	32	141	220	30	1	.245

POL, MARCOS ANTONIO... RHP... B-T: R-R... **HT:** 6-2; **WT:** 170... **BORN:** July 2, 2005, Sabana Grande de Boya, DR... **RESIDES:** Sabana Grande de Boya... **HOW OBTAINED:** Signed by Phillies as an amateur free agent, 1/15/24... **SIGNED BY:** Victor Santana.

POLANCO, JESÚS ALBERTO... RHP... B-T: R-R... **HT:** 6-3; **WT:** 190... **BORN:** April 11, 2002, Sabana Grande de Boya, DR... **RESIDES:** Santo Domingo, DR... **HOW OBTAINED:** Signed by Phillies as an amateur free agent, 12/2/22... **SIGNED BY:** Carlos Salas and Jean Montalvo.

2023: Was on the restricted list.

POLANCO, JULIO JUNIOR... RHP... B-T: R-R... **HT:** 6-3; **WT:** 195... **BORN:** September 11, 2006, San Francisco de Macorís, DR... **RESIDES:** San Francisco de Macorís... **HOW OBTAINED:** Signed by Phillies as an amateur free agent, 1/15/24... **SIGNED BY:** Luis García.

POLANCO, YONKELVIN... OF... B-T: L-R... **HT:** 5-11; **WT:** 177... **BORN:** July 13, 2006, Santiago de los Caballeros, DR... **RESIDES:** Santiago de los Caballeros... **HOW OBTAINED:** Signed by Phillies as an amateur free agent, 6/5/23... **SIGNED BY:** Carlos Salas and Andrés Hiraldo.

2023: Began professional career with Dominican Summer League Phillies Red (R)... Made his pro debut, 7/22 at DSL Giants Black.

YEAR	CLUB	AVG	G	AB	R	H	2B	3B	HR	RBI	SH	SF	HP	BB	SO	SB	CS	OBP	SLG	OPS	E
2023	DSL Phillies-R	.231	5	13	2	3	0	0	1	4	0	0	0	0	3	0	1	.231	.462	.693	0

POUAKA-GREGO, NIKAU JACK... INF... B-T: L-R... **HT:** 5-9; **WT:** 167... **BORN:** September 13, 2004, Christchurch, New Zealand... **RESIDES:** Melbourne, Australia... **HOW OBTAINED:** Signed by Phillies as an amateur free agent, 1/17/22... **SIGNED BY:** Howard Norsetter and Derrick Chung.

2023: Missed the entire season (left knee surgery)... **2022:** Spent season with Florida Complex League Phillies (R)... Ranked 1st on the team in AVG, OBP, SLG and OPS (min. 100 PA)... In his first 10 games, posted a slash line of .382/.500/.588 (42 PA)... Against RHP, posted a slash line of .315/.462/.479 (93 PA)... Participated in Florida Instructional League... Played for Adelaide in the Australian Baseball League following the season.

YEAR	CLUB	AVG	G	AB	R	H	2B	3B	HR	RBI	SH	SF	HP	BB	SO	SB	CS	OBP	SLG	OPS	E
2022	FCL Phillies	.301	35	103	20	31	6	1	3	16	0	0	6	16	16	2	2	.424	.466	.890	6
2023	Injured - Did not play																				
Minors Totals		.301	35	103	20	31	6	1	3	16	0	0	6	16	16	2	2	.424	.466	.890	6

PRADO, SANTIAGO JOSE... C... B-T: L-R... **HT:** 6-0; **WT:** 160... **BORN:** October 18, 2006, Barquisimeto, VZ... **RESIDES:** Barquisimeto... **HOW OBTAINED:** Signed by Phillies as an amateur free agent, 1/15/24... **SIGNED BY:** Bernardo Pérez and Franklin Rojas.

PULIDO, DANYONY... RHP... B-T: R-R... **HT:** 6-1; **WT:** 216... **BORN:** October 19, 2002, Caracas, VZ... **RESIDES:** Caracas... **HOW OBTAINED:** Signed by Phillies as an amateur free agent, 1/15/21... **SIGNED BY:** Rafael Álvarez.

2023: Pitched for Dominican Summer League Phillies White (R)... His .179 OPP AVG was the 7th-best in the DSL (min. 40.0 IP)... Was tied for the most starts on the team... Made 2 appearances (1 start) in the postseason... **2022:** Spent season with DSL Phillies White... Ranked 2nd on the team and 5th in the DSL in ERA (min. 40.0 IP)... Among DSL pitchers, ranked 8th in opponent AVG... Participated in Florida Instructional League... **2021:** Began professional career with DSL Phillies Red... Held opponents to a .180 AVG (18-100) and .230 SLG... Did not allow a HR to the 131 batters he faced.

YEAR	CLUB	W-L	ERA	G	GS	CG	SHO	SV	IP	H	R	ER	HR	HB	BB	SO	WP	BK	AVG
2021	DSL Phillies-R	3-2	5.46	14	0	0	0	1	28.0	18	21	17	0	5	25	31	8	1	.180
2022	DSL Phillies-W	2-2	1.82	11	11	0	0	0	49.1	32	13	10	2	4	28	34	4	2	.203
2023	DSL Phillies-W	2-1	3.21	11	10	0	0	0	42.0	26	16	15	0	7	18	51	4	0	.179
Minors Totals		7-3	3.17	36	21	0	0	1	119.1	76	50	42	2	16	71	116	16	3	.189

QUINONEZ, JOSUETH ALAHIN... OF... B-T: R-R... **HT:** 6-1 **WT:** 172... **BORN:** February 22, 2007, Maracay, VZ... **RESIDES:** Maracay... **HOW OBTAINED:** Signed by Phillies as an amateur free agent, 1/15/24... **SIGNED BY:** William Mota.

QUIRION, ANTHONY... C... B-T: R-R... **HT:** 6-2; **WT:** 213... **BORN:** October 29, 1997, Sherbrooke, Canada... **RESIDES:** Coaticook, Canada... **HOW OBTAINED:** Signed by Phillies as a non-drafted free agent, 7/20/21... **SIGNED BY:** Ralph Garr Jr... **EDUCATION:** 2021 graduate of Lamar University (TX); also attended Clarendon College (TX)... Graduate of Académie les Estacades (Can).

2023: Played for Jersey Shore (A)... Was on the IL (left lateral meniscus injury), 5/23-6/27, which included a rehab assignment with Florida Complex League Phillies (R)... With Jersey Shore, posted a combined .985 fielding percentage at catcher and 1st base (338 chances)... Following the season, played for Adelaide in the Australian Baseball League... **2022:** Began season with Clearwater (A)... Promoted to Jersey Shore, 6/6... Was on the IL (right hand fracture), 6/18-8/16, which included a rehab assignment to FCL Phillies... Recorded a .993 fielding percentage at catcher (432 chances)... Defensively, made starts at catcher and 1st base... Participated in Florida Instructional League... **2021:** Began professional career with FCL Phillies... Participated in FIL.

YEAR	CLUB	AVG	G	AB	R	H	2B	3B	HR	RBI	SH	SF	HP	BB	SO	SB	CS	OBP	SLG	OPS	E
2021	FCL Phillies	.313	11	16	5	5	0	1	2	5	0	0	1	3	3	1	0	.450	.813	1.263	1
2022	Clearwater	.214	34	117	13	25	4	0	6	16	0	0	10	14	44	3	1	.348	.402	.750	1
	Jersey Shore	.134	23	67	1	9	2	0	0	3	0	0	3	4	27	0	1	.216	.164	.380	3
	FCL Phillies	.227	6	22	1	5	0	0	1	0	0	1	1	6	0	0	.292	.227	.519	0	
2023	Jersey Shore	.188	52	176	20	33	8	0	5	19	0	1	7	20	68	1	2	.294	.318	.612	5
	FCL Phillies	.471	5	17	3	8	3	0	0	1	0	0	2	1	2	0	1	.550	.647	1.197	0
Minors Totals		.205	131	415	43	85	17	1	13	45	0	1	24	43	150	5	5	.315	.345	.659	10

QUIROZ, JESUS ESTEBAN (Esteban)... INF... B-T: L-R... **HT:** 5-8; **WT:** 202... **BORN:** February 17, 1992, Ciudad Obregón, MX... **RESIDES:** Ciudad Obregón... **HOW OBTAINED:** Acquired in a trade from CHI for cash considerations, 3/23/23... Originally signed by BOS on 11/21/17... **SIGNED BY:** Sotero Torres... **MISC:** Played in the Mexican League for 7 seasons from 2011-17.

2023: Spent the season with Lehigh Valley (AAA)... Made starts at 2nd base (47) and 3rd base (43)... **2022:** Was acquired by CHI from TB in a trade for Harold Ramirez, 3/25... Made his ML debut with CHI, 9/17 vs COL... Recorded his first ML hit, 9/20 at MIA... Played majority of the season with Iowa (AAA)... Was on the IL, 5/19-8/8, which included a rehab assignment with the Arizona Complex League Cubs (R)... **2021:** Spent season with Durham (AAA)... Was on the IL, 5/4-11, and again, 7/11-8/4, which included a rehab assignment with Florida Complex League Rays (R)... **2020:** Traded to TB, 3/26... Did not play... **2019:** Played in SD organization after being traded for Colten Brewer, 11/20/18... Was tied for the 5th-most home runs among all SD minor leaguers with 19... Played for El Paso (AAA)... Had two stints on the IL, 4/16-5/2 and 8/24-31... **2018:** Spent the season with Portland (AA)... Was on the IL (left abdomen strain), 4/25-8/23, which included a rehab assignment with the Gulf Coast League Red Sox (R)... Posted a 1.017 OPS in 15 April games (63 PA)... **2017:** Played for Team Mexico in the World Baseball Classic.

QUIROZ, ESTEBAN (continued)

YEAR	CLUB	AVG	G	AB	R	H	2B	3B	HR	RBI	SH	SF	HP	BB	SO	SB	CS	OBP	SLG	OPS	E
2018	Portland	.299	24	87	19	26	5	0	7	24	0	0	4	13	19	1	1	.414	.598	1.011	1
	GCL Red Sox	.211	8	19	3	4	0	1	0	7	0	3	1	6	3	0	0	.379	.316	.695	0
2019	El Paso	.271	96	306	64	83	25	0	19	66	1	2	5	52	82	3	1	.384	.539	.923	7
2020	Did not play																				
2021	Durham	.268	68	213	49	57	19	0	12	48	0	1	5	43	56	1	0	.401	.526	.926	4
	FCL Rays	.417	4	12	7	5	1	1	2	9	0	0	3	3	4	2	0	.611	1.167	1.778	0
2022	Iowa	.212	40	118	13	25	4	0	3	13	0	2	4	24	35	0	0	.358	.322	.680	3
	ACL Cubs	.750	4	8	6	6	2	0	0	1	0	0	1	3	0	2	0	.833	1.000	1.833	0
	CHICAGO-NL	.275	14	40	3	11	0	0	0	3	1	0	2	4	9	1	1	.370	.275	.645	1
2023	Lehigh Valley	.231	96	325	57	75	19	0	7	59	0	3	3	57	62	7	2	.348	.354	.702	8
Minors Totals		.258	340	1088	218	281	75	2	50	227	1	11	26	201	261	16	4	.383	.469	.852	23
ML	Totals	.275	14	40	3	11	0	0	0	3	1	0	2	4	9	1	1	.370	.275	.645	1

RADCLIFF, BARON KEYTON... OF... B-T: L-R... **HT:** 6-4; **WT:** 246... **BORN:** February 9, 1999, Lansing, MI... **RESIDES:** Palatka, FL... **HOW OBTAINED:** Selected by Phillies in 5th round of 2020 MLB Draft... **SIGNED BY:** Aaron Jersild... **EDUCATION:** Attended Georgia Tech... 2017 graduate of Norcross HS (GA)... **MISC:** Originally selected by ATL in 40th round of 2017 MLB Draft, but did not sign... Was named to the 2019 All-ACC Second Team... During a shortened 2020 collegiate season, had a .552 SLG with 4 2B, 2 3B, 3 HR and 17 RBI in 16 games... **PERSONAL:** His father, Vic, was selected by KC in 4th round of 1995 MLB Draft and played professionally for 7 years.

2023: Played for Reading (AA)... Was on the IL (left shoulder dislocation), 4/16-6/19, which included a rehab assignment to Florida Complex League Phillies (R)... With Reading, made starts in RF (29) and LF (20)... **2022:** Spent season with Jersey Shore (A)... Ranked 2nd among all Phillies minor league hitters in walks... Posted a slash line of .347/.430/.733 and slugged 8 home runs in 23 August games (86 PA)... Following the season, was rated as the best power hitter in the Phillies minor league system by *Baseball America*... **2021:** Played almost exclusively for Clearwater (A) in his first professional season... Led all Phillies minor league hitters with 71 walks... Among Low-A Southeast hitters, ranked 4th in walks (70), 7th in OBP (.367) and T-9th in HR (11)... In June, his 32 walks were T-1st among all minor league hitters (player he tied with had 17 more PA during the month)... Was on the COVID-related IL, 8/3-13, which included a rehab assignment to FCL Phillies... Participated in Florida Instructional League... **2020:** Participated in FIL.

YEAR	CLUB	AVG	G	AB	R	H	2B	3B	HR	RBI	SH	SF	HP	BB	SO	SB	CS	OBP	SLG	OPS	E
2020	Did not play																				
2021	Clearwater	.189	86	254	50	48	8	0	11	39	0	3	3	70	112	3	3	.367	.350	.717	2
	FCL Phillies	.667	1	3	2	2	0	0	2	3	0	0	0	1	0	0	0	.750	2.667	3.417	0
2022	Jersey Shore	.237	104	346	44	82	15	2	17	49	0	1	1	60	*163	6	2	.350	.439	.789	3
2023	Reading	.211	65	223	22	47	8	0	11	21	0	0	0	28	97	2	1	.299	.395	.693	3
	FCL Phillies	.267	5	15	3	4	1	0	1	3	0	0	0	7	5	0	0	.500	.533	1.033	0
Minors Totals		.218	261	841	121	183	32	2	42	115	0	4	4	166	377	11	6	.348	.410	.758	8

* League leader

RAMIREZ, ISAAC NICOLAS... OF... B-T: S-R... **HT:** 5-8; **WT:** 172... **BORN:** October 7, 2005, San Cristobal, DR... **RESIDES:** San Juan de la Maguana, DR... **HOW OBTAINED:** Signed by Phillies as an amateur free agent, 1/15/23... **SIGNED BY:** Luis Garcia... **2023:** Began professional career with Dominican Summer League Phillies Red (R)... Made his pro debut, 7/17 vs DSL Royals Gold... Was on the IL (right hamate fracture), 6/5-7/16.

YEAR	CLUB	AVG	G	AB	R	H	2B	3B	HR	RBI	SH	SF	HP	BB	SO	SB	CS	OBP	SLG	OPS	E
2023	DSL Phillies-R	.150	14	40	3	6	0	1	0	5	0	0	0	3	20	4	1	.209	.200	.409	1

RAO, ALEXANDER FRANCIS (Alex)... RHP... B-T: R-R... **HT:** 6-4; **WT:** 228... **BORN:** October 25, 1999, Hobe Sound, FL... **RESIDES:** Hobe Sound... **HOW OBTAINED:** Selected by Phillies in 8th round of 2022 MLB Draft... **SIGNED BY:** Derrick Ross... **EDUCATION:** Attended University of Notre Dame (IN)... 2018 graduate of Oxbidge Academy (FL).

2023: Spent season with Clearwater (A)... Was on the IL (right forearm strain), 6/2-8/24, which included a rehab assignment with Florida Complex League Phillies (R)... Posted 5 straight scoreless appearances (7.1 IP), 5/24-8/25... Appeared in 1 postseason game... **2022:** Began professional career with FCL Phillies... Made his pro debut, 8/20 at FCL Tigers... Pitched in 2 games for Clearwater (A)... Was on the IL (sciatic nerve irritation), 8/31-end of the season... Appeared in one postseason game... Participated in Florida Instructional League.

YEAR	CLUB	W-L	ERA	G	GS	CG	SHO	SV	IP	H	R	ER	HR	HB	BB	SO	WP	BK	AVG
2022	FCL Phillies	0-0	0.00	1	0	0	0	0	1.0	0	1	0	0	0	1	0	1	0	.000
	Clearwater	0-0	0.00	2	0	0	0	0	2.0	0	0	0	0	0	0	1	0	0	.000
2023	Clearwater	0-3	6.00	15	6	0	0	0	27.0	28	20	18	2	4	14	33	4	0	.275
	FCL Phillies	1-0	0.00	1	0	0	0	0	1.0	0	0	0	0	0	0	0	0	0	.000
Minors Totals		1-3	5.23	19	6	0	0	0	31.0	28	21	18	2	4	15	34	5	0	.243

SCOUTING & PLAYER DEV.

REYES, FELIX YOMAEI... INF... B-T: R-R... **HT:** 6-4; **WT:** 258... **BORN:** March 26, 2001, Baní, DR... **RESIDES:** Baní... **HOW OBTAINED:** Signed by Phillies as an amateur free agent, 2/22/20... **SIGNED BY:** Luis García.

2023: Spent majority of season with Clearwater (A)... Promoted to Jersey Shore (A), 8/25... Between both levels, hit .319 (23-72) vs LHP... **2022:** Began season with Clearwater... Transferred to Florida Complex League Phillies (R), 5/6... Posted a slash line of .310/.328/.517 in 18 July games (61 PA)... Defensively, made starts at 1st base (20), RF (10) and LF (3)... **2021:** Made professional debut with FCL Phillies (R)... His first pro HR was a grand slam, 7/15 vs FCL Blue Jays (gm 1)... Promoted to Clearwater, 8/3... Defensively made starts at 1st base (9) and in RF (18) and LF (1)... **2020:** Did not play.

YEAR	CLUB	AVG	G	AB	R	H	2B	3B	HR	RBI	SH	SF	HP	BB	SO	SB	CS	OBP	SLG	OPS	E	
2020	Did not play																					
2021	FCL Phillies	.294	7	17	4	5	1	0	2	9	0	0	2	1	2	0	1	.400	.706	1.106	0	
	Clearwater	.206	30	97	12	20	4	1	1	7	0	0	5	7	27	6	2	.294	.299	.593	2	
2022	Clearwater	.163	14	49	6	8	1	1	1	5	0	0	0	5	18	1	1	.241	.286	.527	0	
	FCL Phillies	.241	42	137	26	33	6	1	4	26	0	1	1	4	31	2	2	.266	.387	.653	4	
2023	Clearwater	.264	67	250	28	66	9	1	9	62	0	7	3	17	30	6	3	.311	.416	.727	6	
	Jersey Shore	.257	10	35	2	9	0	0	1	6	0	2	1	1	4	0	0	.282	.343	.625	4	
Minors Totals		.241	170	585	78	141	21	4	18	115	0	10	12	35	112	15	9	.293	.383	.676	16	

REYES, PEDRO ANTONIO... RHP... B-T: R-R... **HT:** 6-3; **WT:** 200... **BORN:** November 26, 2002, Coatzacoalcos, MX... **RESIDES:** Coatzacoalcos... **HOW OBTAINED:** Signed by Phillies as an amateur free agent, 1/4/20... **SIGNED BY:** Oneri Fleita and Charlie Gastelum.

2023: Spent season with Dominican Summer League Phillies White (R)... Did not allow a run in 7 of 8 games... Posted a 0.72 WHIP... Limited LHH to a .080 AVG (2-25)... On IL, 7/4-21 (right forearm strain)... **2022:** Pitched for DSL Phillies Red... Did not allow an earned run in 4 of his first 5 games... Participated in Florida Instructional League... **2021:** Began professional career with DSL Phillies White... Did not allow an ER over his final 16.0 innings (beginning 8/28)... Had 2 starts in which he tossed 5.0 hitless innings: 8/28 vs DSL Phillies Red and 10/1 vs DSL Brewers-1 (faced the minimum 15 batters)... **2020:** Did not pitch.

YEAR	CLUB	W-L	ERA	G	GS	CG	SHO	SV	IP	H	R	ER	HR	HB	BB	SO	WP	BK	AVG	
2020	Did not pitch																			
2021	DSL Phillies-W	2-2	2.93	13	10	0	0	0	46.0	36	22	15	2	4	15	32	0	2	.213	
2022	DSL Phillies-R	3-0	1.37	7	6	0	0	0	26.1	26	6	4	0	2	6	21	0	0	.257	
2023	DSL Phillies-W	0-0	1.50	8	6	0	0	0	18.0	8	3	3	1	5	5	18	1	0	.138	
Minors Totals		5-2	2.19	28	22	0	0	0	90.1	70	31	22	3	11	26	71	1	2	.213	

REYES, RAMON FRANQUELY... RHP... B-T: R-R... **HT:** 6-2; **WT:** 207... **BORN:** February 15, 2002, Villa La Mata, DR... **RESIDES:** Villa La Mata... **HOW OBTAINED:** Signed by Phillies as an amateur free agent, 3/15/23... **SIGNED BY:** Bernardo Pérez.

2023: Began professional career with Dominican Summer League Phillies Red (R)... Made his pro debut, 6/8 at DSL Phillies White.

YEAR	CLUB	W-L	ERA	G	GS	CG	SHO	SV	IP	H	R	ER	HR	HB	BB	SO	WP	BK	AVG
2023	DSL Phillies-R	1-0	7.31	12	0	0	0	0	16.0	19	15	13	0	4	15	9	7	3	.306

RICKETTS, CALEB JORDAN... C... B-T: L-R... **HT:** 6-4; **WT:** 231... **BORN:** May 10, 2000, Newport Beach, CA... **RESIDES:** Newport Beach... **HOW OBTAINED:** Selected by Phillies in 7th round of 2022 MLB Draft... **SIGNED BY:** Zach Friedman... **EDUCATION:** 2022 graduate of University of San Diego (CA)... 2018 graduate of Orange Lutheran HS (CA)... **MISC:** Named 2022 West Coast Conference (WCC) Player of the Year... In his final collegiate season, was named to the All-WCC First Team and posted a slash line of .318/.382/.382 with 13 2B, 16 HR and 55 RBI.

2023: Started season with Clearwater (A)... Had the 2nd-most RBI in the Florida State League in April (17)... Promoted to Jersey Shore (A), 5/9... Was on the IL (right wrist inflammation), 6/4-8/4, which included rehab assignments to Clearwater and Florida Complex League Phillies (R)... Played for Scottsdale in the Arizona Fall League... **2022:** Began his professional career with Clearwater... Had 4 hits in his pro debut, 8/2 at Tampa... Started his career with a 7-game hitting streak... Recorded a .994 fielding percentage in 17 games at catcher (166 chances)... Participated in Florida Instructional League.

YEAR	CLUB	AVG	G	AB	R	H	2B	3B	HR	RBI	SH	SF	HP	BB	SO	SB	CS	OBP	SLG	OPS	E
2022	Clearwater	.259	22	81	13	21	0	0	3	10	0	0	2	11	30	0	0	.362	.370	.732	1
2023	Clearwater	.368	23	95	16	35	10	2	1	23	0	1	1	3	13	2	2	.390	.547	.937	3
	Jersey Shore	.218	44	170	21	37	1	2	3	25	0	1	2	15	35	4	2	.287	.300	.587	4
	FCL Phillies	.222	3	9	0	2	1	0	0	2	0	0	0	2	1	0	0	.364	.333	.697	0
Minors Totals		.268	92	355	50	95	12	4	7	60	0	2	5	31	79	6	4	.333	.383	.716	8

RINCON, BRYAN ALFONSO... INF... B-T: S-R... HT: 5-11; WT: 197... BORN: February 8, 2004, New York, NY... **RESIDES:** Pittsburgh, PA... **HOW OBTAINED:** Selected by Phillies in 14th round of 2022 MLB Draft... **SIGNED BY:** Jeff Zona Jr... **EDUCATION:** 2022 graduate of Shaler Area HS (PA).

2023: Spent majority of the season with Clearwater (A)... Was named Florida State League Player of the Week, 5/15-21... Had the 4th-most walks (68) among Phillies minor leaguers... Promoted to Jersey Shore (A), 8/14... Started every game at SS and had a .970 fielding percentage, committing only 11 errors in 371 chances... Posted a .914 OPS in 21 May games (88 PA)... Played in 3 postseason games... Following the season, was named the No. 7 prospect, the best defensive infielder and as having the best infield arm in the Phillies system by *Baseball America*... **2022:** Began his professional career with Florida Complex League Phillies (R)... Made his pro debut, 8/2 at FCL Yankees... Stole 3 bases, 8/9... Participated in Florida Instructional League.

YEAR	CLUB	AVG	G	AB	R	H	2B	3B	HR	RBI	SH	SF	HP	BB	SO	SB	CS	OBP	SLG	OPS	E
2022	FCL Phillies	.176	12	34	7	6	2	0	2	9	1	0	1	6	7	4	0	.317	.412	.729	1
2023	Clearwater	.228	81	276	49	63	13	1	8	45	1	6	6	59	63	23	10	.369	.370	.739	10
	Jersey Shore	.258	18	62	13	16	4	0	0	7	0	3	3	9	13	4	4	.364	.323	.686	1
Minors Totals		.229	111	372	69	85	19	1	10	61	2	9	10	74	83	31	14	.363	.366	.729	12

RINCONES JR., GABRIEL ALEJANDRO... OF... B-T: L-R... HT: 6-3; WT: 231... BORN: March 3, 2001, Boynton Beach, FL... **RESIDES:** Boca Raton, FL... **HOW OBTAINED:** Selected by Phillies in 3rd round of 2022 MLB Draft... **SIGNED BY:** Victor Gomez... **EDUCATION:** Attended Florida Atlantic University and St. Petersburg College (FL)... 2019 graduate of H.B. Plant HS (FL)... **MISC:** In his final collegiate season at Florida Atlantic University, slashed .346/.451/.658 with 17 2B, 19 HR and 69 RBI in 58 games... Originally selected by SD in 19th round of 2021 MLB Draft, but did not sign... Played for Great Britain in the 2021 European Championships.

2023: Began season with Clearwater (A)... Was named Phillies Minor League Player of the Month for April, batting .268/.409/.521 (.930 OPS) with 19 hits, 6 2B, 4 HR, 10 RBI, 14 BB and 13 SB... Was named Florida State League Player of the Week, 4/24-30... Promoted to Jersey Shore (A), 6/12... Among all Phillies minor leaguers, ranked T-1st in 2B (31), 2nd in runs (81), T-3rd in SB (32), 7th in BB (61) and 10th in RBI (60)... Played in 3 postseason games... Played for Scottsdale in the Arizona Fall League... Was named an AFL All-Star and participated in the Home Run Derby... **2022:** Missed entire season with a right shoulder tear... Following the season, was named the No. 7 prospect in the Phillies system by *Baseball America*.

YEAR	CLUB	AVG	G	AB	R	H	2B	3B	HR	RBI	SH	SF	HP	BB	SO	SB	CS	OBP	SLG	OPS	E
2022	Injured – Did not play																				
2023	Clearwater	.264	48	178	31	47	13	2	5	21	0	0	8	28	55	24	3	.388	.444	.832	0
	Jersey Shore	.238	72	281	50	67	18	1	10	39	0	1	4	33	79	8	3	.326	.416	.742	2
Minors Totals		.248	120	459	81	114	31	3	15	60	0	1	12	61	134	32	6	.351	.427	.778	2

ROBLES, EDUARDO... RHP... B-T: R-R... HT: 6-2; WT: 200... BORN: June 27, 2005, Ensenada, MX... **RESIDES:** Ensenada... **HOW OBTAINED:** Signed by Phillies as an amateur free agent, 4/20/23... **SIGNED BY:** Charlie Gastelum.

2023: Began professional career with Dominican Summer League Phillies Red (R)... Limited RHH to a .162 AVG (6-37)... 7 of his 10 appearances were scoreless.

YEAR	CLUB	W-L	ERA	G	GS	CG	SHO	SV	IP	H	R	ER	HR	HB	BB	SO	WP	BK	AVG
2023	DSL Phillies-R	1-1	2.84	10	0	0	0	0	19.0	13	9	6	0	1	10	12	6	0	.188

RODRÍGUEZ, ESTERLING... OF... B-T: L-R... HT: 5-8; WT: 161... BORN: September 8, 2005, San Ignacio de Sabaneta, DR... **RESIDES:** San Ignacio de Sabaneta... **HOW OBTAINED:** Signed by Phillies as an amateur free agent, 1/15/23... **SIGNED BY:** José Guzman.

2023: Began professional career with Dominican Summer League Phillies Red (R)... Made his pro debut, 6/6 vs DSL Twins

YEAR	CLUB	AVG	G	AB	R	H	2B	3B	HR	RBI	SH	SF	HP	BB	SO	SB	CS	OBP	SLG	OPS	E
2023	DSL Phillies-R	.235	29	85	13	20	6	1	0	4	0	1	1	10	16	5	2	.320	.329	.649	7

RONAN, MASON... LHP... B-T: L-L... HT: 6-2; WT: 239... BORN: March 3, 2000, Johnstown, PA... **RESIDES:** Ashville, PA... **HOW OBTAINED:** Signed by Phillies as a non-drafted free agent, 7/25/22... **SIGNED BY:** Bryce Harman... **EDUCATION:** 2022 graduate of College of Central Florida... 2018 graduate of Penn Cambria HS (PA).

2023: Started season with Clearwater (A)... Transferred to Florida Complex League Phillies (R) on 4/21... **2022:** Began professional career with FCL Phillies... Made his pro debut, 8/12 against FCL Tigers... Did not allow a run in 3 of 4 appearances... Participated in Florida Instructional League.

YEAR	CLUB	W-L	ERA	G	GS	CG	SHO	SV	IP	H	R	ER	HR	HB	BB	SO	WP	BK	AVG
2022	FCL Phillies	1-0	2.08	4	0	0	0	0	4.1	2	1	1	0	1	6	6	3	0	.143
2023	Clearwater	0-1	14.54	3	0	0	0	1	4.1	4	7	7	1	1	8	5	1	0	.235
	FCL Phillies	0-2	17.18	3	0	0	0	0	3.2	5	7	7	0	0	6	2	2	0	.385
Minors Totals		1-3	10.95	10	0	0	0	1	12.1	11	15	15	1	2	20	13	6	0	.250

RONDÓN, LEONARDO DAVID... INF... B-T: S-R... HT: 5-8; WT: 185... BORN: March 10, 2004, Caracas, VZ... RESIDES: Caracas... HOW OBTAINED: Signed by Phillies as an amateur free agent, 1/15/21... SIGNED BY: Rafael Álvarez and Jesús Blanco.

2023: Played for Florida Complex League Phillies (R)... Hit .333 (20-60) against RHP... **2022:** Spent season with Dominican Summer League Phillies White (R)... Ranked 1st on the team in SLG and 2nd in AVG and OBP (min. 75 PA)... Posted a slash line of .429/.509/.551 in 15 July games (58 PA)... Defensively, made starts at 1st base (14) and catcher (9)... **2021:** Made professional debut with DSL Phillies White... Primarily played 2nd base.

YEAR	CLUB	AVG	G	AB	R	H	2B	3B	HR	RBI	SH	SF	HP	BB	SO	SB	CS	OBP	SLG	OPS	E
2021	DSL Phillies-W	.208	30	72	14	15	0	2	0	6	3	1	2	7	11	6	2	.293	.264	.557	3
2022	DSL Phillies-W	.340	41	103	16	35	7	2	1	15	4	1	7	10	18	5	3	.430	.476	.906	3
2023	FCL Phillies	.286	27	77	16	22	2	1	1	12	2	0	2	11	11	4	2	.389	.377	.766	6
Minors Totals		.286	98	252	46	72	9	5	2	33	9	2	11	28	40	15	7	.379	.385	.764	12

ROSARIO, GUILLERMO SAUL... C... B-T: R-R... HT: 6-2; WT: 223... BORN: April 22, 2005, Santo Domingo, DR... RESIDES: Santiago de los Caballeros, DR... HOW OBTAINED: Signed by Phillies as an amateur free agent, 7/25/22... SIGNED BY: José Guzman.

2023: Began professional career with Dominican Summer League Phillies White (R)... Had a .299 AVG (23-77) against RHP... Played in 3 postseason games.

YEAR	CLUB	AVG	G	AB	R	H	2B	3B	HR	RBI	SH	SF	HP	BB	SO	SB	CS	OBP	SLG	OPS	E
2023	DSL Phillies-W	.264	32	91	19	24	5	0	0	11	0	0	3	18	18	2	1	.402	.319	.721	2

ROSARIO, NEIFY DANIELIO... OF... B-T: R-R... HT: 6-0; WT: 202... BORN: September 25, 2004, San Antonio de Guerra, DR... RESIDES: Santo Domingo, DR... HOW OBTAINED: Signed by Phillies as an amateur free agent, 1/15/22... SIGNED BY: Carlos Salas and Andrés Hiraldo.

2023: Spent season with Dominican Summer League Phillies Red (R)... **2022:** Began professional career with DSL Phillies Red... Made his pro debut, 6/6 vs DSL Brewers... Defensively, made starts at every OF position.

YEAR	CLUB	AVG	G	AB	R	H	2B	3B	HR	RBI	SH	SF	HP	BB	SO	SB	CS	OBP	SLG	OPS	E
2022	DSL Phillies-R	.204	35	103	14	21	8	0	1	12	0	2	6	15	33	5	2	.333	.311	.644	3
2023	DSL Phillies-R	.156	12	32	6	5	1	0	1	4	0	0	0	5	13	1	1	.270	.281	.552	2
Minors Totals		.193	47	135	20	26	9	0	2	16	0	2	6	20	46	6	3	.319	.304	.623	5

ROSARIO, RAYMON ANDRES... LHP... B-T: L-L... HT: 6-3; WT: 217... BORN: June 6, 2005, Santiago de los Caballeros, DR... RESIDES: Santiago de los Caballeros... HOW OBTAINED: Signed by Phillies as an amateur free agent, 6/13/23... SIGNED BY: Andrés Hiraldo.

2023: Began professional career with Dominican Summer League Phillies Red (R)... Made his pro debut, 8/1 vs DSL Twins.

YEAR	CLUB	W-L	ERA	G	GS	CG	SHO	SV	IP	H	R	ER	HR	HB	BB	SO	WP	BK	AVG
2023	DSL Phillies-R	0-1	7.50	5	1	0	0	0	6.0	5	5	5	0	0	12	5	2	0	.250

ROSARIO, RICARDO EMANUEL... OF... B-T: R-R... HT: 6-0; WT: 198... BORN: February 8, 2003, Maracay, VZ... RESIDES: Maracay... HOW OBTAINED: Signed by Phillies as an amateur free agent, 7/2/19... SIGNED BY: Rafael Álvarez and William Mota.

2023: Spent season with Clearwater (A)... Had the best stolen base percentage (90.6%) on the team (min. 15 stolen base attempts)... Posted a .455 OBP in 6 postseason games (23 PA)... **2022:** Began season with Dominican Summer league Phillies White (R)... Promoted to Florida Complex League Phillies (R), 6/16... Made starts at every outfield position... Recorded 6 multi-hit games in June... **2021:** Made professional debut with DSL Phillies White... Led all short-season Phillies minor league players in RBI (24)... Started at each OF position... **2020:** Did not play.

YEAR	CLUB	AVG	G	AB	R	H	2B	3B	HR	RBI	SH	SF	HP	BB	SO	SB	CS	OBP	SLG	OPS	E
2020	Did not play																				
2021	DSL Phillies-W	.235	49	162	28	38	6	3	1	24	0	6	5	18	31	12	3	.319	.327	.646	3
2022	DSL Phillies-W	.346	8	26	3	9	3	1	0	3	1	1	0	2	7	3	1	.379	.538	.917	1
	FCL Phillies	.240	35	100	14	24	5	1	1	7	0	1	2	13	22	4	3	.336	.340	.676	0
2023	Clearwater	.236	75	276	45	65	6	2	7	39	3	4	6	38	63	29	3	.336	.348	.684	2
Minors Totals		.241	167	564	90	136	20	7	9	73	4	12	13	71	123	48	10	.333	.349	.683	6

ROSARIO, YEMIL ENMANUEL... INF... B-T: R-R... **HT:** 6-2; **WT:** 181... **BORN:** April 12, 2004, Santo Domingo, DR... **RESIDES:** San Cristóbal, DR... **HOW OBTAINED:** Signed by Phillies as an amateur free agent, 1/15/21... **SIGNED BY:** Carlos Salas and Juan Feliciano.

2023: Played for Dominican Summer League Phillies White (R)... Slashed .408/.500/.531 (1.031 OPS) in 17 July games (64 PA)... Among qualified DSL hitters in July, ranked 4th in AVG and 7th in OBP... Played in 6 postseason games... **2022:** Spent season with DSL Phillies Red... Ranked 3rd on the team in stolen bases... Was successful in 18 of 21 (85.7%) of stolen base attempts... **2021:** Began professional career with DSL Phillies Red... Made starts at all 4 infield positions.

YEAR	CLUB	AVG	G	AB	R	H	2B	3B	HR	RBI	SH	SF	HP	BB	SO	SB	CS	OBP	SLG	OPS	E
2021	DSL Phillies-R	.125	30	80	13	10	3	0	0	7	1	1	1	13	31	5	2	.253	.163	.416	5
2022	DSL Phillies-R	.223	44	148	25	33	5	2	0	14	0	1	2	19	50	18	3	.318	.284	.602	11
2023	DSL Phillies-W	.274	48	146	31	40	7	1	2	25	0	4	4	32	47	12	5	.409	.377	.785	7
Minors Totals		.222	122	374	69	83	15	3	2	46	1	6	7	64	128	35	10	.342	.294	.636	23

RUFFCORN, JASON MICHAEL... RHP... B-T: R-R... **HT:** 6-2; **WT:** 219... **BORN:** July 27, 1998, Austin, TX... **RESIDES:** Cedar Park, TX... **HOW OBTAINED:** Selected by Phillies in 8th round of 2021 MLB Draft... **SIGNED BY:** Tommy Field... **EDUCATION:** 2021 graduate of University of Oklahoma; also attended Texas A&M University... 2016 graduate of Hyde Park HS (TX)... **MISC:** Originally selected by CIN in 18th round of 2019 MLB Draft, but did not sign... In his final season at Oklahoma, struck out 74 in 54.0 innings (12.33 SO/9.0 IP)... **PERSONAL:** His father, Scott, pitched parts of 5 ML seasons with CWS (1993-96) and the Phillies (1997).

2023: Pitched for Jersey Shore (A)... Led the South Atlantic League in appearances... Limited RHH to a .238 AVG (15-63)... Posted a 15.00 SO/BB ratio (15 SO, BB) over a span of 9 games (11.2 IP), 5/31-6/30... Appeared in 1 postseason game... **2022:** Spent season with Jersey Shore... Struck out a season-high 5 batters, 7/8 vs Hudson Valley (2.0 IP)... **2021:** Began professional career with Clearwater (A)... Participated in Florida Instructional League.

YEAR	CLUB	W-L	ERA	G	GS	CG	SHO	SV	IP	H	R	ER	HR	HB	BB	SO	WP	BK	AVG
2021	Clearwater	0-0	5.84	12	0	0	0	3	12.1	12	8	8	1	1	7	13	2	1	.240
2022	Jersey Shore	0-4	5.80	38	0	0	0	7	45.0	37	38	29	4	3	37	40	3	0	.219
2023	Jersey Shore	4-1	5.01	*44	0	0	0	2	50.1	50	32	28	3	4	22	52	2	0	.255
Minors Totals		4-5	5.43	94	0	0	0	12	107.2	99	78	65	8	8	66	105	7	1	.239

* League leader

RUIZ, IBRAHIM EDUARDO... OF... B-T: R-R... **HT:** 5-11; **WT:** 170... **BORN:** November 6, 2006, Maracaibo, VZ... **RESIDES:** Maracaibo... **HOW OBTAINED:** Signed by Phillies as an amateur free agent, 1/15/24... **SIGNED BY:** Elvis Garcia.

RUSSELL, MATTHEW JACOB (Matt)... RHP... B-T: R-R... **HT:** 6-2; **WT:** 214... **BORN:** March 28, 1999, Kansas City, MO... **RESIDES:** Shell Knob, MO... **HOW OBTAINED:** Signed by Phillies as a non-drafted free agent, 7/21/21... **SIGNED BY:** Justin Munson... **EDUCATION:** 2021 graduate of Missouri State University... 2017 graduate of Staley HS (MO)... **MISC:** Originally selected by LAA in 40th round of 2017 MLB Draft, but did not sign.

2023: Spent season with Jersey Shore (A)... Posted a 0.96 ERA (ER, 9.1 IP) in 9 August appearances... Pitched in 1 postseason game... **2022:** Pitched for Jersey Shore... Struck out 12 batters in 8.0 IP on 5/1 at Aberdeen... **2021:** Began professional career with Clearwater (A), posting a 5.50 SO/BB ratio... Participated in Florida Instructional League.

YEAR	CLUB	W-L	ERA	G	GS	CG	SHO	SV	IP	H	R	ER	HR	HB	BB	SO	WP	BK	AVG
2021	Clearwater	2-2	3.06	9	1	0	0	0	17.2	17	7	6	1	2	4	22	3	2	.243
2022	Jersey Shore	5-9	4.74	18	16	0	0	0	81.2	99	54	43	5	7	35	69	5	0	.300
2023	Jersey Shore	6-7	5.24	39	0	0	0	3	46.1	47	30	27	2	5	26	41	5	0	.264
Minors Totals		13-18	4.70	66	17	0	0	3	145.2	163	91	76	8	14	65	132	13	2	.282

RUSSO, LUKE CHARLES... RHP... B-T: L-R... **HT:** 6-5; **WT:** 211... **BORN:** February 21, 2001, Howell, MI... **RESIDES:** Howell... **HOW OBTAINED:** Selected by Phillies in 16th round of 2023 MLB Draft... **SIGNED BY:** Derrick Ross... **EDUCATION:** 2023 graduate of Eastern Michigan University... 2019 graduate of Howell HS... **MISC:** Led the Mid-American Conference in 2023 with 107 SO.

SALTIBAN, DEVIN EZEKIEL-BOYD... INF... B-T: R-R... **HT:** 5-9; **WT:** 185... **BORN:** February 14, 2005, Hilo, HI... **RESIDES:** Las Vegas, NV... **HOW OBTAINED:** Selected by Phillies in 3rd round of 2023 MLB Draft... **SIGNED BY:** Demerius Pittman... **EDUCATION:** 2023 graduate of Hilo HS... **MISC:** Was ranked by Perfect Game as the best high school outfielder in Hawaii in 2023.

2023: Began professional career with Florida Complex League Phillies (R)... Recorded a hit in 9 of his 10 games.

YEAR	CLUB	AVG	G	AB	R	H	2B	3B	HR	RBI	SH	SF	HP	BB	SO	SB	CS	OBP	SLG	OPS	E
2023	FCL Phillies	.333	10	42	10	14	2	0	1	7	0	0	1	3	7	5	1	.391	.452	.843	1

SCOUTING & PLAYER DEV.

SCHREFFLER JR., TROY... OF... B-T: R-R... **HT:** 6-0; **WT:** 183... **BORN:** October 27, 2000, Harrisburg, PA... **RESIDES:** Harrisburg... **HOW OBTAINED:** Selected by Phillies in 15th round of 2022 MLB Draft... **SIGNED BY:** Jeff Zona Jr... **EDUCATION:** Attended University of Maryland... 2019 graduate of Central Dauphin HS (PA).

2023: Began season with Jersey Shore (A)... Transferred to Florida Complex League Phillies (R) on 5/13 and to Clearwater (A) on 6/13... Reached base in 17 of his last 18 games, 8/12-9/9, and in that stretch slashed .327/.419/.510 (.929 OPS)... Played in 5 postseason games... **2022:** Began professional career with Clearwater... Made his pro debut, 8/2 at Tampa... Made starts at every OF position... **Recorded:** a 1.000 fielding percentage (41 chances)... Participated in Florida Instructional League.

YEAR	CLUB	AVG	G	AB	R	H	2B	3B	HR	RBI	SH	SF	HP	BB	SO	SB	CS	OBP	SLG	OPS	E
2022	Clearwater	.207	27	92	11	19	5	1	1	9	0	0	3	11	32	4	0	.311	.315	.626	0
2023	Jersey Shore	.186	19	43	14	8	2	0	0	6	0	1	2	12	15	9	4	.379	.233	.612	1
	Clearwater	.289	42	121	28	35	1	2	6	24	0	4	1	22	34	11	4	.392	.479	.871	5
Minors Totals		.242	88	256	53	62	8	3	7	39	0	5	6	45	81	24	8	.362	.379	.741	6

SCHULTZ, ANDREW WADDELL... RHP... B-T: R-R... **HT:** 6-3; **WT:** 201... **BORN:** July 31, 1997, Atlanta, GA... **RESIDES:** Knoxville, TN... **HOW OBTAINED:** Selected by Phillies in 6th round of 2019 MLB Draft... **SIGNED BY:** Timi Moni... **EDUCATION:** Attended University of Tennessee... 2016 graduate of Greater Atlanta Christian HS.

2023: Spent season with Reading (AA)... Recorded 7 straight scoreless appearances, 6/28-8/5... **2022:** Began season with Jersey Shore (A)... Promoted to Reading, 8/5... Combined, held RHH to a .182 AVG (20-110)... **2021:** Missed entire season (right elbow surgery)... **2020:** Did not pitch... **2019:** Began pro career with Gulf Coast League Phillies East (R) and was promoted to Lakewood (A) after 1 appearance... Was on the IL with right shoulder inflammation, 8/19 through the remainder of the season... Participated in Florida Instructional League.

YEAR	CLUB	W-L	ERA	G	GS	CG	SHO	SV	IP	H	R	ER	HR	HB	BB	SO	WP	BK	AVG	
2019	GCL Phillies-E	0-0	0.00	1	0	0	0	0	1.0	1	0	0	0	0	0	0	0	0	.333	
	Lakewood	0-2	7.20	11	0	0	0	0	10.0	11	11	8	1	2	9	15	4	1	.262	
2020	Did not pitch																			
2021	Injured - Did not pitch																			
2022	Jersey Shore	0-3	4.80	31	0	0	0	1	30.0	23	19	16	3	4	20	48	13	0	.204	
	Reading	0-0	2.45	14	0	0	0	0	14.2	13	6	4	0	3	14	14	2	0	.232	
2023	Reading	1-3	5.97	34	0	0	0	0	37.2	35	30	25	3	4	30	41	7	0	.254	
Minors Totals		1-8	5.11	91	0	0	0	1	93.1	83	66	53	7	13	73	118	26	1	.236	

SCHULZE, BRETT AUSTIN... RHP... B-T: R-R... **HT:** 6-1; **WT:** 197... **BORN:** November 24, 1997, Maple Grove, MN... **RESIDES:** Maple Grove... **HOW OBTAINED:** Selected by Phillies in 7th round of 2019 MLB Draft... **SIGNED BY:** Justin Morgenstern... **EDUCATION:** Attended University of Minnesota... 2016 graduate of Maple Grove HS.

2023: Began season with Reading (AA)... Promoted to Lehigh Valley (AAA), 7/26... Posted a 16.0-inning scoreless streak, 6/14-7/27, during which he struck out 23 batters and walked 6... **2022:** Began season on the IL (right elbow sprain) and had rehab assignments to Florida Complex Phillies (R) and Clearwater (A)... Was reinstated from the IL, 7/23 and pitched in 13 games for Jersey Shore (A)... Promoted to Reading, 9/5... Combined, held LHH to a .147 AVG (5-34)... Following the season, pitched for Surprise in the Arizona Fall League... **2021:** Missed entire season (right elbow surgery)... **2020:** Participated in Florida Instructional League... **2019:** Began pro career with Gulf Coast League Phillies West (R)... Promoted to Williamsport (A), 7/5... Did not allow a run in his first 13.1 innings between the two levels and the only ER he allowed all season was in his final appearance... Participated in FIL.

YEAR	CLUB	W-L	ERA	G	GS	CG	SHO	SV	IP	H	R	ER	HR	HB	BB	SO	WP	BK	AVG	
2019	GCL Phillies-W	1-0	0.00	2	0	0	0	0	3.0	1	0	0	0	0	1	3	1	0	.100	
	Williamsport	0-0	0.38	10	5	0	0	1	23.2	21	7	1	1	2	16	34	2	0	.241	
2020	Did not pitch																			
2021	Injured - Did not pitch																			
2022	FCL Phillies	0-0	3.00	3	0	0	0	0	3.0	1	1	1	0	1	1	5	2	0	.091	
	Clearwater	0-0	0.00	2	0	0	0	0	3.0	1	0	0	0	0	1	4	0	0	.100	
	Jersey Shore	0-0	4.05	13	0	0	0	1	13.1	11	6	6	1	0	6	17	2	0	.229	
	Reading	0-0	2.84	4	0	0	0	0	6.1	5	2	2	1	1	3	8	1	0	.208	
2023	Reading	5-5	4.41	31	0	0	0	6	34.2	25	18	17	3	2	16	53	5	0	.200	
	Lehigh Valley	0-1	4.03	15	1	0	0	0	22.1	15	13	10	2	3	25	27	4	1	.197	
Minors Totals		6-6	3.05	80	6	0	0	8	109.1	80	47	37	8	9	69	151	17	1	.205	

SCHWECHE, TREVOR JAMES... INF... B-T: R-R... **HT:** 6-2; **WT:** 190... **BORN:** December 18, 1997, Marshfield, WI... **RESIDES:** Milwaukee, WI... **HOW OBTAINED:** Selected by Phillies from TOR in minor league phase of Rule 5 draft, 12/6/23... Originally selected by TOR in 13th round of 2019 MLB Draft... **EDUCATION:** 2020 graduate of University of Wisconsin Milwaukee... 2016 graduate of Marshfield HS.

2023: Shuttled between New Hampshire (AA) and Buffalo (AAA) in the TOR organization... Slashed .370/.453/.630 (1.083 OPS) in 13 September games (53 PA)... **2022:** Split season between Vancouver (A), New Hampshire and Buffalo... **2021:** Played for Vancouver... Was on the IL, beginning of season-8/30, which included a rehab assignment with Florida Complex League Blue Jays (R)... **2020:** Did not play... **2019:** Began his professional career with Vancouver... Made his pro debut, 6/14 against Spokane.

SCHWECKE, TREVOR (continued)

YEAR	CLUB	AVG	G	AB	R	H	2B	3B	HR	RBI	SH	SF	HP	BB	SO	SB	CS	OBP	SLG	OPS	E
2019	Vancouver	.231	61	221	24	51	10	1	2	23	1	2	2	34	68	5	3	.336	.312	.648	10
2020	Did not play																				
2021	FCL Blue Jays	.250	5	12	5	3	1	0	0	3	0	0	2	5	5	2	0	.526	.333	.860	1
	Vancouver	.205	13	44	4	9	2	0	0	6	0	0	1	8	14	1	3	.340	.250	.590	0
2022	Vancouver	.232	43	151	25	35	10	1	4	19	0	1	3	14	37	2	2	.308	.391	.698	6
	New Hampshire	.238	39	143	19	34	6	2	3	14	0	1	2	13	55	1	1	.308	.371	.679	0
	Buffalo	.206	19	63	10	13	2	1	3	11	0	1	0	6	19	0	2	.271	.413	.684	1
2023	New Hampshire	.281	71	246	43	69	17	1	7	37	0	3	6	34	54	13	2	.377	.443	.820	7
	Buffalo	.265	16	49	5	13	2	0	1	5	0	0	1	4	20	0	0	.333	.367	.701	0
Minors Totals		.244	267	929	135	227	50	6	20	118	1	8	17	118	272	24	13	.338	.376	.713	25

SEGOVIA, EDUAR... RHP... B-T: R-R... **HT:** 6-1; **WT:** 222... **BORN:** January 10, 2001, Valencia, VZ... **RESIDES:** Cabilmas, VZ... **HOW OBTAINED:** Signed by Phillies as an amateur free agent, 5/11/18... **SIGNED BY:** Rómulo Oliveros.

2023: Began season with Clearwater (A)... Was on the IL (right shoulder tendinitis), 6/9-end of season... Averaged 13.05 SO/9.0 IP... **2022:** Missed the entire season (right shoulder surgery)... **2021:** Pitched for Clearwater... Averaged 12.06 SO/9.0 IP... Held LHH to a .192 AVG (14-73) and .219 SLG... Was on the IL, 8/20-end of season, with a right shoulder subluxation... **2020:** Participated in Florida Instructional League... **2019:** Spent season with Gulf Coast League Phillies West (R)... Held RHH to a .083 AVG (5-62)... **2018:** Began pro career with Dominican Summer League Phillies White (R)... Recorded at least 1 SO in each of his 10 relief appearances.

YEAR	CLUB	W-L	ERA	G	GS	CG	SHO	SV	IP	H	R	ER	HR	HB	BB	SO	WP	BK	AVG
2018	DSL Phillies-W	1-2	0.59	10	0	0	0	5	15.1	6	3	1	0	2	10	18	3	0	.118
2019	GCL Phillies-W	1-2	2.43	10	9	0	0	0	29.2	15	11	8	0	3	10	39	1	3	.150
2020	Did not pitch																		
2021	Clearwater	0-3	5.58	17	10	0	0	1	50.0	40	36	31	8	8	31	67	2	0	.215
2022	Injured - Did not pitch																		
2023	Clearwater	2-1	4.95	14	0	0	0	0	20.0	11	12	11	1	4	26	29	5	0	.162
Minors Totals		4-8	3.99	51	19	0	0	6	115.0	72	62	51	9	17	77	153	11	3	.178

SEGURA, ENRIQUE JUNIOR... RHP... B-T: R-R... **HT:** 6-1; **WT:** 181... **BORN:** December 19, 2004, San Pedro de Macoris, DR... **RESIDES:** San Pedro de Macoris... **HOW OBTAINED:** Signed by Phillies as an amateur free agent, 1/15/22... **SIGNED BY:** Carlos Salas and Bernardo Pérez.

2023: Spent season with Florida Complex League Phillies (R)... Tossed 5.0 scoreless IP on 7/21 at FCL Blue Jays... **2022:** Began professional career with Dominican Summer League Phillies Red (R)... Ranked T-1st on the team in wins... Held RHH to a .179 AVG (17-95).

YEAR	CLUB	W-L	ERA	G	GS	CG	SHO	SV	IP	H	R	ER	HR	HB	BB	SO	WP	BK	AVG
2022	DSL Phillies-R	5-1	2.32	13	8	0	0	0	42.2	36	16	11	1	3	22	39	10	1	.234
2023	FCL Phillies	1-3	6.87	11	10	0	0	0	36.2	32	29	28	4	12	29	33	4	1	.254
Minors Totals		6-4	4.42	24	18	0	0	0	79.1	68	45	39	5	15	51	72	14	2	.243

SHAVER, ANTHONY JON (AJ)... OF... B-T: R-R... **HT:** 6-2; **WT:** 214... **BORN:** October 8, 2001, Orlando, FL... **RESIDES:** Clermont, FL... **HOW OBTAINED:** Selected by Phillies in 17th round of 2023 MLB Draft... **SIGNED BY:** Victor Gomez... **EDUCATION:** 2023 graduate of Florida SouthWestern State College... 2020 graduate of South Lake HS (FL)... **MISC:** Was named the 2023 Southern Conference Player of the Year.

2023: Began professional career with Florida Complex League Phillies (R)... Hit a grand slam in his first game, 7/27 vs FCL Tigers.

YEAR	CLUB	AVG	G	AB	R	H	2B	3B	HR	RBI	SH	SF	HP	BB	SO	SB	CS	OBP	SLG	OPS	E
2023	FCL Phillies	.133	11	30	6	4	0	0	1	4	0	0	4	4	16	3	1	.316	.233	.549	0

SILVA, BRAHIAN JEAN CARLOS... C... B-T: R-R... **HT:** 5-11; **WT:** 190... **BORN:** December 30, 2002, Puerto Cabello, VZ... **RESIDES:** Puerto Cabello... **HOW OBTAINED:** Signed by Phillies as an amateur free agent, 7/2/19... **SIGNED BY:** Rafael Álvarez and Rómulo Oliveros.

2023: Spent season with Dominican Summer League Phillies Red (R)... His .440 AVG (11-25) in June was the 6th-best in the DSL (min. 20 AB)... Caught 33% (6-18) of base runners attempting to steal... **2022:** Spent season with DSL Phillies White... Recorded more walks than strikeouts... Posted a .560 OBP in 12 June games (25 PA)... **2021:** Played for DSL Phillies Red and White in first professional season... Caught 35.3% (6-17) of base runners attempting to steal... **2020:** Did not play.

YEAR	CLUB	AVG	G	AB	R	H	2B	3B	HR	RBI	SH	SF	HP	BB	SO	SB	CS	OBP	SLG	OPS	E
2020	Did not play																				
2021	DSL Phillies-R	.143	3	7	0	1	0	0	0	1	0	0	0	1	2	0	0	.250	.143	.393	0
	DSL Phillies-W	.088	19	34	1	3	1	0	0	2	0	0	0	10	7	0	1	.295	.118	.413	2
	DSL Combined	.098	22	41	1	4	1	0	0	3	0	0	0	11	9	0	1	.288	.122	.410	2
2022	DSL Phillies-W	.255	29	51	11	13	3	0	1	9	1	1	4	17	14	3	1	.466	.373	.839	0
2023	DSL Phillies-R	.288	31	66	5	19	4	0	0	6	0	0	6	6	17	2	2	.397	.349	.746	2
Minors Totals		.228	82	158	17	36	8	0	1	18	1	1	10	34	40	5	4	.394	.298	.692	4

SCOUTING & PLAYER DEV.

SIMMONS, KENDALL LOGAN... INF... B-T: R-R... HT: 6-0; WT: 226... BORN: April 11, 2000, Macon, GA... RESIDES: Macon... HOW OBTAINED: Selected by Phillies in 6th round of 2018 MLB Draft... SIGNED BY: Aaron Jersild... EDUCATION: 2018 graduate of Tattnall Square Academy (GA).

2023: Spent season with Jersey Shore (A)... Was on the IL 4 times: beginning of season-4/24 (left oblique strain), 5/30-7/20 (left hamstring strain), 8/1-12 (concussion) and 9/15-end of season (left wrist sprain)... His first IL stint included a rehab assignment with Clearwater (A)... Second IL stint included rehab assignment with Florida Complex League Phillies (R)... In 21 May games (90 PA), slashed .316/.400/.633 (1.033 OPS)... Played for Adelaide in the Australian Baseball League following the season... **2022:** Spent most of the season with Clearwater... Was promoted to Jersey Shore, 8/5... Was on the IL (left shoulder bursitis), 8/16-26... Recorded a hit in 7 of his last 8 games, posting a .387/.441/.548 slash line over that stretch (34 PA)... Following the season, was rated as having the best infield arm in the Phillies minor league system by *Baseball America*... **2021:** Played for Clearwater, where he posted an .867 OPS in 136 PA against RHP... Homered in both games of a doubleheader, 7/1 vs St. Lucie... Was on the IL, 7/9-8/27, with a concussion... Had a rehab assignment to FCL Phillies... Defensively, made starts at 2nd base (12), 3rd base (24) and SS (8)... Participated in Florida Instructional League... **2020:** Participated in FIL... Played for Adelaide in the Australian Baseball League... **2019:** Spent season with Williamsport (A)... Named a New York-Penn League All-Star and started in the ASG at 2nd base... Led the NYPL in SLG (.520), was T-2nd in HR and 5th in OPS... Selected as Phillies Minor League Hitter of the Month for August... Twice named Phillies Minor League Player of the Week: 8/5-11 and 8/12-18... Slashed .278/.398/.646 with 7 HR in August... Homered 6 times in 9 games, 7/27-8/7... Participated in FIL... **2018:** Began professional career with Gulf Coast League Phillies East (R)... Made 31 starts at SS... Slugged his first 2 pro home runs in back-to-back games of a doubleheader, 8/9 against GCL Tigers West... Participated in FIL.

YEAR	CLUB	AVG	G	AB	R	H	2B	3B	HR	RBI	SH	SF	HP	BB	SO	SB	CS	OBP	SLG	OPS	E
2018	GCL Phillies-E	.232	32	95	21	22	7	0	3	11	0	1	8	9	30	2	4	.345	.400	.745	9
2019	Williamsport	.234	51	171	31	40	7	3	12	34	1	5	8	20	54	5	6	.333	.520	.854	7
2020	Did not play																				
2021	Clearwater	.226	41	137	20	31	10	2	6	15	0	0	6	13	38	4	2	.321	.460	.781	11
	FCL Phillies	.200	5	10	1	2	1	0	0	1	0	0	1	3	3	3	0	.429	.300	.729	0
2022	Clearwater	.204	74	270	31	55	12	2	9	36	3	1	9	24	83	9	3	.289	.363	.652	14
	Jersey Shore	.281	17	64	15	18	2	0	3	11	0	0	0	8	15	2	0	.361	.453	.814	3
2023	Clearwater	.000	1	4	2	0	0	0	0	0	0	0	0	2	2	0	0	.333	.000	.333	0
	Jersey Shore	.267	50	180	29	48	9	4	8	37	0	4	7	22	55	3	3	.362	.494	.856	7
	FCL Phillies	.346	8	26	4	9	4	0	1	5	0	1	2	4	6	2	0	.455	.615	1.070	1
Minors Totals		.235	279	957	154	225	52	11	42	150	4	12	41	105	286	30	18	.333	.444	.777	52

* League leader

SKIRROW, NOAH SMITH DANIEL... RHP... B-T: R-R... HT: 6-2; WT: 240... BORN: July 21, 1998, Cambridge, Ontario, Canada... RESIDES: Ormond Beach, FL... HOW OBTAINED: Signed by Phillies as a non-drafted free agent, 6/15/20... SIGNED BY: Kellan McKeon... EDUCATION: Attended Liberty University (VA)... 2017 graduate of St. John Henry Newman Catholic Secondary School in Canada... MISC: In 2019, led the Atlantic Sun Conference with 11.50 SO/9.0 IP (98 SO/76.2 IP).

2023: Pitched entire season for Lehigh Valley (AAA)... Led the team in wins, SO and IP... **2022:** Spent majority of season with Reading (AA)... Among all Phillies minor league pitchers, ranked 1st in games started (25) and innings pitched (119.2) and was 2nd in strikeouts (133)... Was on the IL (right ankle contusion), 5/12-20... Promoted to Lehigh Valley, 9/5... **2021:** Began professional career with Jersey Shore (A)... Was on the IL, 6/18-7/16 (right biceps tendinitis), which included a rehab assignment to Florida Complex League Phillies (R)... Promoted to Reading, 7/23, and transferred to Jersey Shore, 9/7... Overall, struck out 60 in 58.0 innings... In 8 relief appearances, posted a 3.13 ERA (8 ER, 23.0 IP)... **2020:** Participated in Florida Instructional League.

YEAR	CLUB	W-L	ERA	G	GS	CG	SHO	SV	IP	H	R	ER	HR	HB	BB	SO	WP	BK	AVG
2020	Did not pitch																		
2021	Jersey Shore	0-2	3.73	9	6	0	0	0	31.1	26	14	13	2	3	16	40	3	0	.224
	FCL Phillies	0-0	0.00	2	1	0	0	0	3.0	1	0	0	0	0	2	2	0	0	.125
	Reading	1-3	5.70	7	3	0	0	0	23.2	29	17	15	5	0	9	18	1	0	.284
2022	Reading	5-8	4.65	21	21	0	0	0	98.2	107	58	51	10	5	32	115	4	2	.273
	Lehigh Valley	0-1	3.00	4	4	0	0	0	21.0	14	7	7	3	0	9	18	0	0	.192
2023	Lehigh Valley	8-4	5.84	24	14	0	0	1	101.2	126	68	66	19	4	53	79	6	1	.305
Minors Totals		14-18	4.90	67	49	0	0	1	279.1	303	164	152	39	12	121	272	14	3	.274

SOSA, GUSTAVO ANTONIO... C... B-T: R-R... HT: 6-1; WT: 220... BORN: July 17, 2001, Brooklyn, NY... RESIDES: Staten Island, NY... HOW OBTAINED: Selected by Phillies in 10th round of 2022 MLB Draft... SIGNED BY: Hilton Richardson... EDUCATION: 2022 graduate of South Mountain CC (AZ)... 2019 graduate of Tottenville HS (NY).

2023: Played for Florida Complex League Phillies (R)... Was on the IL (right hamstring strain), 4/6-6/19... **2022:** Began professional career with FCL Phillies... Threw out 2 of 5 runners attempting to steal... Participated in Florida Instructional League.

YEAR	CLUB	AVG	G	AB	R	H	2B	3B	HR	RBI	SH	SF	HP	BB	SO	SB	CS	OBP	SLG	OPS	E
2022	FCL Phillies	.133	9	15	2	2	1	0	0	2	0	2	1	4	3	0	0	.318	.200	.518	1
2023	FCL Phillies	.239	22	67	8	16	3	0	3	13	0	0	1	6	24	1	0	.311	.418	.729	0
Minors Totals		.220	31	82	10	18	4	0	3	15	0	2	2	10	27	1	0	.313	.378	.691	1

SOSA, JOHN VALENTIN... LHP... B-T: L-L... **HT:** 6-3; **WT:** 241... **BORN:** February 14, 2003, Higüey, DR... **RESIDES:** Higüey... **HOW OBTAINED:** Signed by Phillies as an amateur free agent, 1/15/22... **SIGNED BY:** Bernardo Pérez.

2023: Spent season with Dominican Summer League Phillies White (R)... Limited RHH to a .141 AVG (10-71)... Appeared in 1 postseason game... **2022:** Began professional career with DSL Phillies Red... Allowed only 1 hit in 19 at-bats (40 BF) over his 7 appearances.

YEAR	CLUB	W-L	ERA	G	GS	CG	SHO	SV	IP	H	R	ER	HR	HB	BB	SO	WP	BK	AVG
2022	DSL Phillies-R	0-1	9.45	7	0	0	0	0	6.2	1	11	7	0	6	14	9	6	0	.053
2023	DSL Phillies-W	2-2	1.91	15	0	0	0	1	28.1	13	8	6	1	3	26	43	8	0	.137
Minors Totals		2-3	3.34	22	0	0	0	1	35.0	14	19	13	1	9	40	52	14	0	.123

SOTO, MARCO ANTONIO... INF... B-T: S-R... **HT:** 5-11; **WT:** 182... **BORN:** March 8, 2004, Maturín, VZ... **RESIDES:** Puerto La Cruz, VZ... **HOW OBTAINED:** Signed by Phillies as an amateur free agent, 1/15/21... **SIGNED BY:** Rafael Álvarez and Ebert Velásquez.

2023: Played for Florida Complex League Phillies (R)... Had a 7-game on-base streak, 6/30 (gm 2)-7/15... **2022:** Spent season with Dominican Summer League Phillies Red (R)... Led the team in plate appearances, hits and doubles and ranked 2nd in AVG and 3rd in OBP (min. 100 PA)... Participated in Florida Instructional League... **2021:** Began professional career with DSL Phillies Red... Made starts at 2nd base (21) and SS (1).

YEAR	CLUB	AVG	G	AB	R	H	2B	3B	HR	RBI	SH	SF	HP	BB	SO	SB	CS	OBP	SLG	OPS	E
2021	DSL Phillies-R	.174	23	69	14	12	2	0	0	2	2	0	4	8	16	4	0	.296	.203	.499	4
2022	DSL Phillies-R	.299	49	177	28	53	11	1	0	16	1	3	4	18	25	9	4	.371	.373	.744	8
2023	FCL Phillies	.252	35	115	19	29	7	0	1	13	0	3	5	7	22	0	0	.315	.339	.655	4
Minors Totals		.260	107	361	61	94	20	1	1	31	3	6	13	33	63	13	4	.339	.330	.669	16

SPEIRS, DECLAN ANCIETO... INF... B-T: R-R... **HT:** 6-0; **WT:** 186... **BORN:** June 16, 2005, Carlton, Australia... **RESIDES:** Carlton... **HOW OBTAINED:** Signed by Phillies as an amateur free agent, 7/14/23... **SIGNED BY:** Howard Norsetter.

STEWART, CASEY ALEXANDER... RHP... B-T: R-R... **HT:** 6-6; **WT:** 262... **BORN:** August 2, 2001, Wichita, KS... **RESIDES:** Wichita... **HOW OBTAINED:** Selected by the Phillies in 19th round of 2023 MLB Draft... **SIGNED BY:** Justin Munson... **EDUCATION:** 2023 graduate of Washburn University (KS)... 2019 graduate of Wichita East HS.

2023: Began professional career with Florida Complex League Phillies (R)... Was promoted to Clearwater (A), 8/25.

YEAR	CLUB	W-L	ERA	G	GS	CG	SHO	SV	IP	H	R	ER	HR	HB	BB	SO	WP	BK	AVG
2023	FCL Phillies	0-0	0.00	2	0	0	0	0	2.0	0	0	0	0	0	1	2	0	0	.000
	Clearwater	0-0	4.50	3	0	0	0	0	4.0	2	2	2	0	0	10	3	4	0	.154
Minors Totals		0-0	3.00	5	0	0	0	0	6.0	2	2	2	0	0	11	5	4	0	.105

TABARES, ANDRES ENRIQUE... OF... B-T: L-L... **HT:** 6-0; **WT:** 168... **BORN:** August 25, 2005, Caracas, VZ... **RESIDES:** Maracaibo, VZ... **HOW OBTAINED:** Signed by Phillies as an amateur free agent, 4/16/22... **SIGNED BY:** Rafael Álvarez and Elvis García.

2023: Spent season with Dominican Summer League Phillies White (R)... Made starts at each outfield position... Played in 1 postseason game... **2022:** Began professional career with DSL Phillies White.

YEAR	CLUB	AVG	G	AB	R	H	2B	3B	HR	RBI	SH	SF	HP	BB	SO	SB	CS	OBP	SLG	OPS	E
2022	DSL Phillies-W	.255	24	51	6	13	0	0	0	6	1	0	1	7	11	3	5	.356	.255	.611	0
2023	DSL Phillies-W	.174	37	86	17	15	1	0	0	10	0	1	0	25	21	7	1	.357	.186	.543	1
Minors Totals		.204	61	137	23	28	1	0	0	16	1	1	1	32	32	10	6	.357	.212	.569	1

TAIT, EDUARDO RICARDO... C... B-T: L-R... **HT:** 5-11; **WT:** 219... **BORN:** August 27, 2006, Panama City, Panama... **RESIDES:** Arraijan, Panama... **HOW OBTAINED:** Signed by Phillies as an amateur free agent, 1/15/23... **SIGNED BY:** Abdiel Ramos.

2023: Began his pro career with Dominican Summer League Phillies Red (R) and was named a DSL midseason All-Star... Earned Phillies Minor League Hitter of the Month for July, slashing .340/.417/.566 (.983 OPS) in 16 games (60 PA)... On DSL Phillies Red, ranked 1st in AVG (min. 100 AB), hits, TB (67), 2B, RBI, SLG and OPS, T-1st in HR, 2nd in runs and T-3rd in 3B... Transferred to DSL Phillies White, 8/10... Reached base in 19 of his first 20 games (6/10-7/10), posting a 1.007 OPS (82 PA) in that stretch... Following the season, was named the No. 9 prospect in the Phillies system by *Baseball America*.

YEAR	CLUB	AVG	G	AB	R	H	2B	3B	HR	RBI	SH	SF	HP	BB	SO	SB	CS	OBP	SLG	OPS	E
2023	DSL Phillies-R	.331	35	121	25	40	12	3	3	27	0	0	4	9	24	3	2	.396	.554	.949	2
	DSL Phillies-W	.346	9	26	3	9	0	0	0	9	0	1	1	3	7	1	0	.419	.346	.766	2
	DSL Combined	.333	44	147	28	49	12	3	3	36	0	1	5	12	31	4	2	.400	.517	.917	4
Minors Totals		.333	44	147	28	49	12	3	3	36	0	1	5	12	31	4	2	.400	.517	.917	4

TAYLOR, CARSON HOEHN... C... **B-T:** S-R... **HT:** 6-2; **WT:** 205... **BORN:** June 2, 1999, Atlanta, GA... **RESIDES:** Duluth, GA... **HOW OBTAINED:** Selected by Phillies from LAD in minor league phase of Rule 5 draft, 12/6/23... Originally selected by LAD in 4th round of 2020 MLB Draft... **EDUCATION:** 2022 graduate of Virginia Tech University... 2018 graduate of Greater Atlanta Christian HS.

2023: Spent second season with Tulsa (AA) in LAD organization... On IL from 7/22-8/3... **2022:** Played for Tulsa... Defensively, caught 475.2 innings and posted a .990 fielding percentage (580 chances)... Was on the IL 3 times, 5/3-12, 8/5-11 and 9/7-25... **2021:** Began professional career with Great Lakes (A)... Made his pro debut, 5/4 vs Dayton... Was on the IL 6/24-7/5.

YEAR	CLUB	AVG	G	AB	R	H	2B	3B	HR	RBI	SH	SF	HP	BB	SO	SB	CS	OBP	SLG	OPS	E
2021	Great Lakes	.278	79	291	52	81	16	1	9	54	0	5	1	45	63	1	0	.371	.433	.804	7
2022	Tulsa	.253	76	269	31	68	11	0	4	23	0	1	4	29	67	0	0	.333	.338	.672	6
2023	Tulsa	.221	77	249	35	55	5	1	10	26	0	0	1	31	64	1	0	.310	.370	.679	8
Minors Totals		.252	232	809	118	204	32	2	23	103	0	6	6	105	194	2	0	.340	.382	.722	21

TAYLOR-WINGROVE, RIXON JAMES... INF... **B-T:** L-R... **HT:** 6-5; **WT:** 267... **BORN:** May 23, 2000, Newcastle, Australia... **RESIDES:** Newcastle... **HOW OBTAINED:** Signed by Phillies as an amateur free agent, 4/19/18... **SIGNED BY:** Howard Norsetter.

2023: Began season with Jersey Shore (A)... Led Jersey Shore in TB (159) & HR and was T-1st in 2B, 2nd in RBI, T-2nd in hits, 3rd in games played, SLG & AB, 5th in walks and 6th in runs & OPS (min. 80 PA)... From 4/18-19, hit 3 home runs and had 8 RBI... Promoted to Reading (AA), 8/21... Had 27 multi-hit games... **2022:** Began season with Clearwater (A)... Promoted to Jersey Shore, 5/23... Recorded a .996 fielding percentage at 1st base (452 chances)... Ranked 1st on Jersey Shore in SLG and OPS (min. 50 PA)... **2021:** Spent majority of season with Clearwater, finishing tied for the team lead in HR (11)... Among Low-A Southeast hitters, ranked T-9th in HR... Homered in 3 straight games, 6/16-18... Had a multi-HR game, 7/18 vs Dunedin... Was on the COVID-related IL, 8/3-26, which included a rehab assignment to Florida Complex League Phillies (R)... Participated in Florida Instructional League... **2020:** Played for Adelaide in the Australian Baseball League... **2019:** Spent season with Gulf Coast League Phillies West (R)... Named a GCL All-Star... Led the league in at-bats (178) & doubles (17), was 2nd in hits, XBH (24) & total bases (89), T-2nd in games, 6th in SLG, T-9th in HR and 10th in AVG & OPS... Slashed .328/.381/.537 vs RHP... Selected as Phillies Minor League Player of the Week, 7/29-8/4... Participated in FIL... Following the season, played for Adelaide in the ABL... **2018:** Appeared in 23 games for GCL Phillies West... Participated in FIL... Following the season, played for Sydney in the ABL... **2017:** Appeared in 6 games for Sydney in the ABL.

YEAR	CLUB	AVG	G	AB	R	H	2B	3B	HR	RBI	SH	SF	HP	BB	SO	SB	CS	OBP	SLG	OPS	E
2018	GCL Phillies-W	.241	23	79	12	19	5	0	1	8	0	0	0	8	22	1	1	.310	.342	.652	3
2019	GCL Phillies-W	.298	48	*178	28	53	*17	2	5	37	0	2	1	22	38	0	2	.374	.500	.874	8
2020	Did not play																				
2021	Clearwater	.206	79	287	29	59	13	1	11	37	0	2	7	25	98	1	0	.283	.373	.656	9
	FCL Phillies	.158	7	19	3	3	0	0	0	2	0	0	1	5	6	1	0	.360	.158	.518	0
2022	Clearwater	.111	8	27	1	3	1	0	0	0	0	0	1	3	13	0	0	.226	.148	.374	0
	Jersey Shore	.251	67	219	28	55	7	2	12	43	0	0	7	26	87	2	1	.349	.466	.815	3
2023	Jersey Shore	.246	101	366	47	90	20	2	15	63	0	2	9	41	123	6	3	.335	.434	.769	8
	Reading	.128	15	47	2	6	0	0	1	3	0	1	0	7	19	0	0	.236	.192	.428	0
Minors Totals		.236	348	1222	150	288	63	7	45	193	0	7	26	137	406	11	7	.324	.409	.733	31

* League leader

TERAN, SAUL DAVID... RHP... **B-T:** R-R... **HT:** 6-1; **WT:** 192... **BORN:** March 20, 2002, Caracas, VZ... **RESIDES:** Caracas... **HOW OBTAINED:** Signed by Phillies as an amateur free agent, 2/13/22... **SIGNED BY:** William Mota.

2023: Played majority of season with Florida Complex League Phillies (R)... Promoted to Clearwater (A), 8/21... Was on the IL (right shoulder inflammation), 9/19-25... Appeared in 1 postseason game... **2022:** Began professional career with Dominican Summer League Phillies White (R)... Led the team in saves... In his 2 postseason appearances, posted a 1.42 ERA (1 ER, 6.1 IP) with a save and 3 strikeouts... Participated in Florida Instructional League.

YEAR	CLUB	W-L	ERA	G	GS	CG	SHO	SV	IP	H	R	ER	HR	HB	BB	SO	WP	BK	AVG
2022	DSL Phillies-W	0-3	4.50	15	4	0	0	5	32.0	33	17	16	3	2	11	36	2	1	.264
2023	FCL Phillies	1-0	4.01	15	0	0	0	3	24.2	22	12	11	3	3	8	20	2	0	.242
	Clearwater	0-1	5.00	5	0	0	0	0	9.0	7	5	5	0	2	3	10	1	0	.241
Minors Totals		1-4	4.39	35	4	0	0	8	65.2	62	34	32	6	7	22	66	5	1	.253

THOMAS, JARED JAMES... C... **B-T:** L-R... **HT:** 5-11; **WT:** 189... **BORN:** December, 3, 2000, Anaheim, CA... **RESIDES:** Anaheim... **HOW OBTAINED:** Selected by Phillies in 15th round of 2023 MLB Draft... **SIGNED BY:** Demerius Pittman... **EDUCATION:** 2023 graduate of Loyola Marymount University (CA)... 2019 graduate of Orange Lutheran HS (CA).

2023: Began professional career with Florida Complex League Phillies (R)... Promoted to Clearwater (A), 9/1.

YEAR	CLUB	AVG	G	AB	R	H	2B	3B	HR	RBI	SH	SF	HP	BB	SO	SB	CS	OBP	SLG	OPS	E
2023	FCL Phillies	.167	11	18	0	3	2	0	0	3	0	0	2	7	6	0	0	.444	.278	.722	3
	Clearwater	.143	3	7	3	1	0	0	0	0	0	0	1	3	2	0	0	.455	.143	.597	0
Minors Totals		.160	14	25	3	4	2	0	0	3	0	0	3	10	8	0	0	.447	.240	.687	3

THOMPSON, PAXTON... RHP... B-T: R-R... **HT:** 6-1; **WT:** 203... **BORN:** October 5, 1999, St. Michael, MN... **RESIDES:** Richmond Hill, GA... **HOW OBTAINED:** Signed by Phillies as a non-drafted free agent, 8/4/23... **EDUCATION:** 2023 graduate of University of North Carolina at Charlotte... 2018 graduate of St. Michael-Albertville HS (MN).

2023: Made his pro debut, 8/22 with Florida Complex League Phillies (R)... Transferred to Clearwater (A), 8/24.

YEAR	CLUB	W-L	ERA	G	GS	CG	SHO	SV	IP	H	R	ER	HR	HB	BB	SO	WP	BK	AVG
2023	FCL Phillies	0-0	0.00	1	0	0	0	0	1.0	0	0	0	0	0	0	2	0	0	.000
	Clearwater	0-0	7.71	4	0	0	0	0	4.2	7	4	4	2	0	2	8	1	0	.350
Minors Totals		0-0	6.35	5	0	0	0	0	5.2	7	4	4	2	0	2	10	1	0	.292

TONKEL, GAVIN PARK... OF... B-T: R-R... **HT:** 6-2; **WT:** 206... **BORN:** November 6, 2002, Davis, CA... **RESIDES:** Oakley, CA... **HOW OBTAINED:** Selected by Phillies in 9th round of 2021 MLB Draft... **SIGNED BY:** Jason Waugh... **EDUCATION:** 2021 graduate of Heritage HS (CA).

2023: Spent season with Florida Complex League Phillies (R)... **2022:** Missed the entire season (head fracture)... Participated in Florida Instructional League... **2021:** Began professional career with FCL Phillies... Participated in FIL.

YEAR	CLUB	AVG	G	AB	R	H	2B	3B	HR	RBI	SH	SF	HP	BB	SO	SB	CS	OBP	SLG	OPS	E
2021	FCL Phillies	.261	11	23	5	6	1	0	0	2	0	1	3	4	8	2	1	.419	.304	.723	0
2022	Injured - Did not play																				
2023	FCL Phillies	.326	15	43	14	14	3	0	2	8	0	0	5	1	16	1	0	.408	.535	.943	3
Minors Totals		.303	26	66	19	20	4	0	2	10	0	1	8	5	24	3	1	.413	.455	.868	3

TORRES, SANTIAGO... OF... B-T: R-R... **HT:** 6-1; **WT:** 205... **BORN:** September 20, 2002, Barquisimeto, VZ... **RESIDES:** Barquisimeto... **HOW OBTAINED:** Signed by Phillies as an amateur free agent, 7/2/19... **SIGNED BY:** Rafael Álvarez and Franklin Rojas.

2023: Played for Florida Complex League Phillies (R)... Reached base in 10 of 12 June games with an at-bat... **2022:** Spent season with Dominican Summer League Phillies Red (R)... Reached base in 9 of his last 10 games (8/11-23)... **2021:** Made professional debut with DSL Phillies Red... Had 5 OF assists (4 in CF, 1 in LF)... **2020:** Did not play.

YEAR	CLUB	AVG	G	AB	R	H	2B	3B	HR	RBI	SH	SF	HP	BB	SO	SB	CS	OBP	SLG	OPS	E
2020	Did not play																				
2021	DSL Phillies-R	.203	46	143	14	29	5	1	1	13	3	1	2	10	37	5	6	.263	.273	.536	3
2022	DSL Phillies-R	.206	45	160	16	33	2	#8	0	27	0	2	5	18	32	10	4	.303	.319	.622	2
2023	FCL Phillies	.247	36	93	18	23	3	0	1	12	0	3	1	15	32	6	2	.348	.312	.660	1
Minors Totals		.215	127	396	48	85	10	9	2	52	3	6	8	43	101	21	12	.300	.301	.601	6

Tied for league lead

TUCKER, BRAYDON JAMES... RHP... B-T: L-R... **HT:** 6-3; **WT:** 213... **BORN:** July 19, 1999, Indianapolis, IN... **RESIDES:** Brazil, IN... **HOW OBTAINED:** Signed by Phillies as a non-drafted free agent, 7/19/23... **SIGNED BY:** Timi Moni... **EDUCATION:** Attended Lipscomb University (TN) and Indiana University... 2018 graduate of Northview HS (TN).

2023: Began professional career with Florida Complex League Phillies (R)... Promoted to Clearwater (A), 9/2... Appeared in 1 postseason game.

YEAR	CLUB	W-L	ERA	G	GS	CG	SHO	SV	IP	H	R	ER	HR	HB	BB	SO	WP	BK	AVG
2023	FCL Phillies	0-0	13.50	2	1	0	0	0	2.0	3	3	3	0	1	1	1	0	0	.375
	Clearwater	0-0	3.00	2	0	0	0	0	3.0	3	1	1	0	0	2	2	0	0	.273
Minors Totals		0-0	7.20	4	1	0	0	0	5.0	6	4	4	0	1	3	3	0	0	.316

VARGAS, HANFERMIN... RHP... B-T: R-R... **HT:** 6-3; **WT:** 158... **BORN:** August 12, 2004, Nizao, DR... **RESIDES:** Nizao... **HOW OBTAINED:** Signed by Phillies as an amateur free agent, 12/4/23... **SIGNED BY:** Luis Garcia.

VELÁSQUEZ, GIUSSEPE GREGORI... RHP... B-T: R-R... **HT:** 6-1; **WT:** 247... **BORN:** April 30, 2003, Porlamar, VZ... **RESIDES:** Porlamar... **HOW OBTAINED:** Signed by Phillies as an amateur free agent, 7/2/19... **SIGNED BY:** Rafael Álvarez and Ebert Velásquez.

2023: Started the season with Florida Complex League Phillies (R), where he was named an FCL postseason All-Star... Promoted to Clearwater (A), 7/23... Was on the IL (right elbow inflammation), 8/23-end of season... Struck out a season-high 7 batters on 6/30 (gm 2) and 8/1... **2022:** Pitched in 9 games for FCL Phillies... **2021:** Began professional career with Dominican Summer League Phillies White (R)... Among DSL pitchers, finished T-3rd in starts (14)... Posted a 1.50 ERA (2 ER, 12.0 IP) in his first 3 starts... Following the season, pitched for Zulia in the Venezuelan Winter League... **2020:** Did not pitch.

YEAR	CLUB	W-L	ERA	G	GS	CG	SHO	SV	IP	H	R	ER	HR	HB	BB	SO	WP	BK	AVG		
2020	Did not pitch																				
2021	DSL Phillies-W	1-2	2.75	14	14	0	0	0	52.1	50	25	16	3	0	19	56	3	2	.249		
2022	FCL Phillies	1-2	9.82	9	0	0	0	0	11.0	17	14	12	2	1	6	10	2	2	.395		
2023	FCL Phillies	3-0	1.35	8	2	0	0	0	20.0	11	3	3	2	0	9	28	0	2	.159		
	Clearwater	1-1	5.40	5	5	0	0	0	21.2	18	13	13	3	2	11	22	0	0	.222		
Minors Totals		6-5	3.77	36	21	0	0	0	105.0	96	55	44	10	3	45	116	5	6	.244		

VENEGAS, JOUSTHEN SMITH... RHP... B-T: R-R... HT: 6-1; WT: 215... BORN: February 5, 2006, Valera, VZ... **RESIDES:** Trujillo, VZ... **HOW OBTAINED:** Signed by Phillies as an amateur free agent, 8/23/23... **SIGNED BY:** Elvis Garcia.

VENTURA, EZEQUIEL JOSÉ... RHP... B-T: R-R... HT: 6-1; WT: 181... BORN: June 20, 2002, Maracaibo, VZ... **RESIDES:** Maracaibo... **HOW OBTAINED:** Signed by Phillies as an amateur free agent, 8/7/18... **SIGNED BY:** Rafael Álvarez and Rómulo Oliveros.

2023: Began season with Dominican Summer League Phillies Red (R)... Promoted to Florida Complex League Phillies (R), 7/2... Transferred to Clearwater (A), 8/26... In 6 appearances (3 starts) from 7/7-8/8, posted a 2.00 ERA (4 ER, 18.0 IP)... Appeared in 1 postseason game... **2022:** Spent season with DSL Phillies White... Ranked T-2nd on the team in wins, 3rd in SO and 2nd in ERA (min. 40 IP)... **2021:** Spent season with DSL Phillies Red... Did not allow a HR to the 133 batters he faced... Held RHH to a .198 AVG (16-81) and .259 SLG... **2020:** Did not pitch... **2019:** Began professional career with DSL Phillies Red.

YEAR	CLUB	W-L	ERA	G	GS	CG	SHO	SV	IP	H	R	ER	HR	HB	BB	SO	WP	BK	AVG
2019	DSL Phillies-R	0-1	9.00	2	0	0	0	0	3.0	5	3	3	1	0	0	2	1	0	.385
2020	Did not pitch																		
2021	DSL Phillies-R	3-1	3.45	16	2	0	0	2	31.1	23	12	12	0	3	18	34	4	0	.207
2022	DSL Phillies-W	5-1	2.40	11	10	#1	0	0	48.2	38	15	13	2	2	18	38	2	1	.221
2023	DSL Phillies-R	3-0	2.19	7	0	0	0	2	12.1	13	3	3	1	1	4	9	0	0	.271
	FCL Phillies	0-0	5.00	9	4	0	0	1	27.0	27	19	15	4	1	12	25	0	2	.257
	Clearwater	1-1	3.00	2	2	0	0	0	9.0	3	3	3	0	1	5	8	0	0	.107
Minors Totals		12-4	3.36	47	18	1	0	5	131.1	109	55	49	8	8	57	116	7	3	.229

Tied for league lead

VIARS, JORDAN LEE... OF... B-T: L-L... HT: 6-3; WT: 224... BORN: July 18, 2003, Plano, TX... **RESIDES:** Prosper, TX... **HOW OBTAINED:** Selected by Phillies in 3rd round of 2021 MLB Draft... **SIGNED BY:** Tommy Field... **EDUCATION:** 2021 graduate of Rick Reedy HS (TX)... **MISC:** As a senior, was selected by *The Dallas Morning News* as District 9-5A Offensive Player of the Year.

2023: Spent season with Clearwater (A)... Tied his career high with 4 hits on 6/18 vs Tampa... Had a 6-game on-base streak, 7/9-21, and in that span slashed .333/.440/.714 (1.154 OPS)... Posted a .455 OBP in 4 postseason games (11 PA)... **2022:** Played for Clearwater... Was on the IL (right ankle sprain), beginning of the season-6/25, which included a rehab assignment to Florida Complex League Phillies (R)... Combined, posted a .288 AVG with RISP (15-52)... Participated in Florida Instructional League... **2021:** Began professional career with FCL Phillies... Homered in each of his final 2 games, including a grand slam on 9/17 at FCL Blue Jays... Defensively, made starts at 1st base and in LF... Participated in FIL.

YEAR	CLUB	AVG	G	AB	R	H	2B	3B	HR	RBI	SH	SF	HP	BB	SO	SB	CS	OBP	SLG	OPS	E
2021	FCL Phillies	.255	22	47	13	12	1	0	3	18	0	3	3	11	12	2	0	.406	.468	.874	6
2022	FCL Phillies	.240	44	154	28	37	6	1	2	20	0	3	5	17	40	5	0	.330	.331	.661	1
	Clearwater	.208	8	24	2	5	0	0	0	3	0	1	1	2	9	0	0	.286	.208	.494	0
2023	Clearwater	.214	83	280	43	60	16	1	6	29	3	2	15	27	88	6	3	.315	.343	.658	4
Minors Totals		.226	157	505	86	114	23	2	11	70	3	9	24	57	149	13	3	.328	.345	.673	11

VILLAVICENCIO, JUAN ANDRES... INF... B-T: L-R... HT: 5-10; WT: 165... BORN: November 24, 2004, Maracaibo, VZ... **RESIDES:** Maracaibo... **HOW OBTAINED:** Signed by Phillies as an amateur free agent, 1/15/22... **SIGNED BY:** Rafael Álvarez and Elvis Garcia.

2023: Began season with Dominican Summer League Phillies Red (R)... Transferred to DSL Phillies White (R), 8/10... Played in 4 postseason games... **2022:** Began professional career with DSL Phillies White... Posted a slash line of .345/.431/.509 in 17 July games (67 PA).

YEAR	CLUB	AVG	G	AB	R	H	2B	3B	HR	RBI	SH	SF	HP	BB	SO	SB	CS	OBP	SLG	OPS	E
2022	DSL Phillies-W	.266	46	143	29	38	8	2	2	16	1	1	1	20	35	13	1	.358	.392	.750	16
2023	DSL Phillies-R	.217	41	143	31	31	5	4	3	22	0	2	5	21	33	9	4	.333	.371	.704	9
	DSL Phillies-W	.154	8	26	9	4	1	0	0	6	1	2	0	5	8	0	1	.273	.192	.465	0
	DSL Combined	.207	49	169	40	35	6	4	3	28	1	4	5	26	41	9	5	.324	.343	.667	9
Minors Totals		.234	95	312	69	73	14	6	5	44	2	5	6	46	76	22	6	.339	.365	.704	25

WALLING, ANDREW... LHP... B-T: L-L... HT: 6-2; WT: 231... BORN: October 29, 1999, Longview, WA... **RESIDES:** Vancouver, WA... **HOW OBTAINED:** Signed by Phillies as a non-drafted free agent, 7/29/22... **SIGNED BY:** Mike Stauffer... **EDUCATION:** 2022 graduate of Mississippi State University... 2018 graduate of R.A. Long HS (WA).

2023: Began season with Clearwater (A)... Promoted to Jersey Shore (A), 7/26... Was on the IL (back injury), 6/30-7/6... Did not allow a run in 9 straight outings (13.0 IP), 4/28-5/30, while recording 18 strikeouts and allowing only 4 hits... Appeared in 1 postseason game... **2022:** Began professional career with Florida Complex League Phillies (R)... Promoted to Clearwater, 8/25... Combined, averaged 9.53 SO/9.0 IP (12 SO, 11.1 IP)... Participated in Florida Instructional League.

YEAR	CLUB	W-L	ERA	G	GS	CG	SHO	SV	IP	H	R	ER	HR	HB	BB	SO	WP	BK	AVG
2022	FCL Phillies	0-0	6.75	3	0	0	0	1	4.0	2	3	3	0	0	3	3	1	0	.143
	Clearwater	0-0	6.14	4	0	0	0	0	7.1	7	5	5	0	0	6	9	4	1	.259
2023	Clearwater	6-1	3.23	26	0	0	0	5	39.0	29	18	14	4	2	26	46	6	0	.206
	Jersey Shore	2-2	3.24	14	0	0	0	3	16.2	9	8	6	0	1	3	27	0	0	.164
Minors Totals		8-3	3.76	47	0	0	0	9	67.0	47	34	28	4	3	38	85	11	1	.198

WALTON, TAYSHAUN JAMAR (TJAY)... **OF**... **B-T:** R-R... **HT:** 6-2; **WT:** 237... **BORN:** January 29, 2005, Emporia, VA... **RESIDES:** Emporia... **HOW OBTAINED:** Selected by Phillies in 4th round of 2023 MLB Draft... **SIGNED BY:** Bo Way... **EDUCATION:** 2023 graduate of IMG Academy (FL).

2023: Began professional career with Florida Complex League Phillies (R)... Made his pro debut, 8/10 at FCL Yankees.

YEAR	CLUB	AVG	G	AB	R	H	2B	3B	HR	RBI	SH	SF	HP	BB	SO	SB	CS	OBP	SLG	OPS	E
2023	FCL Phillies	.385	5	13	4	5	2	1	0	4	0	0	1	3	6	0	1	.529	.692	1.221	1

WARE, BRYSON... **INF**... **B-T:** R-R... **HT:** 6-2; **WT:** 207... **BORN:** December 28, 2000, Jackson, MS... **RESIDES:** Madison, MS... **HOW OBTAINED:** Selected by the Phillies in 8th round of 2023 MLB Draft... **SIGNED BY:** Mike Stauffer... **EDUCATION:** 2023 graduate of Auburn University (AL)... 2019 graduate of Germantown HS (MS).

2023: Began his career with Florida Complex League Phillies (R)... Promoted to Clearwater (A), 8/6... Played in 1 postseason game.

YEAR	CLUB	AVG	G	AB	R	H	2B	3B	HR	RBI	SH	SF	HP	BB	SO	SB	CS	OBP	SLG	OPS	E
2023	FCL Phillies	.125	5	16	4	2	0	0	0	0	0	0	1	3	4	2	0	.300	.125	.425	1
	Clearwater	.188	20	69	10	13	3	0	3	7	0	1	1	7	21	2	1	.269	.362	.631	5
Minors Totals		.176	25	85	14	15	3	0	3	7	0	1	2	10	25	4	1	.276	.318	.594	6

WELLS, LACHLAN ROBERT... **LHP**... **B-T:** L-L... **HT:** 6-0; **WT:** 200... **BORN:** February 27, 1997, Newcastle, Australia... **RESIDES:** Belmont South, Australia... **HOW OBTAINED:** Signed by Phillies as a minor league free agent, 1/7/24... Originally signed by MIN as an amateur free agent, 8/11/14... **SIGNED BY:** Howard Norsetter... **MISC:** Has had 4 different stints in the Australian Baseball League, 3 with Sydney (2013-15, 2015-16, 2020-21) and 1 with Adelaide (2023-24)... Was named ABL MVP for the 2023-24 season, in which he posted a 0.94 ERA (5 ER, 47.2 IP) with 63 SO and 7 BB in 9 starts.

2020-23: Did not pitch... **2019:** Split season between Gulf Coast League Twins (R) and Fort Myers (A)... **2018:** Missed entire season (left UCL injury)... **2017:** Spent the season with Fort Myers... Was on the IL (left elbow strain), 7/1-8/26, which included a rehab assignment with GCL Twins... **2016:** Was named MIN's Minor League Player of the Week, 7/25-30... Pitched for Cedar Rapids (A)... Did not allow an ER in his final 4 starts (24.0 IP), 8/13-9/1... **2015:** Began professional career with GCL Twins.

YEAR	CLUB	W-L	ERA	G	GS	CG	SHO	SV	IP	H	R	ER	HR	HB	BB	SO	WP	BK	AVG	
2015	GCL Twins	5-2	2.09	10	9	0	0	0	47.1	35	12	11	4	3	11	49	4	0	.207	
2016	Cedar Rapids	6-4	1.77	12	12	0	0	0	71.1	57	21	14	4	4	16	63	2	0	.218	
2017	Fort Myers	4-10	3.98	16	14	1	0	0	81.1	76	42	36	11	2	19	68	3	0	.243	
	GCL Twins	0-0	2.25	1	1	0	0	0	4.0	2	1	1	0	0	6	0	0	.143		
2018	Injured – Did not pitch																			
2019	GCL Twins	0-1	5.40	1	1	0	0	0	5.0	6	3	3	0	2	0	9	0	0	.273	
	Fort Myers	2-5	4.09	9	8	0	0	0	44.0	48	23	20	1	2	12	30	2	2	.293	
2020	Did not pitch																			
2021	Did not pitch																			
2022	Did not pitch																			
2023	Did not pitch																			
Minors Totals		17-22	3.02	49	45	1	0	0	253.0	224	102	85	20	13	58	225	11	2	.238	

WILKERSON-COLLINS, NICHOLAS TY (TY)... **RHP**... **B-T:** L-R... **HT:** 6-2; **WT:** 173... **BORN:** August 29, 2001, Los Angeles, CA... **RESIDES:** Seminole, FL... **HOW OBTAINED:** Selected by Phillies in 16th round of 2021 MLB Draft... **SIGNED BY:** Chris Duffy... **EDUCATION:** Attended Glendale CC (CA)... 2020 graduate of St. John Bosco HS (CA).

2023: Spent season with Florida Complex League Phillies (R)... **2022:** Pitched in 9 games for FCL Phillies (R)... **2021:** Made professional debut with FCL Phillies... Participated in Florida Instructional League.

YEAR	CLUB	W-L	ERA	G	GS	CG	SHO	SV	IP	H	R	ER	HR	HB	BB	SO	WP	BK	AVG
2021	FCL Phillies	1-0	10.80	4	0	0	0	0	3.1	3	5	4	1	0	8	5	4	0	.231
2022	FCL Phillies	2-0	3.86	9	0	0	0	0	9.1	10	5	4	0	2	7	12	4	0	.278
2023	FCL Phillies	3-0	6.61	10	0	0	0	0	16.1	12	12	12	0	2	17	13	4	3	.211
Minors Totals		6-0	6.21	23	0	0	0	0	29.0	25	22	20	1	4	32	30	12	3	.236

WILKINSON, DANIEL (DANNY)... **LHP**... **B-T:** L-L... **HT:** 6-1; **WT:** 191... **BORN:** October 19, 2000, Scotch Plains, NJ... **RESIDES:** Scotch Plains... **HOW OBTAINED:** Signed by Phillies as a non-drafted free agent, 7/25/22... **SIGNED BY:** Jeff Zona Jr... **EDUCATION:** Attended Villanova University (PA)... 2019 graduate of Scotch Plains - Fanwood HS (NJ)... **MISC:** Ranked T-4th in Villanova history with 15 career saves... Pitched for Harwich in the Cape Cod League in 2021 and 2022.

2023: Began professional career with Clearwater (A)... Was named Phillies Minor League Pitcher of the Month for July, going 2-0 with 1 SV while producing a 0.59 ERA (ER, 15.1 IP) with 33 SO, 9 BB and a 0.98 WHIP while holding batters to a .118 AVG (6-51)... Was tied for the 2nd-most wins on the team... Limited RHH to a .157 AVG (20-127).

YEAR	CLUB	W-L	ERA	G	GS	CG	SHO	SV	IP	H	R	ER	HR	HB	BB	SO	WP	BK	AVG
2023	Clearwater	6-0	4.45	34	0	0	0	1	56.2	36	31	28	3	5	44	106	8	1	.177

SCOUTING & PLAYER DEV.

WILSON, ETHAN BRENT... OF... B-T: L-L... **HT:** 6-1; **WT:** 213... **BORN:** November 7, 1999, Andalusia, AL... **RESIDES:** Andalusia... **HOW OBTAINED:** Selected by Phillies in 2nd round of 2021 MLB Draft... **SIGNED BY:** Mike Stauffer... **EDUCATION:** Attended University of South Alabama... 2018 graduate of Andalusia HS... **MISC:** During his junior year in 2021, was selected to the All-Sun Belt Conference First Team and posted a .318/.419/.528 slash line with 33 walks to 21 strikeouts... Was a 2021 *Baseball America* Preseason First-Team All-American... In 2019 as a freshman, hit 17 HR with a 1.139 OPS in 56 games while earning several accolades, including being named *Collegiate Baseball* Co-Freshman of the Year and Sun Belt Conference Player of the Year.

2023: Spent the season with Reading (AA)... Was named Eastern League Player of the week, 5/1-7... In the Eastern League, ranked 5th in TB (186), 7th in XBH (44), T-8th in 2B and 9th in SLG & hits... Had 9 outfield assists... **2022:** Spent most of the season with Jersey Shore (A)... Promoted to Reading, 8/25... Ranked T-3rd among all Phillies minor league hitters in stolen bases (26)... Posted a .291 AVG (32-110) with 39 RBI with RISP... Following the season, was named the No. 9 prospect in the Phillies system by *Baseball America*... **2021:** Began professional career with Clearwater (A)... Made starts at each OF position... Following the season, was named the No. 5 prospect in the Phillies organization, according to *Baseball America*... Participated in Florida Instructional League.

YEAR	CLUB	AVG	G	AB	R	H	2B	3B	HR	RBI	SH	SF	HP	BB	SO	SB	CS	OBP	SLG	OPS	E
2021	Clearwater	.215	30	107	15	23	4	2	3	17	0	0	0	10	25	2	2	.282	.374	.656	0
2022	Jersey Shore	.238	112	424	39	101	20	2	7	45	0	2	4	28	93	25	7	.290	.344	.634	3
	Reading	.214	18	70	7	15	2	0	1	3	1	0	2	5	21	1	2	.286	.286	.572	0
2023	Reading	.250	114	420	52	105	24	3	17	61	0	6	6	31	110	12	7	.307	.443	.750	3
Minors Totals		.239	274	1021	113	244	50	7	28	126	1	8	12	74	249	40	18	.296	.384	.680	6

WYNNE, CAMERON BROOKE (Cam)... RHP... B-T: R-R... **HT:** 6-4; **WT:** 216... **BORN:** January 11, 1999, Kearney, NE... **RESIDES:** St. Petersburg, FL... **HOW OBTAINED:** Selected by Phillies in 20th round of 2021 MLB Draft... **SIGNED BY:** Justin Munson... **EDUCATION:** Attended University of Nebraska, Texas A&M University and Johnson County CC (KS)... 2017 graduate of Lincoln HS (NE).

2023: Spent season with Jersey Shore (A)... Posted a 0.73 ERA (ER, 12.1 IP) in 8 August games... Appeared in 1 postseason game... **2022:** Spent season with Clearwater (A)... Was on the IL (right elbow sprain), 5/19-8/11, which included a rehab assignment to Florida Complex League Phillies (R)... With Clearwater, did not allow an earned run in 13 of 16 appearances... Participated in Florida Instructional League... **2021:** Made professional debut with Clearwater... Was on the IL, 9/10-17 (right hip strain)... Participated in FIL.

YEAR	CLUB	W-L	ERA	G	GS	CG	SHO	SV	IP	H	R	ER	HR	HB	BB	SO	WP	BK	AVG
2021	Clearwater	0-0	6.75	7	0	0	0	1	9.1	12	15	7	1	1	9	10	3	0	.293
2022	Clearwater	0-3	1.25	16	0	0	0	1	21.2	20	10	3	2	1	10	25	1	1	.247
	FCL Phillies	0-0	13.50	2	0	0	0	0	2.0	4	3	3	0	0	0	1	0	0	.400
2023	Jersey Shore	1-1	2.55	34	1	0	0	1	42.1	29	13	12	5	4	14	39	5	0	.190
Minors Totals		1-4	2.99	59	1	0	0	3	75.1	65	41	25	8	6	33	75	9	1	.228

YRISH, RENE... RHP... B-T: R-R... **HT:** 6-1; **WT:** 165... **BORN:** November 20, 2006, San Pedro de Macoris, DR... **RESIDES:** San Pedro de Macoris... **HOW OBTAINED:** Signed as an amateur free agent, 1/15/24... **SIGNED BY:** Bernardo Pérez.

GENERAL INFORMATION



PHILLIES BROADCASTERS



TOM MCCARTHY

Now in his 24th season in the big leagues, Tom McCarthy is in the 17th year of his second tour of duty with the Phillies doing television play-by-play. In his first stint with the club, he spent five seasons (2001-05) as the host of the pre- and postgame radio shows, while also doing radio play-by-play. He also hosted his own weekday afternoon-drive show on ESPN Radio 920 AM, which concentrated on local sports. He spent the 2006-07 seasons as a radio broadcaster with the New York Mets on WFAN before returning to the Phillies in November 2007.

A graduate of The College of New Jersey (BA degree in communications), Tom spent six seasons with the Trenton Thunder, the former double-A affiliate of the Boston Red Sox. He was hired as director of public and media relations in 1993 and promoted to assistant general manager in 1996, while also working as one of the team's broadcasters, doing play-by-play on radio and television for CN8.

After the 1999 season, Tom left the Thunder to pursue a full-time career in broadcasting, creating the first local-driven show on ESPN Radio 1680 AM. He also used to work national shows for ESPN Radio.

Tom has done extensive broadcasting for collegiate sports in his career. He currently does NFL games for CBS, baseball for FOX, basketball and college football play-by-play for CBS College Sports Network (formerly CSTV) and NFL and college basketball games for Westwood One, after three years of doing NFL games with Sports USA Radio. Previously, he worked as the radio voice of the Saint Joseph's University men's basketball team (2004-09) and the play-by-play voice for Rutgers University football (2001-03), as well as Princeton University football (1995-2000) and men's basketball (1995-2003).

In 2000, Tom earned a Mid-Atlantic Emmy Award for his work on CN8 and is a two-time winner (2002 & 2004) of the Achievement in Radio Award for Best Local Sports Coverage. He also received the Radio/TV Excellence Award from the New Jersey Sportswriters Association in January 2007 and the Good Guy Award in 2009. He was inducted into the Trenton Baseball Hall of Fame in the summer of 2011 and had the radio booth at Trenton's Waterfront Park named after him. Additionally, he was named the 2013 Sportscaster of the Year by the National Sportscasters and Sportswriters Association and was inducted into the Irish American Baseball Hall of Fame in June 2019. In March 2022, Tom received the Bob Vetrone Award, which recognizes those whose service, professionalism and commitment have made a lasting contribution to the student-athletes and institutions of the Atlantic 10 Conference.

Born in Jersey City, N.J., Tom and his wife Meg live in Allentown, N.J. They have two sons, Patrick and Tommy, and two daughters, Maggie and Kerri. Patrick, a broadcaster for the New York Mets, filled in for his dad for a few games in 2021-22 when he was with triple-A Lehigh Valley.



JOHN KRUK

One of the most popular and colorful players in Phillies history, John Kruk rejoined the club's broadcast team in January 2017. He had previously been a color analyst for the team in 2003, the final season at Veterans Stadium.

Prior to rejoining the Phillies broadcast team, John spent 13 years with ESPN as both a color commentator on "Sunday Night Baseball" and a studio analyst for "Baseball Tonight." He also worked for FOX and co-hosted "The Best Damn Sports Show Period." In 2001, he was a hitting coach for the Phillies' double-A team in Reading, Pa., before transitioning to a role assisting the club with suite sales for Citizens Bank Park. John also acted in several films, including the baseball-themed movie, *The Fan*, starring Robert DeNiro and Wesley Snipes.

John played 10 years in the major leagues, six of them with the Phillies, and was a member of the 1993 National League championship team when he posted career bests with a .316 batting average and a .430 on-base percentage. He made three consecutive All-Star teams (1991-93) as a Phillie, which included a memorable at-bat against future Hall of Famer Randy Johnson at the 1993 Midsummer Classic.

The San Diego Padres selected John in the third round of the 1981 draft. At the major league level, he played for the Padres (1986-89), Phillies (1989-94) and Chicago White Sox (1995). John finished his playing career with a .300 batting average, a .397 on-base percentage, 199 doubles, 100 home runs and 592 RBI in 1,200 games.

In 2003, John was selected to the All-Vet Team, which honored the best Phillies to play each position at Veterans Stadium, and he was inducted into the Phillies Wall of Fame in 2011.

John and his wife Melissa live in Naples, Fla., with their son Kyle and daughter Keira.



BEN DAVIS

Ben Davis enters his 10th season in the booth after joining the Phillies broadcast team in February 2015. He previously spent four years as an in-studio baseball analyst for NBC Sports Philadelphia and made occasional appearances on 94.1 WIP's morning show.

A local product, Ben was selected by the San Diego Padres as the second overall pick in the 1995 draft out of Malvern Preparatory School and went on to have a seven-year (1998-2004) major league career with the Padres (1998-2001), Seattle Mariners (2002-04) and Chicago White Sox (2004). Ben converted to pitcher for the final three seasons (2008-10) of his professional career, spent with single-A Sarasota in the Cincinnati Reds organization and the Camden Riversharks of the independent Atlantic League.

Ben currently resides in West Chester, Pa., with his wife Megan and their four children.

PHILLIES BROADCASTERS



RUBEN AMARO JR.

Over the past four decades, Ruben Amaro Jr. has held several positions with the Phillies – general manager, assistant general manager, player, bat boy and now color analyst. Ruben joined the broadcast team in 2020 for select Phillies telecasts and had his role expanded for the 2021 season. In addition, he joined MLB Network as an on-air analyst in March 2022.

A Philadelphia native, Ruben was a batboy for the Phillies from 1980-83 when his father, Ruben Sr., a former shortstop with the club, was first base coach. He is a 1983 graduate of the William Penn Charter School, where he played both baseball and soccer. In 1987, he earned a bachelor's degree in human biology from Stanford University and was a member of the NCAA championship baseball team.

After being selected by the Angels in the 11th round of the June 1987 draft, Ruben made his major league debut with the club in 1991. Following that season, he was traded to his hometown Phillies, where he spent five of his final seven big league seasons (1992-93, 96-98). His only time away was 1994-95, when he played for Cleveland. Ruben played for two league champions – the pennant-winning 1993 Phillies and the 1995 Cleveland club that captured the AL crown. In 1996, he ranked third among National League pinch-hitters with a .387 average.

At the conclusion of the 1998 season, Ruben moved into the Phillies front office as assistant general manager and held that position through 2008 under both Ed Wade and future Hall of Famer Pat Gillick. After the Phillies' World Series win in 2008, Gillick transitioned into a new role and Ruben succeeded him as GM.

In his first year as GM, the Phillies won the NL pennant, making it to the seventh World Series in club history, and the team's 93 wins were the most in 16 years (97 wins in 1993). Following the season, Ruben was named Executive of the Year by the Philadelphia Sports Writers Association (PSWA), and the Phillies were honored as both the Team of the Year by the PSWA and Organization of the Year by *Baseball America*. Over a two-year span (2010-11), he constructed a team that had the best records (97-65 and 102-60, respectively) in the major leagues. Prior to 2010, the Phillies had never posted the best record over the course of a major league season.

Ruben left the Phillies toward the end of the 2015 season and spent the next three years as first base coach and outfield instructor for the Boston Red Sox (2016-17) and New York Mets (2018). He worked as a scout for the Mets in 2019.

Ruben lives in Philadelphia with his partner Lori and has two daughters, Andrea and Sophia.



MIKE SCHMIDT

Hall of Famer Mike Schmidt had his role with the Phillies expanded in 2014 when he returned to the Phillies broadcast booth for Sunday home games. From 2015-18, he also worked Saturday home telecasts. Mike previously worked as a Phillies broadcaster during the 1990 season.

(For a complete bio, please see page 26 of the Phillies Media Guide.)



TARYN HATCHER

Taryn Hatcher joined NBC Sports Philadelphia's Phillies broadcast team in 2023 as a sideline reporter. She has also worked as a sideline reporter covering the Flyers and 76ers as well as an in-studio host, field reporter and anchor since joining NBCSP in 2018.

Beyond her duties with NBC Sports Philadelphia, Taryn has covered the Stanley Cup Playoffs on TNT, college football for Big Ten Network and Penn Relays for NBC Sports Network.

A native of Delran, N.J., Taryn previously worked as a sports anchor and reporter in Honolulu, Hawaii, at Hawaii News Now KGMB/KHNL. During her time in the Aloha State, she covered a variety of sports, including the Pro Bowl, Tua Tagovailoa's breakout high school seasons, LPGA and PGA events and the Triple Crown of Surfing.

Taryn broke into the business while a student at Rutgers University, making appearances on Big Ten Network as a sideline reporter and serving as an intern with NBC Sports Philadelphia.

PHILLIES BROADCASTERS



SCOTT FRANZKE

Scott made his Phillies debut in 2006, when he was named the pre- and postgame host for Phillies radio broadcasts and did radio play-by-play in the middle innings. In 2007, he took over as the main play-by-play commentator for Phillies radio broadcasts, working with Larry Andersen. The duo was honored at the Philadelphia A.I.R. (Achievement in Radio) Awards, winning for Best Live Sports Event Coverage in 2007 and 2008. Additionally, they received the Bill Campbell Award for excellence in local broadcasting from the Philadelphia Sports Writers Association in 2017. Scott was also the winner of the 2010 and 2015 Pennsylvania Sportscaster of the Year Award, given by the National Sportscasters and Sports Writers Association.

A 1994 graduate of Southern Methodist University (SMU) with a degree in broadcast journalism, Scott began his radio career as a talk show host with Prime Sports Radio, a national all-sports radio network based in Dallas. He worked for two seasons as the part-time pre- and postgame host for his hometown Texas Rangers (1997-98) before becoming the voice of the Kane County Cougars, a single-A affiliate of the Florida Marlins (1999-2001). In 2000, Scott covered the Summer Olympics in Sydney, Australia, for Sporting News Radio. He spent four years (2002-05) in his second stint with the Rangers as the full-time studio host of the pre- and postgame shows and fill-in play-by-play announcer, winning the 2003 Katie Award for Best Radio Play-by-Play Sportscast from the Press Club of Dallas.

Scott was born in Dallas, Texas, and currently lives in Gladwyne, Pa., with his wife Lori, son Gus and twin daughters Loretta and June.



LARRY ANDERSEN

Larry is in his 27th season serving as a color analyst for Phillies games, making him the club's longest-tenured active broadcaster. He chose to reduce his schedule in 2018 and now calls mostly home games, along with select road series.

Larry began his broadcast career with the Phillies in 1998. He had been offered a position on the Houston Astros' broadcast team in 1997 when Larry Dierker moved from the booth to become manager, but opted instead to become pitching coach for the Phillies' triple-A affiliate at Scranton/Wilkes-Barre. In 2008, he and his partner Scott Franzke won for Best Live Sports Event Coverage at the Philadelphia A.I.R. (Achievement in Radio) Awards, the second straight year they won that category. In 2017, the duo was honored with the Bill Campbell Award for excellence in local broadcasting by the Philadelphia Sports Writers Association.

A former relief pitcher who played 25 years of professional baseball, including 17 seasons in the major leagues with Cleveland (1975-79), Seattle (1981-82), Houston (1986-90), Boston (1990), San Diego (1991-92) and two stints with the Phillies (1983-86; 93-94), Larry was 40-39 with 49 saves and a 3.15 ERA in 699 career games (1 start). In 1987, he pitched 101.2 innings, all in relief, and in 1989-90, he posted ERAs below 2.00 – 1.54 ERA in 1989 and 1.79 ERA in 1990.

Larry is famously known for being traded from the Red Sox for future Hall of Famer Jeff Bagwell in August 1990. He pitched in two World Series with the Phillies in 1983 and 1993, and also appeared in the ALCS twice, with Houston in 1986 and Boston in 1990. Larry holds the Phillies' club record for longest consecutive scoreless streak by a reliever (32.2 IP), set in 1984. It is also the third-longest among all Phillies pitchers, trailing Grover Alexander's 41.0 scoreless innings in 1911 and Cliff Lee's 34.0-inning streak in 2011.

After graduating from Interlake High School in Bellevue, Wash., in 1971, he was drafted by Cleveland in the seventh round and made his major league debut with the club in 1975. Following his playing career, Larry spent three seasons as a minor league pitching coach, first with double-A Reading (1995-96) and then Scranton/Wilkes-Barre (1997). He also served as a guest instructor at Phillies spring training for five years (2013-17).

Born in Portland, Ore., Larry has two daughters, Angie and Tania, and one son, Chase. He and his wife Kristi live in Philadelphia.



GREGG MURPHY

Gregg Murphy joined the Phillies television broadcast team in 2012, bringing viewers closer to the action by reporting from the field, dugouts and elsewhere throughout the ballpark during games. He added some play-by-play duties in 2014 and continued in both roles through the 2020 season. In 2021, Gregg moved over to the radio side to handle pre- and postgame show duties, while occasionally filling in for Scott Franzke on play-by-play.

Originally hired as part of the on-air team at NBC Sports Philadelphia in December 2008, Gregg is a multiple Emmy winner and nominee in numerous categories, including sports reporting. He was also recognized twice as the winner of the Associated Press Outstanding Talk Program for "Out of Bounds," a program he hosted earlier in his career.

Before joining NBC Sports Philadelphia, he was at CN8, "The Inquirer High School Sports Show" and WFMZ in Allentown, Pa. A 1993 graduate of St. Joseph's University with a degree in English, Gregg has reported on many notable sports events, including the NCAA Tournament, Super Bowl, World Series and NBA Finals.

Born in Meadowbrook, Pa., Gregg was raised in Mt. Laurel, N.J., and attended Holy Cross High School in Delran, N.J. He gives his time and hosting talents to the Families Behind the Badge Foundation, which benefits Philadelphia police officers.

Gregg lives in Mullica Hill, N.J., with his wife Christa. Together they have five children: one daughter, Quinn, and four sons, Matthew, Colin, Shane and Beckett.

PHILLIES BROADCASTERS



KEVIN STOCKER

A member of the 1993 Phillies National League championship team, Kevin Stocker rejoined the Phillies radio broadcast team in 2022. He previously served in that capacity in 2018, working select road games, after calling six games in the two prior seasons.

In addition to his work with the Phillies, Kevin was also a college baseball color analyst for the Pac-12 Network and CBS Sports Network from 2002-22. A former college player himself, Kevin was selected by the Phillies in the second round of the 1991 draft out of the University of Washington. He played eight seasons in the major leagues, including his first five (1993-97) with the Phillies. In 545 games for the club, Kevin batted .262 with a .347 on-base percentage. He made his major league debut on July 7, 1993, and played all 20 innings of the Phillies' win over the Los Angeles Dodgers that night.

During the 2017 season, Kevin also broadcast four Major League Baseball games as part of the Intel True VR Game of the Week venture between MLB and Intel Corporation.

Kevin currently resides in Newtown Square, Pa., with his wife Brooke. They have three children, daughter McKenna and sons Logan and Zach.



BILL KULIK

The 2024 season marks Bill Kulik's 20th season as a member of the Phillies' Spanish broadcasting team and his 30th in professional baseball as a broadcaster and producer of Spanish-language sports content.

Bill established the Spanish Béisbol Network in 2001 and the company has continued to grow, adding Spanish broadcasting rights to the Philadelphia Eagles in 2012. Prior to his time with the Phillies, Bill called games for the Boston Red Sox and, between the two clubs, has been part of five World Series broadcasts (2004; 2007-09; 2022).

A native New Englander, Bill lived in Latin America for 10 years, earned a bachelor's degree from Bryant University in marketing and went to graduate school at Boston College. He and his wife Chesco reside in Moorestown, N.J., and have six children: Amanda, Arielle, KJ, Bryce, Seychelle and Quinlan.



OSCAR BUDEJEN

Oscar joined Phillies Spanish radio broadcasts in 2021, working alongside Bill Kulik. He has two decades of sports broadcasting experience in the Hispanic market in the U.S. and across Latin America covering MLB, NFL, college football and the NBA. He has called multiple Super Bowls, World Series and NBA Finals in Spanish. He also currently serves as the color analyst for the Eagles Spanish radio broadcasts.

Oscar is also an accomplished global business executive who has worked in leadership positions for world-class organizations like Procter & Gamble, The Coca-Cola Company and Aramark. At Coca-Cola, he managed the company's sports and entertainment assets around the world including MLB, NBA, FIFA and Disney, among many others.

Oscar is a passionate advocate for the development of the Hispanic community and has served as an advisor for multiple Hispanic organizations, such as Congreso, The National Hispanic Corporate Council and Hispanic Business Development Center.

Born in Caracas, Venezuela, Oscar received his MBA from Mercer University and he currently resides in Philadelphia with his family.



ANGEL CASTILLO

Angel Castillo rejoined the Phillies in 2024 for his third stint with the Spanish radio broadcast team. He first started covering the team in 2005 for *Impacto Latino* newspaper before making his debut on Phillies Spanish radio in 2006. He left the Phillies for four years (2008-11) to work on the Washington Nationals Spanish radio broadcasts before returning to the club in 2012 for another 10 seasons.

From 2022-23, Angel produced and hosted a Spanish sports talk show called "Sabado Deportivo," which aired on WTTM 1680 AM in Philadelphia and South Jersey. It was his second show on the station, having previously produced his own sports radio show called "Deportes de Aquí y de Allá," which aired weekdays from 2006-08. Most recently, Angel served as the play-by-play announcer for ALDS playoff games on MLB Network alongside former major leaguer Yonder Alonso.

Angel was born in Santo Domingo, Dominican Republic, and is a graduate from Superior School of Locution and Social Communication in the DR with a concentration in social communication. He has lived in Philadelphia since 2001 and he and his wife, Michel, have two sons, Brian and Brandon.

PHILLIES BROADCAST TEAMS

YEAR(S) BROADCAST TEAM

1936	Bill Dyer and Dolly Stark
1937	Dyer and Taylor Grant
1938	Walt Newton and Stoney McLinn
1939	Byrum Saam and Newton
1940	Saam and Les Vines
1941-42	Saam and Grant
1943-46	Saam and Roy Neal
1947-48	Saam and Chuck Thompson
1949	Saam and George Walsh
1950-51	Gene Kelly and Bill Brundige
1952	Kelly and Claude Haring
1953	Kelly and Walsh
1954	Kelly, Walsh and Herb Carneal
1955-59	Kelly, Saam and Haring
1960-62	Saam, Haring and Frank Sims
1963-70	Saam, Rich Ashburn and Bill Campbell
1971-73	Saam, Ashburn and Harry Kalas
1974-75	Saam, Ashburn, Kalas and Robin Roberts
1976	Ashburn, Kalas, Roberts and Andy Musser
1977-79	Ashburn, Kalas, Musser and Chris Wheeler
1980-82	Ashburn, Kalas, Musser, Wheeler and Tim McCarver
1983-86	Ashburn, Kalas, Musser and Wheeler
1987-89	Ashburn, Kalas, Musser, Wheeler and Garry Maddox
1990	Ashburn, Kalas, Musser, Wheeler, Maddox, Jim Barniak and Mike Schmidt
1991	Ashburn, Kalas, Musser, Wheeler, Maddox, Barniak, Jim Fregosi and Kent Tekulve
1992-93	Ashburn, Kalas, Musser, Wheeler, Maddox, Tekulve and Jay Johnstone
1994-95	Ashburn, Kalas, Musser, Wheeler, Maddox, Tekulve and Todd Kalas
1996	Ashburn, Kalas, Musser, Wheeler, Maddox, Tekulve, T. Kalas and Larry Rosen
1997	Ashburn, Kalas, Musser, Wheeler and Tekulve
1998	Kalas, Musser, Wheeler and Larry Andersen
1999-2001	Kalas, Musser, Wheeler, Andersen and Scott Graham

YEAR(S) BROADCAST TEAM

2002	Kalas, Wheeler, Andersen and Graham
2003	Kalas, Wheeler, Andersen, Graham and John Kruk
2004-05	Kalas, Wheeler, Andersen, Graham and Tom McCarthy
2006	Kalas, Wheeler, Andersen, Graham and Scott Franzke
2007	Kalas, Wheeler, Andersen, Franzke and Gary Matthews
2008-09	Kalas, Wheeler, Andersen, Franzke, Matthews and McCarthy
2010-11	Wheeler, Andersen, Franzke, Matthews, McCarthy and Jim Jackson
2012-13	Wheeler, Andersen, Franzke, Matthews, McCarthy, Jackson and Gregg Murphy
2014	Andersen, Franzke, McCarthy, Jackson, Murphy, Jamie Moyer, Matt Stairs and Mike Schmidt
2015-16	Andersen, Franzke, McCarthy, Jackson, Murphy, Stairs, Schmidt and Ben Davis
2017	Andersen, Franzke, McCarthy, Jackson, Murphy, Schmidt, Davis and John Kruk
2018	Andersen, Franzke, McCarthy, Jackson, Murphy, Schmidt, Davis, Kruk, Kevin Frandsen, Kevin Jordan and Kevin Stocker
2019	Andersen, Franzke, McCarthy, Jackson, Murphy, Schmidt, Davis, Kruk, Frandsen and Jimmy Rollins
2020	Andersen, Franzke, McCarthy, Jackson, Murphy, Schmidt, Davis, Kruk, Frandsen, Rollins and Ruben Amaro Jr.
2021	Andersen, Franzke, McCarthy, Murphy, Schmidt, Davis, Kruk, Frandsen, Rollins and Amaro
2022	Andersen, Franzke, McCarthy, Murphy, Schmidt, Davis, Kruk, Rollins, Amaro, Stocker, Michael Bourn, Chad Durbin, Erik Kratz
2023	Andersen, Franzke, McCarthy, Murphy, Schmidt, Davis, Kruk, Amaro, Stocker and Taryn Hatcher

PUBLIC ADDRESS ANNOUNCER



Dan Baker has the distinction of being the longest-tenured public address announcer in Major League Baseball, an honor he achieved in 2008. After missing the 2020 season due to health concerns, the 2024 season will be his 52nd with the Phillies after starting with the team in 1972.

During his 50+ years, Dan has been the on-field voice of the Phillies for over 4,000 games, including six World Series and two All-Star Games in two ballparks, Veterans Stadium and Citizens Bank Park. Dan also served as the PA announcer for the NFL's Philadelphia Eagles for 29 years (1985-2013) without missing a regular season or postseason game. He announced three NFC Championship games (2002-04) and each Army-Navy game that has been played at Lincoln Financial Field.

Away from the professional ranks, Dan has been the play-by-play voice for Big 5 basketball (1977-98), Drexel University basketball (1997-2012), Temple University football (1977-83) and University of Pennsylvania football (1986-88). As executive secretary, Dan helped preserve the Philadelphia Big 5 basketball tradition from 1981 through 1996. In 1997, he was inducted into the Big 5 Basketball Hall of Fame, one of six local sports Halls of Fame in which he is enshrined. He was inducted into the Broadcast Pioneers of Philadelphia Hall of Fame in November 2019. In March 2022, he was honored by Coaches vs. Cancer with the Dinsmore Award, given annually to an inspiring cancer survivor in the Philadelphia basketball community. Most recently, Dan was honored by the Philadelphia Sports Writers Association in January 2023 with a Lifetime Achievement Award and Most Courageous Person Award.

Since 2008, Dan has co-hosted the "Bull Session" with Phillies Wall of Famer Greg Luzinski every Monday during the baseball season on WBCB 1490 AM.

Dan and his wife Cathy – a former Phillies employee – live in West Deptford, N.J. They have two children, Darren and Courtney.

PHILLIES TELEVISION NETWORK

The Phillies enter their 27th season in 2024 with the all-sports cable network NBC Sports Philadelphia. NBCSP and NBCSP+ will once again carry the bulk of the games, along with “Phillies Pregame Live” and “Phillies Postgame Live” programming. Additional games will be aired by Philadelphia’s NBC10, including the season opener on March 28 at 3:05 p.m. when the Phillies host the Atlanta Braves at Citizens Bank Park.

Besides the local broadcasts, the Phillies are scheduled to make three appearances on ESPN: May 5 vs. the San Francisco Giants, June 9 against the New York Mets in London and July 10 vs. the Los Angeles Dodgers. There will also be five games carried nationally on FOX: June 1 vs. the St. Louis Cardinals, June 8 against the Mets in London, July 6 at Atlanta, Aug. 22 at Atlanta and Aug. 31 vs. Atlanta. Two additional Friday night games will be streamed on Apple TV+: May 3 vs. San Francisco and June 21 vs. the Arizona Diamondbacks. Please visit phillies.com for the most up-to-date broadcast schedule.

Fans can enjoy complete coverage of the Phillies with the NBC Sports mobile app. Authenticated NBCSP subscribers can access local market games and pre- and postgame shows, as well as live and on-demand video, podcasts and written coverage, from anywhere in the United States.



PHILLIES RADIO NETWORK



All Phillies games can be heard on the team’s flagship station, SportsRadio 94WIP (94.1 FM). In addition to WIP, Phillies baseball can be heard on the 15-station Phillies Radio Network throughout the tri-state area. Once again, games will be broadcast in Spanish and aired on WTTM (1680 AM), with Bill Kulik, Oscar Budejen and Angel Castillo behind the microphone. Spanish-language broadcasts are also available using the SAP function during Phillies Television Network games.



PENNSYLVANIA

City	Station	Frequency
Philadelphia#	WIP	94.1 FM
Lebanon	WLBR	1270 AM
Levittown	WBCB	1490 AM
Northumberland	WEGH	107.3 FM
Pottsville	WPPA	1360 AM
Reading	WEEU	830 AM
Scranton	WEJL	630 AM
Wilkes-Barre	WBAX	1240 AM
Williamsport	WRAK	1400 AM
York	WOYK	1350 AM

DELAWARE

City	Station	Frequency
Wilmington	WDEL	1150 AM 101.7 FM

NEW JERSEY

City	Station	Frequency
Lindenwold#*	WTTM	1680 AM
Atlantic City*	WIBG (night games)	1020 AM
Trenton*	WHWH (night games)	1350 AM
Wildwood	WZXL	100.7 FM

Flagship station; * Spanish broadcast



2024 MEDIA INFORMATION

BALLPARK ENTRANCE

All media should enter Citizens Bank Park at the Staff & Media Entrance located on Darien Street (east side of the ballpark).

CLUBHOUSES

Both clubhouses are on the Service Level (visiting, third base side; Phillies, first base side). The Service Level is one level below street level (Main Concourse). Shortly after entering the Staff & Media Entrance, there is a stairway on the right side that accesses the Service Level. Or, see ELEVATOR.

MEDIA INTERVIEW ROOM

The Media Interview Room is also on the Service Level located behind home plate between the two clubhouses. Press conferences, as well as the manager's postgame media conference, are held in this room.

PRESS BOX

The Press Box, including broadcast booths, Press Dining Room, Media Relations Workroom and library, is located on the Hall of Fame Club Level behind home plate.

ELEVATOR

An elevator dedicated to the media is located behind home plate. After entering the ballpark at the Staff & Media Entrance, turn left on the Main Concourse and walk toward home plate. Look for the "Media Only" sign on the Main Concourse. This elevator will access the Service Level (clubhouses, Media Interview Room, field) and Press Box (Level 2).

STAIRWAY

A stairway is adjacent to the media elevator and can be used to access all levels.

FIELD ACCESS

Access to the field for all media is through a field level entrance adjacent to the visiting team's third base dugout. This runway can be accessed via a hallway located between the elevator and Media Interview Room on the Service Level. Media seeking to return to the Press Box during batting practice or any other time when the Phillies clubhouse is closed are required to use this entrance to return to the media elevator. The field and dugouts will be cleared of all non-uniformed personnel 45 minutes prior to game time. We thank you for your cooperation.

Please note: Media are asked to avoid standing on the grass.

MEDIA RELATIONS WORKROOM

Located behind the broadcast booths is a Media Relations Workroom that contains a copier and supplies, plus a workstation for the visiting PR representative. All media notes will be reproduced in this room pre-game. A complete baseball library providing numerous publications for research purposes is located adjacent to the Workroom. See a Baseball Communications representative for access to the Media Relations Workroom and library. Please keep in mind the Media Relations Workroom is to be used for reference purposes only.

PHOTO WORKROOM

The Photo Workroom is located on the Service Level behind home plate in the hallway that leads to the third base field entrance. Still photographers have field level positions at the outfield end of both the third base and first base dugouts.

CREDENTIALS

Working press credentials or Baseball Writers' Association of America credentials are required in order to gain access to the ballpark and other locations (field, clubhouses, Media Interview Room, Press Box and Press Dining Room).

Photographer credentials provide access to the field, Press Dining Room, Media Interview Room, Photo Workroom and field level photo positions.

LOST CREDENTIALS

Those members of the media who lose a Phillies credential will be asked to submit a \$25 check to The Phillies, prior to being issued a new credential.

ACCESS TO CLUBHOUSES

Both clubhouses will be open to the media for a minimum of 50 minutes before the start of the game, in accordance with Major League Baseball regulations, at a time determined by the public relations staff. The Phillies clubhouse is closed when the team is on the field taking batting practice. Media needing interviews when the clubhouse is not open should make arrangements with a Baseball Communications representative.

Please note that the clubhouse is open for conducting or coordinating interviews, not for lounging or socialization. Both teams appreciate your cooperation.

Cell phones: According to a Major League Baseball directive, members of the media must have cell phones turned off upon entering the clubhouse. Absolutely no transmitting (phone calls/texts/e-mails/social media updates) is allowed in the clubhouse.

MANAGER AVAILABILITY

The manager is available before and after every Phillies home game.



2024 MEDIA INFORMATION

MEDIA DRESS CODE

In accordance with a MLB directive, media covering games and MLB events are asked to dress in an appropriate and professional manner that reflects their respect for their colleagues, the teams and the players they are covering. Clubhouses, dugouts, press boxes, interview rooms and the playing field are working areas, and the Phillies, as well as MLB, expect members of the media to adhere to a business casual dress code. In that regard, media members are requested to follow these guidelines:

- Flip-flops are not permitted in clubhouses
- Jeans should be clean, neat and presentable (e.g., ripped jeans should be avoided)
- T-shirts bearing offensive, disrespectful or inappropriate messages are not permitted
- Clothing bearing MLB club logos should not be worn in the press area
- Clothing should be appropriate for a business casual work environment. The following are some non-exclusive examples of apparel that should be avoided:
 - Sheer or see-through clothing
 - Excessively short skirts, dresses or shorts (e.g., cut more than 3-4 inches above the knee)
 - Tank tops, muscle shirts, one-shouldered or strapless shirts
 - Clothing exposing bare midriffs or visible undergarments

We ask all members of the media to respect these guidelines. MLB will consider appropriate actions in those cases in which the guidelines are violated.

PRESS BOX SEATING

Some seats in the three-row Press Box are permanently assigned. Check the seating diagram posted daily in the Press Box area. Radio and TV media members occupy the first base end of the Press Box; print media the home plate end. Please keep in mind the Press Box is a working area, not a spectator location. Children and friends are prohibited.

INTERNET

Wireless internet is available throughout the press box area and in the photo workroom.

PRESS DINING ROOM

Located behind the Press Box, the Press Dining Room opens one and a half hours prior to game time. The meal price is \$10, and food is served until 30 minutes after the start of the game. The beverage area remains open during the game and postgame. Children and friends are prohibited.

SMOKING

Smoking is not permitted inside Citizens Bank Park.

STAFF

We look forward to working with you during the 2024 baseball season. Our offices are located on the Suite Level, which is one level below the Press Box/Hall of Fame Club Level.



Bonnie Clark
Vice President,
Communications and
Sr. Advisor to the
Managing Partner
(x5371)



Kevin Gregg
Vice President,
Baseball
Communications
(x2041)



Chris Ware
Director,
Baseball
Communications
(x5245)



Elyssa Kaplan
Coordinator,
Baseball
Communications
(x5248)



Dillon Siddiqi
Baseball
Communications
Assistant
(x5244)



Deb Rinaldi
Director, Business
Communications
(x5391)



Lauren Testa
Coordinator,
Communications
(x5496)



Diego D'Aniello
Spanish Language
Interpreter

PHILLIES IN THE COMMUNITY

Through both Phillies Charities, Inc. and the club's ongoing community outreach efforts, the Phillies have a continued presence in the community throughout the year.



Phillies Charities, Inc. is the charitable arm of the Phillies organization, serving Pennsylvania, New Jersey and Delaware, as well as areas near the Phillies' minor league affiliates. Continued fan support enables fundraisers, including the **Phantastic Auction**, **Phillies Charities 50/50 Drawing**, **Phillies Charities 5K** presented by Fox Chase Cancer Center and many memorabilia auctions, to contribute largely to a Phillies Charities Grant Fund. Grants are awarded on a regular basis to primarily local organizations serving a wide variety of needs. In 2023, more than \$2.1 million in grants was distributed to charitable causes.

The **Phillies Wives** are committed to giving back and lending their time and efforts to support local charities. Each year, several of the Phillies Wives serve on the board of Phillies Charities and work together to represent the club on charitable projects or fundraisers. Most recently, the Phillies Wives partnered with Prom Series and Turning Points for Children to provide back-to-school clothing for teenage girls living in foster care.

Phillies players lend their support by dedicating time to connecting with individuals, groups and families throughout the year.

In 2023, Aaron Nola hosted his inaugural **Bowling for the Troops** to benefit Team Red, White & Blue, a nonprofit organization which enriches the lives of veterans by guiding them through a lifestyle that focuses on mental and physical health. Nola has also co-hosted fundraisers for the ALS Association—Mississippi Chapter, including **Strike Out ALS**.

Paige and Kyle Schwarber thank frontline heroes and first responders through their community ticket program, **Schwarber's Neighborhood Heroes**. Throughout each season, groups including local police officers, firefighters and military veterans are treated to special experiences at Citizens Bank Park. In addition, in 2023, **Schwarber's Block Party**, an event to thank and support local first responders for all their hard work, sacrifices and bravery, raised over \$300,000.

Kristin and Trea Turner host families from the **V Foundation for Cancer Research** throughout the season in support of the fight against pediatric cancer.



Taijuan Walker teams up with **Turning Points for Children**, an organization that brings social and health services to vulnerable people, to serve free tacos to fans who donate at the **Tai's Tacos** food truck.

Throughout each season, players spend time meeting with patients and granting wishes through the **Make-A-Wish Foundation**.

The Phillies support over 6,000 youth baseball and softball players through the **Nike RBI** (Reviving Baseball in Inner Cities) program. Uniforms, equipment and instructional clinics are just some of the resources provided to local leagues. Additional events are provided for RBI players and coaches including coaching clinics, player skill development and body care. The Nike Jr. RBI League is sponsored by Citizens while the Nike RBI League is sponsored by Nike and Richman's Ice Cream.

The **Phillies MLB Urban Youth Academy** provides free, year-round instruction to RBI participants and local athletes in Philadelphia through both the baseball and softball fields in FDR Park and the Ryan Howard Training Center. Throughout the year, in-classroom and on-field programming is held by instructors and members of the Phillies organization to help develop players on and off the field. Programming includes a leadership course instructed by Umps Care Charities, a character development course led by Get in the Game, offseason workouts, position-specific instructional work and education on the college recruitment process for high school athletes looking to further their baseball or softball careers. Players from the academy have also participated in MLB's Breakthrough Series, Commissioner's Cup, Elite Development Institute and the Jennie Finch Classic.

Each year, the Carpenter Cup Classic presented by Nike gives participants from local high schools the chance to showcase their skills in front of scouts and college coaches.

Over 10,000 children participate in the annual Phillies **Home Run Derby** presented by Berkshire Hathaway Fox & Roach, a baseball and softball hitting contest for boys and girls aged 7-12. Participants advance through local and regional competitions to reach the championship, which is held annually at Citizens Bank Park.

The Phillies host a variety of free educational programs for the local community. **Phantastic About Reading**, presented by Xfinity, encourages students in grades PreK-8 to read for a minimum of 15 minutes per day to improve literacy and comprehension skills. **Phillies Phitness**, presented by The GIANT Company, encourages children of all ages to start on the path to a healthy future through exercise and smart food choices. Through a partnership with the City of Philadelphia Parks & Recreation



PHILLIES IN THE COMMUNITY

Department, **Phillies Fundamentals**, sponsored by Chick-fil-A Greater Philadelphia, uses baseball to teach and reinforce academic skills to children during the summer months. **All-Star Students**, presented by LF Driscoll, recognizes students who go above and beyond during the school year, while the work of area educators is highlighted annually through **Teacher Appreciation Night**, powered by Constellation. **Citizens Weather Education Day** ▶, presented by NBC10 First Alert Weather, is an educational experience focused on weather that is enjoyed by thousands of children each year.



The Phillies continue to partner with OVG360 and Aramark with their **Red Goes Green** program, created in 2008 in an effort to be greener. Through Home Runs for Trees presented by Asplundh and a partnership with the Pennsylvania Horticultural Society, over 2,000 trees have been planted in the Delaware Valley.



Since 2011, **Phans Feeding Families**, the hunger relief partnership between the Phillies, Citizens, Aramark, Campbell Soup Company, Goya Foods, Hatfield Quality Meats, KPMG, SEPTA, The GIANT Company, Toyota, and Philabundance has raised more than \$675,000 and provided more than one million meals to people in need throughout the Greater Philadelphia area. Aaron Nola also lends his support annually to this event.

Making numerous community appearances throughout the year, the **Phillies Ballgirls** are ambassadors for the team both on and off the field. In addition to hosting an annual Christmas in July toy drive, the ballgirls act as captains of the Red Goes Green Team presented by WM and recognize a Ball Kid of the Month prior to home games.

In conjunction with Minding Your Mind, **Strike Out the Stigma** presented by GHOST Energy is a program focused on bringing important conversations to the forefront about the value of healthy life habits, supporting those around us and removing the negative connotation surrounding mental health.

The Phillies are dedicated to honoring all the men and women who have served or continue to serve our country. **Military appreciation** is celebrated annually during the Salute to Service Night presented by Toyota and First Responders Night. In addition, Rothman Hometown Heroes are recognized in-game throughout the season. The Phillies recently welcomed **Major** ▶, a service pup in training, to the family. Major's goal is to become a specialized service dog so he can be placed with a veteran with a psychological or physical disability.



Each season, the Phillies partner with **Major League Baseball** in supporting a variety of initiatives, including Armed Forces Weekend, **Childhood Cancer Awareness Day**, Father's Day, Jackie Robinson Day, Lou Gehrig Day, Memorial Day, Mother's Day, Play Ball Weekend, Roberto Clemente Day, September 11th Remembrance and Spirit Day.

The Phillies and The GIANT Company team up to host the annual Phillies **Summer of Giving**, which features a week of charitable events. Events included a Liberty USO school supply drive, Mickey Morandini's Cornhole Classic, Phillies Charities summer flash sale, Phillies Give Back at MANNA, a Phillies pep rally at Jefferson Moss Magee Rehabilitation Hospital and Project HOME bingo night.

The annual Phillies **Season of Giving** presented by SEI provides a way for the Phillies to give back to the community during the offseason. Events included hosting a Thanksgiving dinner at Hope Lodge, supporting hunger relief efforts at the Philabundance, delivering toys to children at the Ford PAL Center, the Phillies Ballgirls' ultimate holiday party, preparing and serving a holiday dinner at The Bethesda Project's Our Brother's Place and a holiday gift drop-off for patients at Jefferson Moss Magee Rehabilitation Hospital.

Front office employees volunteer their time each year through the **Phillies Give Back** program. Activities have included participating in a bocce ball tournament with athletes from **Special Olympics PA** ▶ and hosting a baseball and softball clinic for athletes from BaseABLE.



The Phillies are committed to diversity, equity and inclusion and fostering an inclusive culture. The Phillies support and provide Commissioner's Initiative tickets to organizations in the Philadelphia region that serve diverse communities and celebrate the history and culture of underrepresented groups during special events and theme nights throughout the year. In addition, the Phillies stay actively engaged in community and cultural events throughout the region and partner with diversity-focused organizations to keep diversity, equity and inclusion at the heart of everything that they do.

The Phillies' work in the community would not be possible without the dedication and support of the many partners and fans who support our mission. Learn more about the Phillies in the community and how you can get involved by visiting phillies.com/community.

CITIZENS BANK PARK DIRECTORY



ADDRESS

The Phillies
Citizens Bank Park
One Citizens Bank Way
Philadelphia, PA 19148-5249

PHILLIES CONTACT INFORMATION

Executive Offices 215-463-6000
Special Events (non-baseball events) 215-218-5100
New Era Phillies Team Store 267-570-2333

PURCHASING TICKETS

Ticket Sales and Information 215-463-1000
Ballpark Group Tours (25 or more) 215-218-5360
Online phillies.com

TICKET OFFICE

Located at the First Base Gate Entrance on Pattison Avenue.
For all home games, additional ticket windows are open on
Citizens Bank Way.

In-game: Ticket windows are located on the Main
Concourse (behind Section 124) and the Terrace Level
(behind Section 318).

NAMING RIGHTS

Citizens Bank, \$95 million over 25 years –
\$57.5 million for naming rights and \$37.5 million for the
Phillies broadcast media package.

DIMENSIONS

	Distances	Heights
Right field foul pole	330'	13'3"
Right field power alley	369'	13'3"
Center field, straightaway	401'	6'
The Angle (left of CF to LCF)	409'-387'-374'	19'-12'8"
Left field foul pole	329'	10'6"
Left field power alley	374'	10'6"

SEATING CAPACITY: 42,901

ENTRANCES

- First Base Gate (corner of Darien Street and Pattison Avenue)
- Third Base Gate (corner of Pattison Avenue and Citizens Bank Way)
- Left Field Gate (corner of Citizens Bank Way and Phillies Drive)
- Suite and Club Entrances: Home Plate (Pattison Avenue) West (Citizens Bank Way) East (Darien Street)

MLB's Go-Ahead Entry, which allows fans the ability to enter the ballpark at full walking speed without stopping, is now available at each main entrance gate (1B, 3B, LF). Registration is available on the MLB Ballpark App.

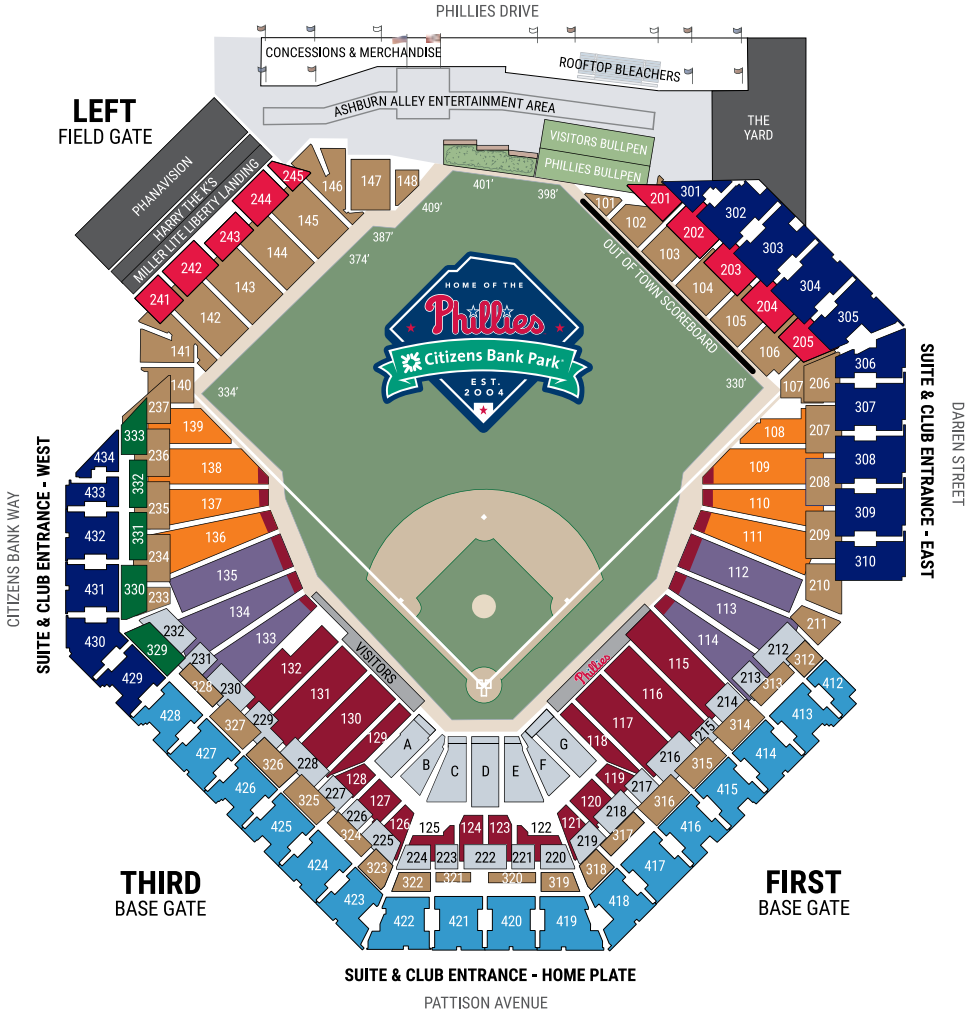
GATE OPENINGS

For 6:40 p.m. games, all gates open at 5:35 p.m.


For all other game times, all gates open 1½ hours prior to game time.



CITIZENS BANK PARK SEATING DIAGRAM



Visit phillies.com for seating and pricing information.



CITIZENS BANK PARK FACTS



This season the Phillies are celebrating the 20th anniversary of Citizens Bank Park, the state-of-the-art facility they moved into after 33 years at Veterans Stadium. The world-class ballpark – rated one of the best in the country – opened on April 3, 2004, with an exhibition game against Cleveland. Since that time, the Phillies have captured a World Series championship (2008), three National League pennants (2008-09, 2022) and five consecutive NL East titles (2007-11), while countless records have been broken both on and off the field.

ACCESSIBILITY: Excellent regional highway access for vehicles and Broad Street Subway Line for public transportation.

ACRES: 21-acre site, north side of Pattison Avenue between Citizens Bank Way and Darien Street.

ADA-FOCUSED DESIGN: With the help of an Americans with Disabilities Act (ADA) consultant, the park was designed to be universally accessible and comfortable for all fans with disabilities.

ARCHITECTS/DESIGN TEAM: EwingCole and HOK Sport+Venue+Event (HOK SVE).

BALLPARK DESTINATION AREAS:

Ashburn Alley: Festive outfield entertainment area named after Phillies Hall of Famer and former broadcaster Richie “Whitey” Ashburn; 625 feet in length covering 50,000 square feet. Highlights include:

- **Right Field: The Yard**, a 13,000-square-foot interactive kids’ baseball experience complete with Citizens Phan Field (a 70-foot AstroTurf-covered field), a Hatfield Phillies Franks Hot Dog Launcher, a 30-foot Phanatic Chevrolet Climbing Wall, Bullpen pitching area and Richman’s Ice Cream bar.



- **Other Alley highlights:** 10-foot statue of Richie Ashburn; Phillies All-Star Walk, bi-level bullpens, CP Rankin Rooftop, the ‘47 Alley Store, and more food and drink options including the Budweiser Batter’s Eye Bar, Jim Beam Cocktail Bar, Chickie’s and Pete’s, Campo’s, Tony Luke’s and Manco & Manco Pizza. The Alley also features the Yuengling Party Pavilion and Casamigos Bar in right field.

Left Field Plaza:

- **Photo Opportunities:** Features oversized World Series trophies and statues of retired numbers, including 1 (Richie Ashburn), 20 (Mike Schmidt), 36 (Robin Roberts) and 42 (Jackie Robinson). Other highlights include Phillies championship banners and the Toyota Phillies Wall of Fame. Plus, statues of Phillies retired numbers 14 (Jim Bunning) and 32 (Steve Carlton) greet fans as they approach the Left Field Gate.
- **Concessions & Social Areas:** Coca-Cola Corner, Bull’s BBQ, Miller Lite Liberty Landing and Leinenkugel’s Left Field.



Third Base Plaza:

- **Photo Opportunities:** Features statues of retired numbers including 15 (Dick Allen) and 34 (Roy Halladay). Plus, the iconic 19-foot-high Liberty Bell that was once located atop Veterans Stadium is prominently displayed as fans approach the ballpark.
- **Pass and Stow:** Opened in 2019, this 24,500-square-foot space features an outdoor Kona Big Wave Bar, Foundry Pizza featuring Manco & Manco, a family-friendly sports pub, TVs to catch game action and more. Pass and Stow is a historic nod to the Liberty Bell, which has been part of the Phillies brand and logo for many years. The name is derived from the two Philadelphia foundry workers, John Pass and John Stow, who recast the original bell in 1753, and whose names are inscribed on this important piece of American history.



- **Shake Shack:** Adjacent to Pass and Stow is the 6,000-square-foot Shake Shack, which offers its sit-down restaurant experience, with seating for 120 fans. This popular, modern-day “roadside” burger stand serves its classic burgers, crinkle-cut fries, hand-spun shakes and more.

CITIZENS BANK PARK FACTS

BUILDING SQUARE FOOTAGE: 1.15 million

BY THE NUMBERS:

Playing field: 23' below street level
Main concourse: street level
Suite level: 36' above field; 13' above main concourse
Hall of Fame Club concourse: 61' above field
Terrace concourse: 81' above field
Roof: 134' above field

CONCERTS: Going into 2024, Citizens Bank Park has hosted 36 concerts in the ballpark, with Jimmy Buffett & The Coral Reefer Band having the honor of being the first to perform on August 25, 2005. There are several concerts scheduled for 2024 at Citizens Bank Park, including **Morgan Wallen** on May 11, **Def Leppard & Journey** joined by **Steve Miller Band** on July 23, **Green Day** on August 9, and **Bruce Springsteen** on August 21 and 23.

In the summer of 2020, the Phillies and Live Nation hosted 'Live-In Drive-In,' a four-week drive-in concert and comedy series featuring live performances on stage in the parking lot at Citizens Bank Park. The series allowed fans to enjoy 14 live concerts, while still maintaining social distancing from the comfort of their own vehicle.

In addition, there have been 13 on-field postgame concerts held at the ballpark since 2016. For the 2024 season, there are two postgame concerts scheduled, both of which are presented by Jim Beam: **Riley Green** on Saturday, June 22 and **Kaskadee** on Saturday, July 27.



CONCESSIONS:

Joint venture between Aramark, the Phillies and World Wide Concessions. A wide variety of food and beverages, from traditional ballpark fare to foods with Philadelphia flavor, is available throughout the park at permanent locations and portable stands. The ballpark also features healthier and gluten-free food, and is rated among the top vegetarian-friendly ballparks in the country.



CONSTRUCTION MANAGEMENT TEAM: L. F. Driscoll Co. and Hunt Construction Group in association with Synterra, Ltd. and Don Todd Associates, Inc.

CONSTRUCTION MATERIALS:

- Aluminum curtainwall: 83,000 square feet
- Architectural precast panels: 97,000 square feet
- Bricks in architectural precast panels: 475,000
- CMU (concrete masonry unit): 320,000 square feet
- Foundation concrete: Approximately 52,000 cubic yards
- Gallons of paint: 11,602 (primer, intermediate and top coats)
- Hand-laid brick: 450,000 bricks
- Playing field: 440,000 cubic yards (594,000 tons) of soil was excavated to 23' below street level
- Playing surface: Kentucky Bluegrass on the infield (7,000 sq. ft.), Riviera Bermuda grass in the outfield and foul territory (94,000 sq. ft.). Bermuda grass is overseeded in the fall for spring play with perennial ryegrass. All grass is provided by Collins Wharf Sod Farm, Eden, MD.
- Steel H piles: Over 4,600 were driven to depths of 70 to 110 feet; 354,000 lineal feet; Highest piece of steel: scoreboard, 143'3" high; light towers, 165' high
- Structural steel: 11,800 pieces of steel; approximately 11,500 tons; 252,000 bolts

COOPERSTOWN GALLERY: Hall of Famers (Phillies and Philadelphia Athletics) are honored in this area of the Hall of Fame Club.

CP RANKIN CLUB: Premium seating area located behind home plate on Field Level; 1,281 wider, padded seats that include in-seat wait service. Guests also have use of the Clubhouse Lounge.



ELEVATORS: 15, 11 of which serve guests in the seating bowl.

ESCALATORS: Escalators are located near Sections 114, 126 and 140 to assist guests in reaching the Hall of Fame Club/Pavilion/Arcade and Terrace Level.

FINE ART: Original artwork by four local artists, Dick Perez, Dane Tilghman, Max Mason and Jonathan Mandell, is on display throughout the park. Also featured: "Phillies Dream Scene," a classic oil painting by Australian artist Jamie Cooper, on display in the Suite and Club Entrance Lobby.



FOUL POLES: Metal poles; 85 feet high

CITIZENS BANK PARK FACTS

FIRSTS

From April 12, 2004

Pitch	LHP Randy Wolf, 1:32 p.m.
Batter	Reds 2B D'Angelo Jimenez
Hit	Jimenez (double, 1st inning)
Single	Reds 3B Ryan Freel, (2nd)
Single by a Phillie	Wolf (3rd)
Double by a Phillie	1B Jim Thome (1st)
Triple	Reds RF Austin Kearns (9th)
Home run	RF Bobby Abreu (1st)
Walk	Reds C Jason LaRue (2nd)
Walk by a Phillie	CF Marlon Byrd (3rd)
Sacrifice bunt	Reds RHP Paul Wilson (2nd)
Stolen base	Byrd (3rd)
Run	Jimenez (1st)
Run by a Phillie	Abreu (1st)
RBI	Abreu (1st)
Strikeout	Reds CF Ken Griffey Jr. by Wolf (1st)
Wild pitch	Wolf (1st)
Win	Wilson
Loss	Wolf
Save	Reds RHP Danny Graves

Other Firsts (in chronological order)

Postponement	4/14/04, Phillies vs. Cincinnati, due to rain
Win by a Phillie	LHP Rheal Cormier, 4/15/04 vs. Cincinnati
Save by a Phillie	LHP Billy Wagner, 4/15/04 vs. Cincinnati
Night game	4/16/04, Phillies 4, Expos 2
Four-hit game	Thome, 4/16/04 vs. Montreal
Triple by a Phillie	SS Jimmy Rollins, 4/18/04 vs. Montreal
Walk-off HR	CF Doug Glanville, 4/18/04 vs. Montreal
Error	Thome, 4/20/04 vs. Florida
Extra-inning game	4/21/04 - Marlins 8, Phillies 7, 12 innings
Multi-homer game	Marlins 3B Mike Lowell (3), 4/21/04
Shutout	4/30/04, Wolf and Cormier, Phillies 4, Diamondbacks 0
CG shutout	5/20/04, RHP Brett Myers, Phillies 4, Dodgers 0
Grand slam	Braves CF Andruw Jones, 5/27/04
Day-night DH	6/17/04 vs. Detroit (6-2 W/5-4 L)
Inside-the-park HR	Rollins, 6/20/04 vs. Kansas City
Cycle	David Bell, 6/28/04 vs. Montreal
Triple play	Todd Pratt, 8/19/04 vs. Houston (Ensborg to Kent to Lamb)
Grand slam by a Phillie	Byrd, 8/29/04 vs. Milwaukee
Twi-night DH	9/29/04 vs. Pittsburgh (8-4 W/8-3 W)
No-hitter	RHP Roy Halladay, 10/6/10, Phillies 4, Reds 0 (DS Game 1)
Walk-off grand slam	RF John Mayberry Jr., 6/4/13 vs. Miami

HALL OF FAME CLUB: This 2,500-seat premium seating area includes access to climate-controlled lounges with full-service bars, multiple HD TVs and upscale food options.

HOME RUN LIBERTY BELL:

When the Phillies hit one out of the park, fans are treated to a home run show, featuring thousands of LED lights and motion-added fun.



KEY FEATURES: Open Main Concourse (360 degrees) that allows fans to constantly connect with the game. Open outfield that allows a scenic view of Center City skyline. Views of the field from street level.

LANDSCAPING: There are over 1,000 trees, thousands of shrubs, perennials, ornamental grasses and up to three seasonal changes of annuals located around the ballpark.

MERCHANDISE: Official Phillies merchandise is available at the New Era Phillies Team Store located adjacent to the Third Base Gate. Fans may also personalize jerseys with their own name and number. The store is open Tuesday through Friday from 10:00 a.m. to 6:00 p.m. and Saturday from 11:00 a.m. to 4:00 p.m., as well as all home games. On 1:05 p.m. or 1:35 p.m. game days, the store can only be accessed with a game ticket. The store is closed on major holidays. For offseason hours please call 267-570-2333 or follow the New Era Phillies Team Store on social media. Souvenirs are also available in-game at the '47 Alley Store in Ashburn Alley, Memorabilia Store from Hunt Auctions, the Phillies Authentics shop featuring game-used and autographed memorabilia, The Cap Shop and Home Stands throughout the ballpark.



CITIZENS BANK PARK FACTS

MILESTONES:

- November 13, 2000 - Former Mayor John F. Street announced new Phillies ballpark and Eagles stadium will be located in the Sports Complex.
- June 28, 2001 - Phillies officially unveiled the architectural design plan for their new park.
- March 26, 2002 - Workers began pouring concrete to create the foundation.
- October 17, 2002 - The first piece of red steel was installed in the scoreboard structure.
- June 17, 2003 - Citizens Bank entered 25-year naming rights partnership with the Phillies.
- September 5, 2003 - Installation of seats began.
- October 31, 2003 - Installation of natural grass playing field started.
- April 3, 2004 - Phillies vs. Cleveland On-Deck Series game provided first glimpse of the park.
- April 12, 2004 - Cincinnati defeated Phillies, 4-1, before 41,626 in inaugural opener.

NETTING: The protective netting extends most of the way down each baseline to Section 109 (right field line) and Section 138 (left field line). The netting behind the dugouts and down the baselines is approximately 25 feet high and made of state-of-the-art “field green” material to blend in with the playing field and minimize obstruction of views.

PARKING: 21,000 parking spaces in the Sports Complex.

PHILADELPHIA STARS DISPLAY: Located in the Home Plate Suite Level lobby at Citizens Bank Park. The area showcases floor-to-ceiling graphics of the Philadelphia Stars from their playing days in the Negro Leagues, as well as an information panel covering “The Story of the Philadelphia Stars.” Also featured are paintings of two local players who starred in the Negro Leagues and are currently enshrined in Cooperstown: **Judy Johnson** from the Hilldale club and **Roy Campanella**, a Philadelphia native who played for the Baltimore Elite Giants, Philadelphia Stars and Brooklyn Dodgers.



PHILLIE PHANATIC: Part of a permanent exhibit at the National Baseball Hall of Fame and recognized by *Forbes* magazine and other media outlets as the most popular mascot in sports, the Phillie Phanatic has grown to become a recognizable symbol of the Phillies across the country and around the world. The Phanatic is a fixture at Phillies home games and entertains fans young and old at countless appearances throughout the Delaware Valley.



NEW! PIONEERS IN PINSTRIPES DISPLAY: Located in the Hall of Fame Club, this new area was created to honor the trailblazers of Phillies integration and racial/ethnic diversity, focusing mostly on the time from when **Jackie Robinson** broke baseball's color barrier to when **Dick Allen** became the Phillies' first Black superstar. *Pioneers in Pinstripes* pays tribute to both the well- and lesser-known figures who helped pave the way for future generations of Black and other minority athletes on the Phillies and in the city, while also educating the public and serving as a home base for collections and research on the subject of Phillies integration.



PUBLIC RESTROOM FACILITIES & CAVITY BUSTERS

NURSING MOTHER'S LOUNGE: A total of 68 restrooms are conveniently located throughout the park. This includes 26 women's, 26 men's and 15 family restrooms, with an additional restroom in the Service Level specifically for wheelchair guests seated in the Field Level area by the third base dugout. All are wheelchair accessible.

Fans also have access to a private area for nursing mothers and babies at the Cavity Busters Nursing Mother's Lounge, located on the Main Concourse behind Section 125 (between the Phillies Radio Booth and Home Plate lobby).

NEW PHILLIES SCOREBOARD WITH HDR PHANAVISION

EXPERIENCE: Debuted in 2023 and is among the largest in the major leagues. Features the latest and greatest in high dynamic range (HDR) video technology.

- Weight: 116,298 pounds, supported by 190 tons of structural steel.
- Overall size: 152 feet wide by 86 feet tall; 77% larger than the former Phillies display (an increase in size from 97 feet wide by 76 feet tall).
- 16:9 aspect ratio; able to display 516 life-size Phillie Phanatics simultaneously.
- With a 4K capable and HDR system utilizing nearly 11.6 million pixels with 10mm pixel spacing, the scoreboard delivers rich colors and superb clarity.
- Fans are also able to experience better viewing angles and short distance viewing like never before.

In addition, a modernized production control room was built in the Hall of Fame Club to support the enhanced system.

SEATS: Capacity: 42,901; Color of seats: Sapphire blue; Hussey Seating Co. Seats are angled toward the infield and equipped with cup holders.

SMOKE-FREE FACILITY: Smoking is not permitted inside Citizens Bank Park.

CITIZENS BANK PARK FACTS

STATUES: Richie Ashburn (Ashburn Alley), Steve Carlton (Left Field Gate), Mike Schmidt (Third Base Gate), Robin Roberts (First Base Gate), 10 feet high, sculpted by Zenos Frudakis; Harry Kalas (Main Concourse behind Section 141, near Miller Lite Liberty Landing), 7.5 feet high, sculpted by Lawrence J. Nowlan.



SUITES: 70, all located between the four poles. The luxurious suites are located directly above field level and afford spectacular views of the action.

UBER RIDESHARE LOT: This new area in Lot T (off Pattison Avenue) is designated for pick-ups and drop-offs for all ticketed events at Citizens Bank Park and the Wells Fargo Center.

VENUE MANAGEMENT: OVG360

VETERANS MEMORIAL:

To commemorate the site of Veterans Stadium, the Phillies built a monument as an everlasting memorial to veterans. Located on Pattison Avenue, it includes the American flag along with bronze plaques and flags representing the Army, Marine Corps, Navy, Air Force, Coast Guard and POW/MIA.



PHILLIE PHANATIC



HT: 6-6; **WT:** 300
AGE: Made debut on April 25, 1978
BIRTHPLACE: Galápagos Islands

Named after the team's fanatical fans, the Phillie Phanatic was created by the team's marketing department after the 1977 season. From that humble beginning, the beloved mascot evolved and is celebrated as part of a permanent exhibit in the National Baseball Hall of Fame in Cooperstown, N.Y. Over the years, various national media outlets have ranked the Phanatic as the No. 1 sports mascot.

Often featured on sports highlight shows, in recent years he stepped into prime time with appearances on the NBC television show "30 Rock" and ABC's "The Goldbergs" and "Schooled." He's also visited the sets of NBC's "Today," "Good Morning America," "CBS This Morning," and ESPN's "SportsCenter" and "College GameDay." A frequent flyer, the Phanatic has logged miles to Japan, Australia, Mexico and Europe and most notably journeyed to his homeland of the Galápagos Islands.

Dave Raymond, a graduate of the University of Delaware, was the original performer in costume and spent 16 years entertaining as the Phanatic. The current Phanatic, Tom Burgoyne, began his fanatical career in 1989 as Raymond's backup, later joining the Phillies marketing department in 1990. Over the course of his tenure, Tom has written two Phillies books, 19 children's books and a business/leadership book called *Pheel the Love*. In addition, he's developed a reading program (Phanatic About Reading) that encourages kids to read at least 15 minutes every day. In 2020, Tom was honored with the Richie Ashburn & David Montgomery Special Achievement Award, which is given to a member of the Phillies organization who has demonstrated loyalty, dedication and passion for the game.

Tom is a graduate of St. Joseph's Preparatory School and Drexel University (1988), where he earned a bachelor's degree in marketing. He and his wife Jennifer have three sons, Andrew, Daniel and Matthew.



CITIZENS BANK PARK GROUND RULES

DUGOUT AND PHOTOGRAPHERS' AREAS

Ball striking fence or railing in front of dugout and photographers' area and rebounding onto field: **In Play**.

Ball on top step (lip) of dugout: **In Play**.

Ball striking dugout roof: **Out of Play**.

BACKSTOP AREA

Pitched or thrown ball on ledge of backstop or signage behind home plate: **In Play**.

Ball going into camera area behind home plate: **Out of Play**.

Ball striking guy wires that support backstop: **Out of Play (No longer considered a batted ball in flight)**.

TARP AREA

Thrown or fair ball that lodges beneath or behind canvas on-field tarp: **Out of Play**.

OUTFIELD AREA

Left Field:

Over the fence and in plantings: **Home Run**.

Ball strikes spectator in fair territory: **Home Run**.

Left Center Field to Center Field:

Ball hits on or to the left of the vertical yellow line: **Home Run**.

Ball hits to the right of the vertical yellow line and rebounds back onto the field: **In Play**.

Ball hits on or to the right of the vertical yellow line and goes over the center field fence without striking the ground: **Home Run**.

Right Center Field to Right Field:

Ball wedges in chain link fence in front of out-of-town scoreboard: **Two Bases**.

Ball strikes fence or scoreboard and goes over center field fence without striking the ground: **Home Run**.

QUALIFYING MARKS

Batting Championship: Highest batting average and 502 or more plate appearances. However, if there is any player with fewer than the required number of plate appearances whose average would be the highest if he were charged with the required number of official at-bats, then that player shall be awarded the championship.

Pitching Championship: Lowest ERA and 162 or more innings pitched.

Fielding Championship: Highest fielding average and (a) catcher must have played in at least 81 games; (b) infielder or outfielder must have played in at least 108 games; and (c) pitcher must have 162 innings pitched.

Rookie: A player shall be considered a rookie unless, during a previous season or seasons, he has (a) exceeded 130 at-bats or 50 innings pitched in the major leagues; or (b) accumulated more than 45 days on the active roster of a major league club or clubs during the period of the 26-player limit.

Save: Credit a pitcher with a save when:

(1) He is the finishing pitcher in a game won by his club;

(2) He is not the winning pitcher, and

(3) He qualifies under one of the following conditions:

(a) He enters the game with a lead of no more than three runs and pitches for at least one inning, or

(b) He enters the game with the potential tying run either on base, at bat or on deck, or

(c) He pitches effectively for at least three innings.

No more than one save may be credited in each game.

Consecutive-Game Hitting Streak: A consecutive-game hitting streak shall not be terminated if all the player's plate appearances result in a walk, hit batsman, defensive interference or a sacrifice bunt. The streak shall terminate if the player has a sacrifice fly and no hit.

Consecutive-Game Playing Streak: A consecutive-game playing streak shall extend if the player plays one half-inning on defense, or if he completes a time at bat by reaching base or being put out. A pinch-running appearance only shall not extend the streak. If a player is ejected from a game by an umpire before he can comply with the requirements of this rule, his streak shall continue.

RULES OF INTEREST

DOCTORED BAT: If a filled or “doctored” bat is used, the player is to be called out and ejected from the game and is subject to additional penalties. Any balls hit by an illegal bat do not count. If the umpire sees the illegal bat before it is used, he issues a warning, but there is no penalty.

EXTRA INNINGS: If the score is tied after nine innings, and for each extra inning of those games, the team batting will begin the inning with a runner on second base. The runner on second base at the start of each half-inning has to be the player (or substitute for such player) in the batting order immediately preceding that half-inning’s leadoff hitter.

INFIELD POSITIONING: Infielders must be positioned on either side of second base when the pitch is released. All four infielders must have both feet within the infield when the pitcher is on the rubber.

MINIMUM NUMBER OF BATTERS FOR PITCHERS: An amendment to Rule 5.10(g) requires that starting pitchers and relief pitchers must pitch to either a minimum of three batters or the end of a half-inning (with exceptions for incapacitating injury or illness).

NIGHT GAME: Any game scheduled to start after 5 p.m. will be considered a night game. If a game is scheduled to start at 5 p.m. and is delayed for any reason it will be considered a day game. If a game is scheduled to start at 5:01 p.m. it will be considered a night game. Twi-night doubleheaders shall be considered two night games.

PINCH-HITTERS: A player shall be considered a pinch-hitter only if he enters the game as a substitute batter and only on his first time at bat, which must be before he becomes a fielder. If the team bats around and a pinch-hitter comes up a second time in the inning in which he first appeared, he will not be considered a pinch-hitter during that second time up.

PITCH TIMER: The timer will be set at 15 seconds when bases are empty and 18 seconds with runner(s) on base. Hitters will receive one timeout per plate appearance and the pitcher can step off the rubber twice.

ROSTER LIMITS: The active roster limit from Opening Day through Aug. 31 and in postseason games is 26 (max. 13 pitchers), with a 27th player allowed for doubleheaders. From Sept. 1 through the end of the season, all clubs must carry 28 players on the active roster (max. 14 pitchers).

SUSPENDED GAME RULE: For the purpose of this rule, all performances in the completion of a suspended game shall be considered as occurring on the original date of the game. A game terminated by curfew or by a prearranged time limit is a suspended game if it has progressed to be an official game (4 ½ or 5 innings). A game terminated by light failure or malfunction of a mechanical field device under control of the home club is a suspended game anytime after it begins. Rule 4.11 (d)... A called game ends at the moment the umpire terminates play. EXCEPTION: If the game is called while an inning is in progress and before it is completed, the game becomes a suspended game in each of the following situations:

–The visiting team has scored one or more runs to tie the score and the home team has not scored.

–The visiting team has scored one or more runs to take the lead and the home team has not tied the score or retaken the lead.

Suspended games shall be resumed at the exact point of suspension immediately preceding the next scheduled, single game between the two clubs at the same site.

Any legal game called due to weather with the score tied is a tie game and must be replayed in its entirety.

WAIVER AND DRAFT PRICES: The waiver price is \$20,000 and the Major League Draft price is \$50,000.

YEAR OF SERVICE: 172 days constitute a full major league year of service.

RAIN RULES

Prior to the start of a game, the right to play is vested in the home club. Once lineup cards have been exchanged, the Umpire-In-Chief shall have the sole authority to determine whether and when play shall be halted and whether and when play shall resume. He shall not call the game until at least 30 minutes after he has suspended play. He may continue the suspension as long as he believes there is any chance to resume play. The Crew Chief shall at all times try to complete a game. His authority to resume play following one or more suspensions of as much as 30 minutes each shall be absolute and he shall terminate a game only when there appears to be no possibility for completing it.

For series that begin on or after September 1, during the final series of the season between two clubs in the home ballpark of each club – even if the game has not yet begun – MLB’s Executive VP of Baseball Operations (or his designee) shall be the sole authority as to whether or not a game shall be started because of unsuitable weather or the unfit condition of the playing field.

HOW TO FIGURE

Batting Average: Divide at-bats into hits.

ERA: Multiply earned runs by nine and divide the total by innings pitched.

Slugging Percentage: Divide total bases by the total times at bat (not including walks, sacrifices, hit by pitcher or interference).

On-Base Percentage: Divide the on-base total (hits, walks, hit by pitcher, and interference) by total plate appearances (at-bats, walks, hit by pitcher and sacrifices).

Fielding Percentage: Divide the total putouts and assists by total chances (putouts, assists and errors).

Winning Percentage: Divide the number of games won by the total games played.

Magic Number: Determine the number of games yet to be played, add one, then subtract the number of games ahead in the loss column of the standings from the closest opponent.

SPRING TRAINING INFORMATION

BAYCARE BALLPARK

"If there is a gold standard among Grapefruit League ballparks, it is Clearwater's BayCare Ballpark. It is the standard by which older ballparks are evaluated and new ballparks are planned. It's not the biggest or the most historic, but on virtually every level it's the nicest, and it works very well on a functional level: you never, ever feel crushed or crowded, even when you're queuing up for parking or an entrance to the ballpark. We really can't think of a better time at a spring training game than to spend the afternoon at BayCare Ballpark." – springtrainingonline.com

Fans certainly have enjoyed spending the afternoon at BayCare Ballpark since it first opened in 2004. As the Phillies entered their 21st spring at their Clearwater home, total attendance stood at 2,315,364.

Of that total, 113,037 were there in the first year, easily breaking the spring record (94,811 in 1994) at Jack Russell Memorial Stadium, where the Phillies trained starting in 1955. Attendance for the first year there was a meager 16,832.

The Phillies first moved to Clearwater in 1947, replacing the Cleveland franchise, which moved to Tucson, Ariz. Athletic Field, with a seating capacity of 3,000, was their first home. The previous spring, the Phillies trained in Miami Beach, Fla. Because of World War II travel restrictions, the Phillies trained close to home in 1943 (Hershey, Pa.) and 1944-45 (Wilmington, Del.).

Only the Detroit Tigers have been in a Florida location longer, holding camp in Lakeland since 1934. The Tigers defeated the Phillies, 13-1, in their first Clearwater game, March 11, 1947, before a paid crowd of 1,766 and lost the first game at Jack Russell Stadium, 4-2, on March 10, 1955, before 4,209 fans.

In 2004, the Phillies also opened a new home in Philadelphia, Citizens Bank Park. No other club ever unveiled two ballparks in the same year.

FIRST GAME AT BAYCARE BALLPARK

Date: March 4, 2004
Score: Phillies 5, Yankees 1
Attendance: 8,205
First batter: CF Kenny Lofton
First pitcher: RHP Vicente Padilla
First hit: CF Marlon Byrd (1st-inning single)



PHILLIES SPRING TRAINING SITES

1883-85	Philadelphia, PA	1902	Washington, NC	1921	Gainesville, FL
1886	Charleston, SC	1903	Richmond, VA	1922-24	Leesburg, FL
1887	Savannah, GA	1904	Savannah, GA	1925-27	Bradenton, FL
1888	Cape May, NJ	1905	Augusta, GA	1928-37	Winter Haven, FL
1889-90	Jacksonville, FL	1906-08	Savannah, GA	1938	Biloxi, MS
1891	Cape May, NJ	1909-10	Southern Pines, NC	1939	New Braunfels, TX
1892	Gainesville, FL	1911	Birmingham, AL	1940-42	Miami Beach, FL
1893-94	Philadelphia, PA	1912	Hot Spring, AR	1943	Hershey, PA
1895-96	Hampton, VA	1913	Southern Pines, NC	1944-45	Wilmington, DE
1897	Augusta, GA	1914	Wilmington, NC	1946	Miami Beach, FL
1898	Cape May, NJ	1915-18	St. Petersburg, FL	1947-	Clearwater, FL
1899-1900	Charlotte, NC	1919	Charlotte, NC		
1901	Philadelphia, PA	1920	Birmingham, AL		

SPRING TRAINING INFORMATION

BAYCARE BALLPARK

Street Address: 601 N. Old Coachman Road
Clearwater, FL 33765
Telephone: (727) GO-PHILS
Fax: (727) 461-7768
Seating Capacity: 8,272



MINOR LEAGUE CAMP

Site: Paul Owens Training Facility
at Carpenter Complex
Street Address: 651 N. Old Coachman Road, Clearwater, FL 33765
Telephone: (727) GO-PHILS
Fax: (727) 726-1793

2024 PHILLIES SPRING TRAINING SCHEDULE

Day	Date	Opponent	Site	Broadcast	Time
Saturday	February 24	Blue Jays	Dunedin	W	1:07 p.m.
Sunday	February 25	Yankees	CLEARWATER	N/W	1:05 p.m.
Monday	February 26	Red Sox	Fort Myers	M	1:05 p.m.
Tuesday	February 27	Twins	Fort Myers	M	1:05 p.m.
Wednesday	February 28	Braves	CLEARWATER	N+	1:05 p.m.
Thursday	February 29	Blue Jays	Dunedin	M	1:07 p.m.
Friday	March 1	Marlins	CLEARWATER	P	1:05 p.m.
		Tigers	Lakeland		1:05 p.m.
Saturday	March 2	Twins	CLEARWATER	N/W	1:05 p.m.
Sunday	March 3	Braves	North Port	W	1:05 p.m.
Monday	March 4	Blue Jays	Dunedin	M	1:07 p.m.
Tuesday	March 5	Orioles	CLEARWATER	N+	1:05 p.m.
Wednesday	March 6	OFF			
Thursday	March 7	Rays	Port Charlotte	M	1:05 p.m.
Friday	March 8	Astros	CLEARWATER	N+	1:05 p.m.
Saturday	March 9	Blue Jays	CLEARWATER	N/W	1:05 p.m.
Sunday	March 10	Pirates	Bradenton	W	1:05 p.m.
Monday	March 11	Yankees	CLEARWATER	N+	1:05 p.m.
Tuesday	March 12	OFF			
Wednesday	March 13	Tigers	CLEARWATER	N+	1:05 p.m.
Thursday	March 14	Red Sox	CLEARWATER	P	1:05 p.m.
Friday	March 15	Astros	West Palm Beach	W	6:05 p.m.
Saturday	March 16	Marlins	Jupiter	W	1:05 p.m.
Sunday	March 17	Blue Jays	CLEARWATER	N/W	1:05 p.m.
Monday	March 18	Pirates	CLEARWATER	N+	1:05 p.m.
		Yankees	Tampa		1:05 p.m.
Tuesday	March 19	Tigers	Lakeland	W	6:05 p.m.
Wednesday	March 20	Orioles	Sarasota	W	6:05 p.m.
Thursday	March 21	Rays	CLEARWATER	N+	1:05 p.m.
Friday	March 22	Tigers	CLEARWATER	N+	1:05 p.m.
Saturday	March 23	Yankees	Tampa	W	1:05 p.m.
Sunday	March 24	Blue Jays	CLEARWATER	N+/W	1:05 p.m.
Monday	March 25	Rays	CLEARWATER	P	12:05 p.m.

N – NBCSP; N+ – NBCSP+; W – WIP 94.1 FM; M – MLB.com; P – Webcast



2024 SCHEDULE & PROMOTIONS



CONTACT INFORMATION

Ticket Sales and Information:
215-463-1000

Ballpark Group Tours:
215-218-5360

Special Events (Non-game day events):
215-218-5100

New Era Phillies Team Store:
267-570-2333

phillies.com

Follow @phillies on X
Like the Phillies on Facebook
Follow @phillies on Instagram
Add the Phillies on Snapchat
Follow @phillies on TikTok

SUN	MON	TUES	WED	THUR	FRI	SAT
24	25	26	27	1 28 ATL 3:05	29	2 30 ATL 4:05
3 31 ATL 1:35	1 1 CIN 6:40	2 2 CIN 6:40	3 3 CIN 1:05	4	5 WSH 6:45	6 WSH 4:05
7 WSH 1:35	8 STL 7:45	9 STL 7:45	10 STL 1:15	11 PIT 6:40	12 PIT 6:40	13 PIT 4:05
5 14 PIT 1:35	6 15 COL 6:40	7 16 COL 6:40	17 17 COL 6:05	18	19 CWS 6:40	20 CWS 6:05
8 21 CWS 1:35	22 CIN 6:40	23 CIN 6:40	24 CIN 6:40	25 CIN 1:10	26 SD 9:40	27 SD 8:40
28 SD 4:10	29 LAA 9:38	30 LAA 9:38	MARCH/APRIL			

SUN	MON	TUES	WED	THUR	FRI	SAT
	1	2 CHI 8:05	3 CHI 8:05	4 CHI 2:20	5 ATL 7:20	6 ATL 7:15
7 ATL 1:35	8	9 LAD 6:40	10 LAD 7:05	22 11 LAD 6:05	23 12 OAK 6:40	24 13 OAK 4:05
14 OAK 1:35	15	16 ASG	17	18	19 PIT 6:40	20 PIT 6:40
21 PIT 1:35	22 MIN 7:40	23 MIN 7:40	24 MIN 1:10	25	26 25 CLE 6:40	27 26 CLE 6:05
28 28 CLE 1:35	29 NYV 6:40	30 NYV 6:40	28 29 NYV 12:35	JULY		

SUN	MON	TUES	WED	THUR	FRI	SAT
MAY			1 LAA 4:07	2	3 SF 6:40	4 SF 6:05
5 SF 7:10	6 SF 4:05	7 TOR 6:40	8 TOR 1:05	9	10 MIA 7:10	11 MIA 4:10
12 MIA 1:40	13 NYM 7:10	14 NYM 1:10	15 NYM 6:40	16 WSH 6:40	17 WSH 6:40	18 WSH 6:05
19 WSH 1:35	20	21 TEX 6:40	22 TEX 6:40	23 23 TEX 1:05	24 COL 8:40	25 COL 9:10
26 COL 3:10	27 SF 5:05	28 SF 9:45	29 SF 3:45	30	31 STL 6:40	

SUN	MON	TUES	WED	THUR	FRI	SAT
AUGUST						1
4 SEA 4:10	5 LAD 10:10	6 LAD 10:10	7 LAD 10:10	8 ARI 9:40	9 ARI 9:40	10 ARI 8:10
11 ARI 4:10	12	13 MIA 6:40	14 MIA 6:40	29 15 WSH 6:40	16 16 WSH 6:40	17 17 WSH 6:05
18 WSH 1:35	19	20 ATL 7:20	21 ATL 7:20	22 ATL 7:15	23 KC 8:10	24 KC 7:10
25 KC 2:10	26 HOU 6:40	32 27 HOU 6:40	33 28 HOU 4:05	29 ATL 6:40	30 ATL 6:40	31 ATL 7:15

SUN	MON	TUES	WED	THUR	FRI	SAT
JUNE						14 1 STL 7:15
2 STL 1:35	3 MIL 6:40	4 MIL 6:40	15 5 MIL 4:05	6	7	8 MIA 1:10 pm
9 MIA 10:10 am	10	11 BOS 7:10	12 BOS 7:10	13 BOS 7:10	14 BAL 7:05	15 BAL 4:05
16 BAL 1:35	17 SD 1:35	18 SD 6:40	19 19 SD 1:05	20	21 ARI 6:40	22 ARI 4:05
23 23 ARI 1:35	24 DET 6:40	25 DET 6:40	26 DET 1:10	27 27 MIA 6:20	28 28 MIA 6:20	29 MIA 4:05
30 MIA 1:35						

SUN	MON	TUES	WED	THUR	FRI	SAT
1 ATL 1:35	2	3 TOR 7:07	4 TOR 3:07	5 MIA 6:40	6 MIA 7:10	7 MIA 4:10
8 MIA 1:40	9 TB 6:40	10 TB 6:40	11 TB 6:40	12	13 NYM 6:40	14 NYM 4:05
15 NYM 1:35	16 MIL 7:40	17 MIL 7:40	18 MIL 7:40	19 NYM 7:10	20 NYM 7:10	21 NYM 4:10
22 NYM 1:40	23 CHI 6:40	24 CHI 6:40	35 25 CHI 6:05	26	27 WSH 6:45	28 WSH 4:05
29 WSH 3:05	30	SEPTEMBER				

HOME GAMES LONDON (ET) A B C D SUN
PARTIAL SEASON PLANS SUNDAY PLAN
GROUP DATES: Ⓢ Super Phanatic Value Dates Ⓣ Buy One Get One Dates (BOGO)

All games carried by SportsRadio WIP 94.1 FM.

PROMOTIONS

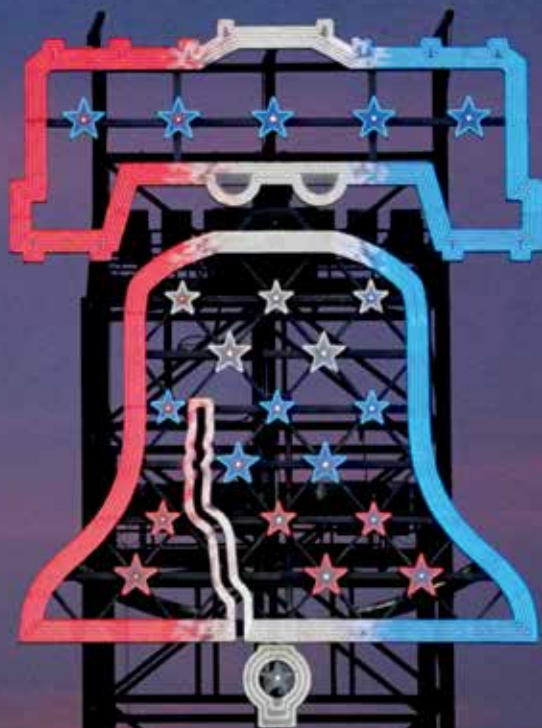
- (1) Opening Day/Phillies Scarf ♦ (3/28)
 - (2) McDonald's Opening Night T-Shirt ★ (3/30)
 - (3) 2024 Schedule Magnet presented by Valley Forge Tourism ♦ (3/31)
 - (4) Hatfield Phillies Franks BOGO Night ♦ (4/2)
 - (5) Cavity Busters Kids Opening Day/Sleeveless Hoodie ❖ (4/14)
 - (6) Jackie Robinson Day ♦ (4/15)
 - (7) Hatfield Phillies Franks BOGO Night ♦ (4/16)
 - (8) Citizens Phanatic Birthday/Phanatic Mittens ❖ (4/21)
 - (9) Mother's Appreciation Day presented by Pep Boys/Ladies Bucket Hat ▼ (5/5)
 - (10) Independence Blue Cross Senior Stroll the Bases ● (5/6)
 - (11) Johnson Controls Bryson Stott Bobble Figurine ♦ (5/17)
 - (12) Phanatic About Reading Day presented by Xfinity/Phanatic Children's Book ❖ (5/19)
 - (13) Citizens Weather Education Day presented by NBC10 First Alert Weather ✖ (5/23)
 - (14) London 2024 Double Decker Bus presented by SEI ❖ (6/1)
 - (15) London 2024 Sunglasses presented by SEI ♦ (6/5)
 - (16) Kids Run the Bases ❖ (6/19)
 - (17) Toyota Cole Hamels Retirement Night/2009 National League Champions Replica Ring ★ (6/21)
 - (18) Riley Green Postgame Concert presented by Jim Beam ♦ (6/22)
 - (19) Chevrolet Father's Appreciation Day/Men's Hat ▲ (6/23)
 - (20) Xfinity Fireworks Show #1 ♦ (6/27)
 - (21) Xfinity Fireworks Show #2 ♦ (6/28)
 - (22) Chick-fil-A 1980s Retro Night/Phillies Bullpen Cart ❖ (7/11)
 - (23) Sustainable Phillies Cap presented by PGW ♦ (7/12)
 - (24) Coca-Cola Photo Day ► (7/13)
 - (25) PECO Trea Turner Bobble Figurine ♦ (7/26)
 - (26) Kaskade Postgame Concert presented by Jim Beam ❖ (7/27)
 - (27) Philadelphia Water Ice Kyle Schwarber "Schwarbomb" Beach Towel ❖ (7/28)
 - (28) Kids Run the Bases ❖ (7/31)
 - (29) Miller Lite Floppy Hat ⌘ (8/15)
 - (30) Toyota Phillies Wall of Fame Night ♦ (8/17)
 - (31) Toyota Phillies Alumni Day ♦ (8/18)
 - (32) Goya Latino Family Celebration ♦ (8/27)
 - (33) Independence Blue Cross Senior Stroll the Bases ● (8/28)
 - (34) GIANT Family Day/Phanatic Lunch Bag ❖ (9/15)
 - (35) Fan Appreciation Night ♦ (9/25)
- ♦ All fans
 - ★ Fans 15 and over
 - ❖ Children 14 and under
 - ▲ Men 15 and over
 - ▼ Women 15 and over
 - ⌘ Fans 21 and over
 - Fans 55 and over
 - Limited field access
 - ✖ Must register through Theme Nights page on phillies.com
- Red-Giveaways Blue-Promotions
Schedule, promotions subject to change.

You're made for nine innings, and sometimes even more.

And with Citizens as your financial partner,
you're Made Ready for everything this season has in store.

 **Citizens**[®]

Official Bank of the *Phillies*




**Citizens Bank
Park**

CitizensBankPark.com

©2024 Citizens Financial Group, Inc. All rights reserved. Citizens is a brand name of Citizens Bank, N.A. Member FDIC. Major League Baseball trademarks and copyrights are used with permission of MLB Advanced Media, L.P.